

# MAZDA2

ZOOM-ZOOM



# CONTENTS

---

03 - Introduction	10 - Exterior Colours
04 - Interior Design	11 - G15 Pure
05 - Exterior Design	12 - G15 Evolve
06 - Technology/Connectivity	13 - G15 GT
07 - Performance	14 - Specifications
08 - Safety as Standard	24 - Mazda Care
09 - Trims	25 - Contact





## STEP UP TO NEW MAZDA2

The time has come to step up to a car designed to take you to where you want to be. One that moves with an unprecedented level of style, sophistication as well as the very latest in safety and technology. One that represents your new beginning. It's time to step up to New Mazda2.



## EXPERIENCE A HIGHER STANDARD OF DESIGN

Drawing on Mazda's signature 'Kodo - Soul of Motion' design language, the luxurious cabin has been infused with a sense of playful elegance. Light and shadow dance off the premium materials throughout, elevating the sense of quality in all directions. Extensive research has been undertaken to create a peaceful, quiet space where road noise is minimised and natural conversation can flow.



## STYLE THAT DISTINGUISHES

Taking a 'less is more' approach to exterior design, New Mazda2 conveys a strong sense of quality and elegance that's well above its peers. The front grille has been refined and extended to give a sense of width, while the brand new wheel design and colours create a sense of poise and capability from front to back.



## CONNECTIVITY THAT DOESN'T COMPROMISE

Every piece of technology within New Mazda2 has been engineered around effortless convenience. Access your world with Apple CarPlay<sup>®§</sup> and Android<sup>®</sup> Auto<sup>§</sup> now standard across the range. Choose your settings via MZD Connect's intuitive commander dial. While at night, the rearview mirror automatically adjusts and dims itself if it detects a high beam.

§ Please check the compatibility of your device (particularly your mobile phone) with the specific Mazda vehicle you intend to purchase as not all devices operate correctly. Visit [www.mazda.com.au/Bluetooth](http://www.mazda.com.au/Bluetooth) or consult your Mazda Dealer for further information.



## PERFORMANCE THAT TAKES CHARGE

With the evolution to the Skyactiv-G 1.5L engine, New Mazda2 delivers a new standard of drive. You'll love the fuel economy as well as the increased torque and faster engine response really helping you take charge. All while reducing harmful substances in exhaust emission.

## SAFETY THAT'S A STEP AHEAD

New Mazda2 is equipped with the latest enhancements to our safety technologies to ensure even greater peace of mind. Lane-keep Assist (LAS) alerts the driver if they are deviating from their lane and provides gentle steering assistance to help them get on track. While Smart City Brake Support (SCBS), Blind Spot Monitoring (BSM) and Traffic Sign Recognition System (TSRS) are also standard across the range, which means you can enjoy a drive that's full of confidence.








## SURROUND YOURSELF WITH QUALITY

To maintain the feeling of considered design throughout the cabin, luxurious materials from the seats adorn the door trims and centre dashboard. Beautiful to touch and to admire, these trims create a stylish, fresh ambience that speaks to New Mazda2's modern styling.



Brown/black cloth (G15 Pure)

Navy blue/black cloth (G15 Evolve)

Blue grey leather<sup>#</sup> with grey Grand Luxe<sup>®^</sup> synthetic suede (G15 GT)

<sup>#</sup> Leather interior includes some Maztex material on selected high-impact surfaces.


<sup>^</sup> Grand Luxe<sup>®</sup> is a registered trademark of Seiren Co., Ltd.




Snowflake White Pearl Mica



Sonic Silver Metallic



Eternal Blue Mica




Soul Red Crystal Metallic<sup>^</sup>

## CHOOSE YOUR COLOUR


Fusing the hard appearance of metal with a glossy smoothness, the newly developed Polymetal Grey Metallic comes exclusive to the hatch and changes colour depending on the light, accentuating beautiful lines of bodywork.




Machine Grey Metallic<sup>^</sup>



Jet Black Mica



Polymetal Grey Metallic<sup>^†</sup>



Deep Crystal Blue Mica<sup>†</sup>

<sup>^</sup> At extra cost. <sup>†</sup> Hatch model only.



## MAZDA2 G15 PURE – HATCH & SEDAN

- » 15 inch alloy wheels
- » Headlamps (LED)
- » Power mirrors (body coloured, electric folding)
- » Seat trim: Brown/black cloth
- » Front seats with: height adjustment (driver) and seat back pocket (passenger)
- » Rear seats with: 60/40 split fold backrest
- » Air-conditioning
- » Cruise control
- » Leather-wrapped: gear shift knob, handbrake handle and steering wheel
- » Power windows
- » Tilt and telescopic adjustable steering wheel
- » Trip computer
- » Vanity mirrors (front)
- » Wipers (front) 2-speed with variable intermittent function
- » 7-inch full colour touch screen display (MZD Connect)
- » Apple Carplay® and Android® Auto
- » Audio system with: AM/FM tuner, DAB+ digital radio and 6 speakers
- » Bluetooth® hands-free phone and audio capability<sup>§</sup>
- » Multi-function commander control
- » Steering wheel-mounted audio controls
- » USB-audio input port (iPod compatible)
- » Advanced keyless push-button engine start
- » Airbags SRS: front (driver and passenger), side (front) and curtain (front and rear)
- » Anti-lock Braking System (ABS)<sup>†</sup>
- » Blind Spot Monitoring (BSM)<sup>†</sup>
- » Dynamic Stability Control (DSC)<sup>†</sup>
- » Emergency Stop Signal (ESS)<sup>†</sup>
- » G-Vectoring Control Plus (GVC-Plus)<sup>†</sup>
- » Hill Launch Assist (HLA)<sup>†</sup>
- » Parking sensors (rear)
- » Rear Cross Traffic Alert (RCTA)<sup>†</sup>
- » Reverse camera
- » Smart City Brake Support-Forward (SCBS-F) with pedestrian detection<sup>†</sup>
- » Smart City Brake Support-Reverse (SCBS-R)<sup>†</sup>

## POWERTRAIN

- » 1.5 litre in-line 4 cylinder 16 valve DOHC S-VT petrol (Skyactiv-G) with i-stop
- » Compression ratio: 13.0:1
- » Drivetrain: FWD
- » Maximum power: 82kW @ 6,000rpm
- » Maximum torque: 144Nm @ 4,000rpm
- » Fuel consumption (combined): 5.4 l/100km\* (man) or 5.3 l/100km\* (auto)
- » Transmission: 6-speed manual (Skyactiv-MT) or 6-speed auto (Skyactiv-Drive)

§ Please check the compatibility of your Bluetooth® device (particularly your mobile phone) with the specific Mazda vehicle you intend to purchase as not all devices operate correctly. Visit [www.mazda.com.au/Bluetooth](http://www.mazda.com.au/Bluetooth) or consult your Mazda Dealer for further information. † i-Activsense, other safety technologies and driver-assistance features do not replace the driver's judgement, and should not be used in place of skilled and safe driving practices. It is the driver's sole responsibility to monitor vehicle surroundings and conditions and comply with all applicable laws at all times. \*Combined fuel consumption figures are based on ADR 81/02 test results. They are useful in comparing the fuel consumption of different vehicles. They may not be the fuel consumption achieved in practice. This will depend on traffic, road conditions and how the vehicle is driven.



## MAZDA2 G15 EVOLVE HATCH – ADDITIONAL TO G15 PURE

- » 16 inch alloy wheels
- » Daytime running lamps (LED)
- » Headlamps auto on/off function
- » Power mirrors (body coloured, auto folding)
- » Shark fin antenna
- » Exhaust extension (chrome)
- » Seat trim: Navy blue/black cloth
- » Active Driving Display
- » Air-conditioning (climate control)
- » Satellite navigation
- » Wipers (front) 2-speed with rain-sensing function

## POWERTRAIN

- » 1.5 litre in-line 4 cylinder 16 valve DOHC S-VT petrol (Skyactiv-G) with i-stop
- » Compression ratio: 13.0:1
- » Drivetrain: FWD
- » Maximum power: 82kW @ 6,000rpm
- » Maximum torque: 144Nm @ 4,000rpm
- » Fuel consumption (combined): 5.3 l/100km\* (auto)
- » Transmission: 6-speed auto (Skyactiv-Drive)



### ON DISPLAY

The full-colour Active Driving Display presents only the most relevant information in the simplest fashion for you to see.



### DIM THE LIGHTS

The auto-dimming rearview mirror detects the headlights of vehicles behind you, and if they're stronger than a preset level, automatically changes reflectivity to reduce glare.



### NEW ALLOY DESIGN

These stylish alloy wheels will give your Mazda2 a striking street presence.

\*Combined fuel consumption figures are based on ADR 81/02 test results. They are useful in comparing the fuel consumption of different vehicles. They may not be the fuel consumption achieved in practice. This will depend on traffic, road conditions and how the vehicle is driven.



## MAZDA2 G15 GT – HATCH & SEDAN

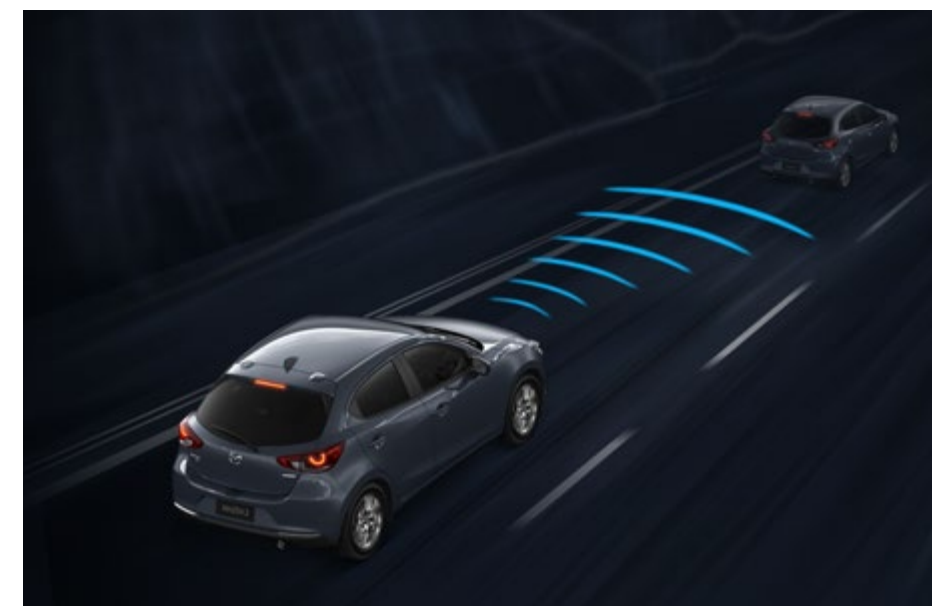
### HATCH – ADDITIONAL TO G15 EVOLVE

- » Blue grey leather<sup>#</sup> with grey Grand Luxe<sup>®^</sup> synthetic suede
- » 360° View Monitor
- » Advanced keyless entry
- » Mazda Radar Cruise Control (MRCC)<sup>†</sup>
- » Parking sensors (front)

### SEDAN – ADDITIONAL TO G15 PURE


- » 16 inch alloy wheels
- » Daytime running lamps (LED)
- » Headlamps auto on/off function
- » Power mirrors (body coloured, auto folding)
- » Exhaust extension (chrome)
- » Blue grey leather<sup>#</sup> with grey Grand Luxe<sup>®^</sup> synthetic suede
- » Active Driving Display
- » Air-conditioning (climate control)
- » Satellite navigation
- » Wipers (front) 2-speed with rain-sensing function
- » 360° View Monitor<sup>†</sup>
- » Parking sensors (front)
- » Advanced keyless entry
- » Mazda Radar Cruise Control (MRCC)<sup>†</sup>

## POWERTRAIN – SEE G15 EVOLVE




### KEEP A SAFE DISTANCE

Mazda Radar Cruise Control (MRCC) automatically maintains a safe distance from the car ahead.



### SEE IT ALL

Four separate cameras give you a complete 360° view, helping you detect objects nearby, minimise blind spots and avoid potential danger.



### GO KEYLESS

Smart keyless entry means as long as you're carrying the key, you enter just by pressing a button on either front door.

# SPECIFICATIONS

Powertrain		1.5L I4 Petrol
Bore and stroke (mm)		74.5 x 85.8
Compression ratio		13.0:1
Drivetrain		FWD
Emissions standard		Euro stage V
Engine capacity (cc)		1,496
Engine type		1.5 litre in-line 4 cylinder 16 valve DOHC S-VT petrol (Skyactiv-G) with i-stop
Fuel consumption (l/100km)*:	Combined (manual/auto)	5.4/5.3
	Extra urban (manual/auto)	4.7/4.6
	Urban (manual/auto)	6.7/6.5
Fuel system		Electronic direct injection
Fuel tank capacity (litres)		44
Gear ratio - Manual/Auto:	1st	3.583/3.529
	2nd	1.904/2.025
	3rd	1.290/1.348
	4th	1.028/1.000
	5th	0.837/0.742
	6th	0.680/0.594
	Reverse	3.416/2.994
	Final drive	4.105/4.319
Maximum power (kW @ rpm)		82 @ 6,000
Maximum torque (Nm @ rpm)		144 @ 4,000
Recommended fuel		Unleaded (91RON or higher) or E10
Throttle control		Electronic (drive-by-wire)
Transmission:	Manual	6-speed Skyactiv-MT
	Auto	6-speed Skyactiv-Drive

\* Combined fuel consumption figures are based on ADR 81/02 test results. They are useful in comparing the fuel consumption of different vehicles. They may not be the fuel consumption achieved in practice. This will depend on traffic, road conditions and how the vehicle is driven.

# SPECIFICATIONS

## Model Availability

		G15 Pure	G15 Evolve	G15 GT
Hatch	1.5L I4 Petrol/6-speed Manual	●	—	—
	1.5L I4 Petrol/6-speed Auto	●	●	●
Sedan	1.5L I4 Petrol/6-speed Manual	●	—	—
	1.5L I4 Petrol/6-speed Auto	●	—	●

## Dimensions

### Hatch

		G15 Pure	G15 Evolve	G15 GT
Ground clearance laden (mm)		----- 143 -----		
Ground clearance unladen (mm)		----- 152 -----		
Overall length (mm)		----- 4,065 -----		
Overall width (mm)		----- 1,695 -----		
Overall height (excluding antenna) (mm)		----- 1,495 -----		
Track (mm):	Front	----- 1,495 -----		
	Rear	----- 1,485 -----		
Wheelbase (mm)		----- 2,570 -----		

### Sedan

		G15 Pure	G15 Evolve	G15 GT
Ground clearance laden (mm)		140	—	140
Ground clearance unladen (mm)		150	—	150
Overall length (mm)		4,340	—	4,340
Overall width (mm)		1,695	—	1,695
Overall height (mm)		1,470	—	1,470
Track (mm):	Front	1,495	—	1,495
	Rear	1,485	—	1,485
Wheelbase (mm)		2,570	—	2,570

● = Standard, — = Not available.

# SPECIFICATIONS

## Chassis and Powertrain Technologies

	G15 Pure	G15 Evolve	G15 GT
Automatic transmission drive selection	●	●	●
Automatic transmission kickdown switch	●	●	●
Electric power assist steering	●	●	●
Hill Launch Assist (HLA)	●	●	●
i-stop	●	●	●
Skyactiv-Body	●	●	●
Skyactiv-Chassis	●	●	●
Skyactiv-Vehicle Dynamics - G-Vectoring Control Plus (GVC-Plus)	●	●	●

## Chassis

	G15 Pure	G15 Evolve	G15 GT
Brake diameter (mm):	Front	258	
	Rear	200	
Brake type:	Front	Ventilated disc	
	Rear	Drum	
Steering type	Electric power assist steering		
Suspension:	Front	MacPherson strut	
	Rear	Torsion beam	
Turning circle kerb to kerb (m)	9.4	9.8	9.8
Tyre size	185/65 R15	185/60 R16	185/60 R16
Tyre index	88T	86H	86H
Wheel size	15 x 5.5 J	16 x 5.5 J	16 x 5.5 J
Wheel type	Alloy		
Tyre size (spare)	T125/70 D15		
Wheel size (spare)	15 x 4.0T		
Wheel type (spare)	Temporary (steel)		

● = Standard.



# SPECIFICATIONS

## Weights and Capacities

Hatch		G15 Pure	G15 Evolve	G15 GT
Cargo room volume VDA (litres)		----- 250 -----		
Kerb weight (kg):	Manual	1,050	—	—
	Auto	----- 1,070 -----		
Towing capacity <sup>†</sup> (kg):	Braked	----- 900 -----		
	Unbraked	----- 500 -----		
Tow-ball download maximum (kg)		----- 50 -----		

Sedan		G15 Pure	G15 Evolve	G15 GT
Cargo room volume VDA (litres)		440	—	440
Kerb weight (kg):	Manual	1,060	—	—
	Auto	1,090	—	1,090
Towing capacity <sup>†</sup> (kg):	Braked	----- N/A -----		
	Unbraked	----- N/A -----		
Tow-ball download maximum (kg)		----- N/A -----		

— = Not available.

<sup>†</sup> When fitted with a Mazda Genuine Towing kit. Subject to State and Territory regulations.

# SPECIFICATIONS

Exterior	G15 Pure	G15 Evolve	G15 GT
Daytime running lamps (LED)	—	●	●
Door handles (body coloured)	●	●	●
Exhaust extension (chrome)	—	●	●
Green-tinted windscreen, side and rear windows	●	●	●
Headlamps (LED)	●	●	●
Headlamps with auto on/off function	—	●	●
Exterior mirrors with power adjustment	●	●	●
Exterior mirrors with power folding function	●	—	—
Exterior mirrors with auto folding function	—	●	●
Power windows	●	●	●
Shark fin antenna	—	●*	●*
Window demister (rear)	●	●	●
Wipers (front) 2-speed with rain-sensing function	—	●	●
Wipers (front) 2-speed with variable intermittent function	●	—	—
Wiper (rear) with intermittent function	●*	●*	●*

● = Standard, ●\* = Standard (Hatch only), — = Not available.

# SPECIFICATIONS

## Seats

### Hatch

		G15 Pure	G15 Evolve	G15 GT
Seat trim:	Brown/black cloth	●	—	—
	Navy blue/black cloth	—	●	—
	Blue grey leather# with grey Grand Luxe®^ synthetic suede	—	—	●
Front seats with:	Adjustable head restraints	●	●	●
	Height adjustment (driver)	●	●	●
	Rake and slide adjustment	●	●	●
	Seat back pocket (passenger)	●	●	●
Rear seats with:	60/40 split fold backrest	●	●	●
	Adjustable head restraints	●	●	●

### Sedan

		G15 Pure	G15 Evolve	G15 GT
Seat trim:	Brown/black cloth	●	—	—
	Blue grey leather# with grey Grand Luxe®^ synthetic suede	—	—	●
Front seats with:	Adjustable head restraints	●	—	●
	Height adjustment (driver)	●	—	●
	Rake and slide adjustment	●	—	●
	Seat back pocket (passenger)	●	—	●
Rear seats with:	60/40 split fold backrest	●	—	●
	Adjustable head restraints	●	—	●

● = Standard, — = Not available.

# Leather interior includes some Maztex material on selected high-impact surfaces.

^Grand Luxe® is a registered trademark of Seiren Co., Ltd.

# SPECIFICATIONS

Interior	G15 Pure	G15 Evolve	G15 GT
Active Driving Display	—	●	●
Air-conditioning	●	—	—
Air-conditioning (climate control)	—	●	●
Ambient temperature display	●	●	●
Critical function warning lights/chimes	●	●	●
Cruise control	●	●	●
Cupholders	●	●	●
Door bottle holders (front)	●	●	●
Glove box	●	●	●
Instrument panel light dimmer	●	●	●
Interior illumination: Cargo room lamp	●	●	●
Entry system with delayed fade	●	●	●
Map reading spot lamps	●	●	●
Interior release for fuel filler door	●	●	●
Leather-wrapped: Gear shift knob	●	●	●
Handbrake handle	●	●	●
Steering wheel	●	●	●
Mazda Radar Cruise Control (MRCC)	—	—	●
One touch (up and down) power window (driver)	●	●	●
Rear view mirror with auto dimming function	—	●	●
Tachometer and electronic odometer/tripmeter	●	●	●
Tilt and telescopic adjustable steering wheel	●	●	●
Trip computer	●	●	●
Vanity mirrors (front)	●	●	●

● = Standard, — = Not available.

# SPECIFICATIONS

Infotainment	G15 Pure	G15 Evolve	G15 GT
7-inch full colour touch screen display (MZD Connect)	●	●	●
AM/FM tuner	●	●	●
Apple CarPlay®§ and Android® Auto§	●	●	●
Bluetooth® hands-free phone and audio capability§	●	●	●
DAB+ digital radio	●	●	●
Multi-function commander control	●	●	●
Radio Data System (RDS) program information	●	●	●
Satellite navigation	—	●	●
Speakers (6)	●	●	●
Steering wheel-mounted audio controls	●	●	●
USB-audio input port (iPod compatible)	●	●	●

● = Standard, — = Not available.

§ Please check the compatibility of your device (particularly your mobile phone) with the specific Mazda vehicle you intend to purchase as not all devices operate correctly. Visit [www.mazda.com.au/Bluetooth](http://www.mazda.com.au/Bluetooth) or consult your Mazda Dealer for further information.

# SPECIFICATIONS

## Safety and Security

	G15 Pure	G15 Evolve	G15 GT
360° View Monitor	—	—	●
Advanced keyless entry	—	—	●
Advanced keyless push-button engine start	●	●	●
Airbags SRS: Front (driver and passenger)	●	●	●
Side (front)	●	●	●
Curtain (front and rear)	●	●	●
Anti-lock Braking System (ABS) <sup>†</sup>	●	●	●
Blind Spot Monitoring (BSM) <sup>†</sup>	●	●	●
Childproof rear door locks	●	●	●
Dynamic Stability Control (DSC) <sup>†</sup>	●	●	●
Electronic Brake-force Distribution (EBD) <sup>†</sup>	●	●	●
Emergency Brake Assist (EBA) <sup>†</sup>	●	●	●
Emergency Stop Signal (ESS) <sup>†</sup>	●	●	●
Engine immobiliser	●	●	●
High mount stop lamp	●	●	●
Hill Launch Assist (HLA) <sup>†</sup>	●	●	●
ISOFIX child restraint anchor points and top tethers	●	●	●
Lane Departure Warning (LDW) <sup>†</sup>	●	●	●
Lane keep Assist System (LAS) <sup>†</sup>	●	●	●
Left-hand-side convex (wide angle) exterior mirror	●	●	●
Parking sensors (front) <sup>†</sup>	—	—	●
Parking sensors (rear) <sup>†</sup>	●	●	●
Rear Cross Traffic Alert (RCTA) <sup>†</sup>	●	●	●

● = Standard, — = Not available.

<sup>†</sup> i-Activsense, other safety technologies and driver-assistance features do not replace the driver's judgement, and should not be used in place of skilled and safe driving practices. It is the driver's sole responsibility to monitor vehicle surroundings and conditions and comply with all applicable laws at all times.

# SPECIFICATIONS

## Safety and Security

	G15 Pure	G15 Evolve	G15 GT
Remote central locking (2 transmitters)	●	●	●
Reverse camera†	●	●	●
Seat-belt warning (front and rear)	●	●	●
Seat-belts 3-point lap-sash (all seats)	●	●	●
Seat-belts (front) with pretensioners, load-limiters and height adjustable shoulder anchorages	●	●	●
Side impact door beams	●	●	●
Smart City Brake Support – Forward/Reverse (SCBS-F/R)†	●	●	●
Traction Control System (TCS)†	●	●	●
Traffic Sign Recognition (TSR)†	—	●	●
‘Triple H’ safety construction with front and rear crumple zones	●	●	●
Whiplash-minimising front seats	●	●	●

● = Standard, — = Not available.

† i-Activsense, other safety technologies and driver-assistance features do not replace the driver’s judgement, and should not be used in place of skilled and safe driving practices. It is the driver’s sole responsibility to monitor vehicle surroundings and conditions and comply with all applicable laws at all times.

**5** UNLIMITED  
YEAR KILOMETRE  
WARRANTY

## REST ASSURED — YOUR WARRANTY

The quality built into Mazda2 is backed up by a 5 year, unlimited kilometre factory warranty and 6 year panel protection warranty.

**5** PREMIUM  
YEAR ROADSIDE  
ASSISTANCE

## HELP IS AT HAND — MAZDA ROADSIDE ASSISTANCE

Mazda Premium Roadside Assistance is now included with the purchase of all new Mazda vehicles. Whether it's a flat battery, locked-in keys, accident support and flat or damaged tyres, we've got you covered, day or night, city or country. With Mazda Premium Roadside Assistance, help is always there when you need it. (Terms and conditions apply.)

 **MAZDA**  
SERVICE SELECT

## MAINTAIN THAT ZOOM-ZOOM

Your Mazda2 deserves the best in care. Servicing with Mazda Service Select gives your car the advantage of factory trained Service Technicians and advanced computer diagnostic systems. As well as maintaining your Mazda in A1 condition, you'll also be protecting your vehicle's outstanding resale value.



\* New 5 year unlimited kilometre warranty available on all brand new vehicles purchased from 1 August 2018.  
For full terms and conditions please visit <https://www.mazda.com.au/owners/warranty/>





For further information, visit [mazda.com.au](http://mazda.com.au)  
or Freecall 1800 034 411

All care is taken to ensure the accuracy of this brochure and availability of vehicles and features at the time of publication, however, to the extent permitted bylaw, Mazda Australia Pty Ltd will not be liable for any loss suffered or incurred by a purchaser or prospective purchaser if the content is inaccurate or not up to date, or if it withdraws any vehicles or features referred to in the brochure from the market. Specifications, features and model availability may vary from state to state and may change without notice. Please refer to [mazda.com.au](http://mazda.com.au) or consult your Mazda Dealer prior to placing an order to ascertain current information on model availability, specifications, options, features and prices. Mazda Australia Pty Ltd ABN 78 004 690 804. 211A Wellington Road, Mulgrave, Victoria 3170. iPod is a trademark of Apple Inc., registered in the US and other countries. Published December 2019. MAZ14228