

IGNIS



FOR FUN



FOR EVER



Pure White
(Blue Interior Accents)



Burning Red*
(Silver Interior Accents)



Mineral Grey*
(Blue Interior Accents)



Super Black*
(Blue Interior Accents)



Khaki Pearl*
(Silver Interior Accents)



Ivory Pearl*
(Silver Interior Accents)

*Additional cost for premium/metallic paint and two-tone premium/metallic paint.

FUN AND



FUNCTIONAL

DRIVING PERFORMANCE


With its responsive engine and hill hold and descent control, the Ignis puts the excitement back into driving. The Ignis balances responsive performance with an outstanding fuel efficiency of just 4.9L/100km.*

A next-generation, stronger-but-lighter chassis provides a stable framework while reducing drag. While a more rigid, yet lighter suspension smooths out shocks and enables more responsive and controlled handling.



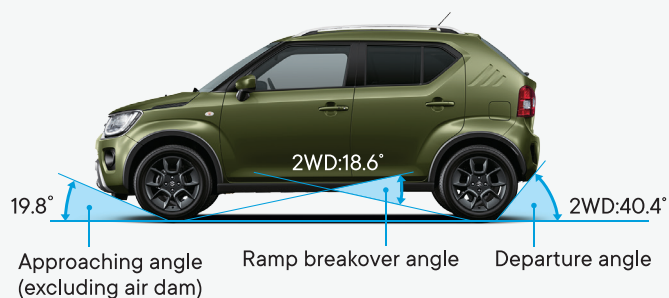
LIGHTWEIGHT AND RIGID HEARTECT PLATFORM

The smoothly curving frame provides excellent fundamental vehicle performance and increases underbody stiffness. This enhances collision safety by efficiently dispersing energy. Despite the vehicle's compact SUV design, this platform enables optimal placement of components for a comfortably wide cabin and ample cargo space.



MANOEUVRABILITY AND HIGH TRAVELLING PERFORMANCE

With a minimum turning radius of 4.7m, the Ignis is easy to manoeuvre on narrow roads and parking lots. Large-diameter tyres and high ground clearance also provide peace of mind when driving over uneven or bumpy roads.



1.2L DUALJET ENGINE

The 1.2 litre petrol engine offers the best of two worlds—high output and good fuel economy. Despite the engine's small displacement, its heightened compression ratio results in better thermal efficiency for powerful driving. Knocking, which can result from high compression, is suppressed by the engine's augmented cooling performance. For good fuel economy without sacrificing output and torque, fuel combustion has been enhanced, friction has been reduced and the engine has been designed to be light and compact.



HIGH GROUND CLEARANCE

High 180mm ground clearance gives the Ignis an authentic SUV look, despite its small size.



SUSPENSION

The lightweight, rigidly mounted suspension effectively absorbs road bumps for a smooth, comfortable ride. It also contributes to light steering that feels stable and direct for responsive handling.



COMPACT



YET SPACIOUS



INTERIOR AMENITIES

Flexible, functional, useful. There's more to the Ignis than you think. With storage areas to keep items organised and close to hand, as well as cup and bottle holders, you'll always have what you need.



LUGGAGE AREA

Don't be fooled by its ultra compact size—the Ignis has plenty of flexible luggage space, making it perfect for a weekend away. The rear seats fold in a 50:50 split (GLX) or 60:40 split (GL), giving you plenty of storage options. When both rear seats are folded, the luggage area has 505L* of space.

*Measured using the German Association of the Automotive Industry (VDA) method. Items are loosely placed in the rear storage area for illustrative purposes only and should be properly secured while driving.

Higher eye point



SEAT HEIGHTS DESIGNED FOR COMFORT

An elevated seating position makes it easier to get in and out and also creates a higher eye point for better visibility.




AUDIO CONTROL SWITCHES

User-friendly switches on the steering wheel allow control of audio volume, audio modes such as radio and Bluetooth® and the hands-free phone function.



7-INCH TOUCHSCREEN DISPLAY

The intuitive centrally-located 7-inch touchscreen integrates radio, reversing camera and hands-free phone with support for Apple CarPlay® and Android Auto™.



METER CLUSTER

An information display in the meter cluster shows things like fuel economy, outside temperature, time of day, fuel consumption and driving range. Switches on the steering wheel and beside the meter cluster let you choose what information is displayed.



COLOUR VARIATIONS

The bold contrast of black and white on the instrument panel is simple in composition but leaves a bold impression. Gun metal grey and blue accents on the centre console and door grips add a sophisticated feel to the interior atmosphere.



UNIQUE EXTERIOR

The exterior of Ignis reflects Suzuki's design legacy with a contemporary edge. The distinctive headlights and unique front grille give Ignis a bold look that makes a lasting impression.

SAFETY



FEATURES



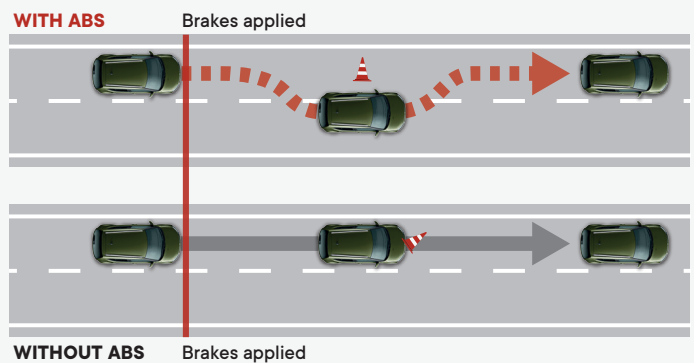
SAFETY SUPPORT SYSTEM

Ignis breaks the mould with its retro styling, but its safety features are very much in the here and now. Ignis is equipped with advanced braking systems, Electronic Stability Control, six airbags, a reversing camera and more.



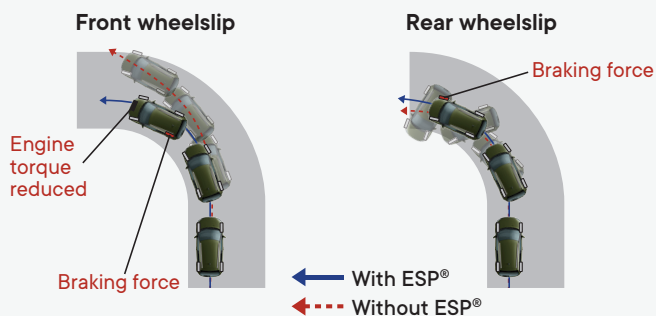
GREAT STOPPING POWER

While Ignis loves fun, it knows when to stop. Ignis is kitted out with a solid line-up of braking technology, including Anti-Lock Braking (ABS), Electronic Brakeforce Distribution (EBD) and Brake Assist (BA), to help you stay in control.



STABILITY & TRACTION CONTROL

Stability control and traction control work to manage wheel spin and keep you on course when conditions get slick.



SIX AIRBAGS

Ignis is equipped with dual front, side and curtain airbags to protect you and your passengers in a collision.



REVERSING CAMERA

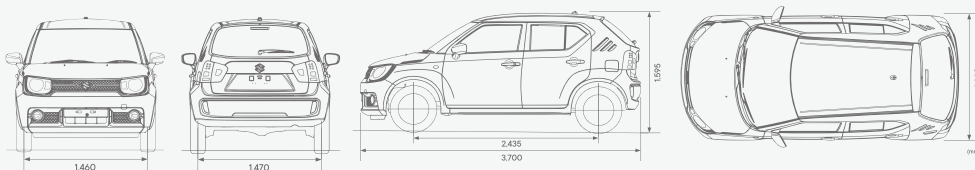
While Ignis' compact size helps you get into all sorts of interesting situations, its reversing camera helps you get out of them. Safely.

SPECIFICATIONS

MODEL		IGNIS GL		IGNIS CLX	
POWERTRAIN					
Engine		1.2L Dualjet			
Number of cylinders		4			
Number of valves		16			
Piston displacement (cm³)		1,242			
Bore x stroke (mm)		73.0 x 74.2			
Compression ratio		12.5			
Maximum output (kW/rpm)		66/6,000			
Maximum torque (Nm/rpm)		120/4,400			
Fuel distribution		Multipoint injection			
Fuel Tank Capacity (L)		32			
DIMENSIONS					
Overall length (mm)		3,700			
Overall width (mm)		1,660			
Overall height (mm)		1,595			
Wheelbase (mm)		2,435			
Tread (mm)	Front	1,460 (175/65R15)	1,460(175/60R16)		
	Rear	1,470 (175/65R15)	1,470 (175/60R16)		
Minimum turning radius (m)		4.7			
Minimum ground clearance (mm)		180			
Seating capacity (persons)		5		4	
Luggage capacity (L)	Max. volume	1,101		1,104	
	Rear seatback folded	505		516	
	Rear seatback raised	271		264	
Kerb weight (kg)		820	865	865	
Gross vehicle weight (kg)		1,330			
TRANSMISSION					
Type		CVT			
Gear ratio	Reverse	4.006 ~ 0.550 (LOW: 4.006 ~ 1.001, HIGH: 2.200 ~ 0.550)			
		3.771			
Final gear ratio		3.757			
FUEL CONSUMPTION*					
Fuel consumption (L/100km) AT		4.9			
CO2 emissions (G/km) AT		114			
CHASSIS					
Steering		Rack & pinion			
Brakes	Front	Ventilated disc			
	Rear	Drum, leading & trailing			
Suspension	Front	MacPherson strut with coil spring			
	Rear	Torsion beam with coil spring			
WHEELS					
Tyres (width/profile)		175/65		175/60	
Wheel size		15"		16"	
Wheel type		Steel		Alloy	
Spare		Space saver			
EXTERIOR					
Front grille		Black with chrome accent			
Outside door handles		Body-coloured	Std	Std	
Black-coloured A and B pillars			Std	Std	
Tailgate opener		Handle-operated	Std	Std	
Roof rails			Std	Std	
VISIBILITY					
Headlamps			Halogen	LED projector	
Guide-Me light function			—	Std	
Headlamp leveling device		Automatic	—	Std	
Automatic lamps			—	Std	
Fog lamps		Front	Std	Std	
Daytime Running Lamps			—	LED	
Privacy glass			—	Std	
Wipers	Front: 2 speeds (low, high) + intermittent + washer		Std	Std	
	Rear: 1 speed + intermittent + washer		Std	Std	
Outside door mirrors	Body coloured		Std	Std	
	Electrically adjustable		Std	Std	

MODEL	IGNIS GL	IGNIS CLX
STEERING AND INSTRUMENT PANEL		
3-spoke steering wheel	Leather-covered	Std Std
	With audio controls	Std Std
	With cruise control	Std Std
	With speed limiter control	Std Std
	With hands-free phone control	Std Std
Information display	Tilt-adjust	Std Std
	Digital clock	Std Std
	Outside temperature	Std Std
	Fuel consumption	Std Std
	Driving range	Std Std
	Average speed	Std Std
Meter illumination	Gear position indicator (CVT)	Std (CVT) Std
		Std Std
Centre & side louvre bezels	Silver	Std Std
DRIVING AMENITIES		
Power windows	Front	Std Std
	Rear	Std Std
Remote-control door locks	With hazard lamp answer-back function	Std Std
Keyless push start system	—	Std
Air conditioner	Manual	Std —
	Automatic	— Std
Audio	Speakers x 4	Speakers x 4, Tweeters x 2
MP3/WMA + Bluetooth		Std Std
Apple CarPlay® & Android Auto™		Std Std
Cruise control		Std Std
Speed limiter		Std Std
INTERIOR		
Cabin lights	Central cabin light (3 position)	Std Std
Cup holders	Front x 2	Std Std
	Rear x 1	Std Std
Bottle holders	Front x 2	Std Std
	Rear x 2	Std Std
Centre-lower box		Std Std
USB port	Instrument panel	Std Std
12V accessory socket	Instrument panel	Std Std
SEATS		
Front seats	Seat height adjuster (driver's side)	Std Std
	Seatback pocket (passenger's side)	— Std
Rear seats	60:40-split single-fold	Std —
	50:50-split single-fold	— Std
	Slide and reclining function	— Std
	Head restraint x 2	— Std
	Head restraint x 3 (separate type)	Std —
Seat upholstery material	Fabric	Fabric
LUGGAGE		
Luggage area cover		Std Std
SAFETY, SECURITY AND ENVIRONMENTAL COMPATIBILITY		
ABS with EBD function		Std Std
ESC		Std Std
Hill hold control (CVT)		Std (CVT) Std
Brake assist function		Std Std
SRS front dual airbags		Std Std
SRS side airbags	Front	Std Std
SRS curtain airbags		Std Std
Pedal release system	Brake and clutch	Std Std
Seat belts	Front: 3-point ELR seat belts with pretensioners/force limiters	Std Std
	Rear: 3-point ELR seat belts x 2	— Std
ISOFIX child seat anchorages	x 2	Std Std
Child seat tether anchorages	x 2	— Std
Reversing Camera	x 3	Std —
		Std Std

DIMENSIONS



BUILD AND PRICE



YOUR
SUZUKI

*NEDC Fuel Consumption figures may not mimic real-life driving conditions and should be considered for comparison against other vehicles only. *Additional premium/metallic paint charge. All care is taken to ensure the accuracy of this brochure at the time of publication approval. Specifications, features, prices and model availability may vary from state to state and may change without notice. Always consult your authorised Suzuki Dealer or refer to suzuki.com.au for the latest details on all models.

GET THE MOST OUT OF YOUR SUZUKI

At Suzuki we make it easy to own and enjoy your new car every day

WARRANTY



Enjoy peace of mind with 5 year /
unlimited kilometre warranty*

SERVICE



Suzuki Genuine Service program
offers competitive pricing for your
vehicle over 5 years or 100,000km.
Service intervals every 12 months
or 15,000 kilometres.~

ROADSIDE ASSISTANCE



5 years Roadside Assistance~
= 5 years of confidence.

SUZUKI PREMIER MOTOR INSURANCE



Comprehensive cover for your Suzuki
vehicle, using Suzuki Genuine Parts
and your choice of repairer.~

SUZUKISECURE



SuzukiSecure* puts you in control
when buying your new Suzuki, so
you're set up for the future you want.

HEY SUZI



Book your service any time, instantly
with Suzuki's 24/7 AI assistant.



*Kilometre limits for commercial vehicles. ~Further terms apply; visit [suzuki.com.au](https://www.suzuki.com.au) ~All new Suzuki vehicles include up to 5 years of Roadside Assistance. The Roadside Assistance program will re-new annually for a period up to 5 years conditional to customers returning to their Suzuki dealer for scheduled servicing and following the terms and conditions of Suzuki's Genuine Service Program for their vehicle. Further details of the program can be found here: <https://www.suzuki.com.au/owners/servicing> Further details of the Roadside Assistance program can be found here: <https://www.suzuki.com.au/owners/roadside> ~Suzuki Premier Motor Insurance is issued by Allianz Australia Insurance Limited ABN 15 000 122 850. Policy terms, conditions, limits and exclusions apply. Before making a decision please consider the Product Disclosure Statement (PDS). The PDS and Target Market Determination are available by calling us on 1300 132 107. ~Approved applicants only. T&Cs apply. Suzuki Financial Services is a division of Australian Alliance Automotive Finance Pty Limited ABN 63 002 407 703. Australian Credit Licence 513747. All care is taken to ensure the accuracy of this brochure at the time of publication approval. Specifications, features, prices and model availability may vary from state to state and may change without notice. Always consult your authorised Suzuki Dealer or refer to [suzuki.com.au](https://www.suzuki.com.au) for the latest details on all models. SUZUKI will not be held liable for any loss as a result of reliance on the content of this brochure, whether in negligence or otherwise. Vehicles are shown for illustrative purposes only and may not depict exact Australian specifications.

Published February 2025. SUZ687v1.0