

Ranger

2024.50MY



Ford

Bigger, tougher, smarter



Say hello to the best Ranger ever built.
Designed and engineered by Ford Australia – but made for over 180 countries –
this is the perfect partner for work, family and play. Live your Ranger life your way.



The Ford Ranger has undergone unrelenting global testing from sub-zero to +50° celsius temperatures to ensure it's robust, rugged and capable. Its high-strength steel frame and steel body ensure the Ranger's Built Ford Tough reputation for quality, durability and strength.

Vehicle undercarriage should be cleaned with fresh water after driving on sand.

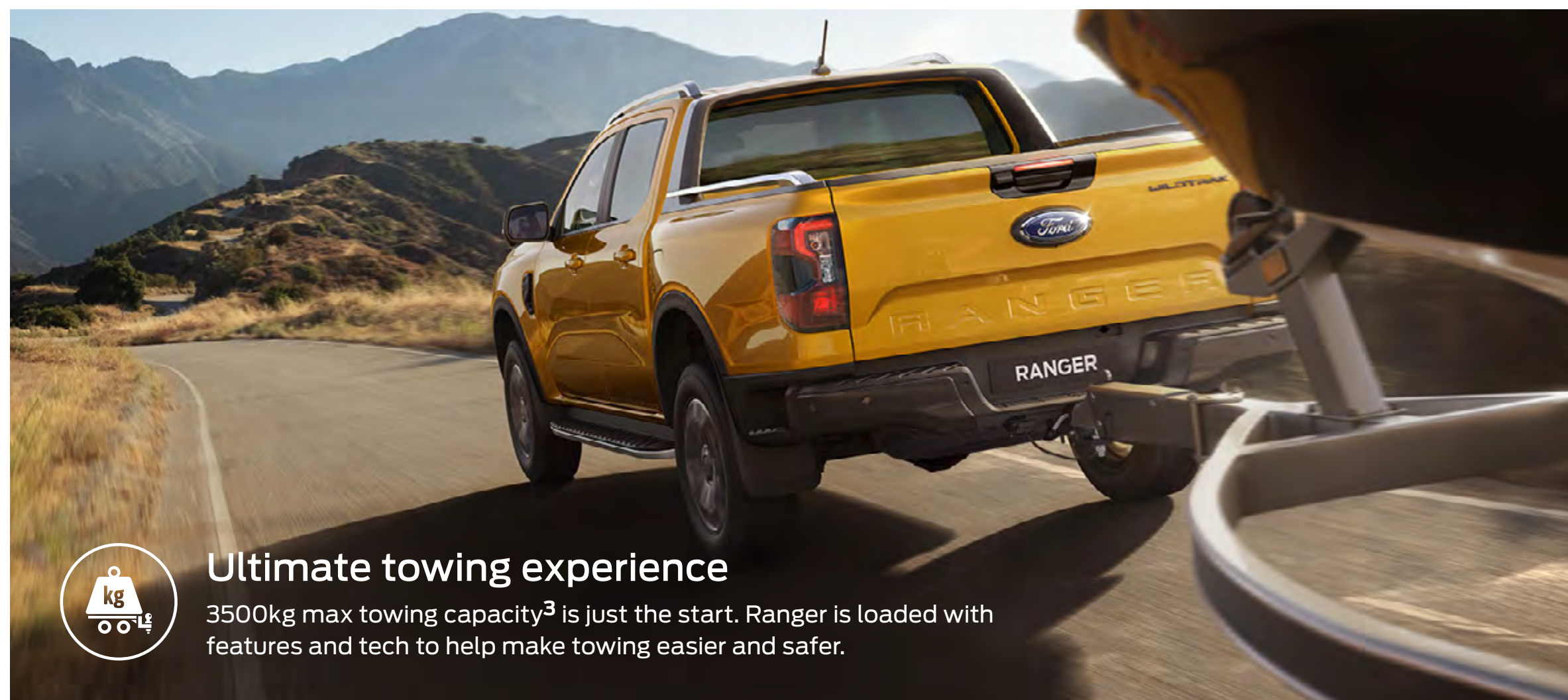


V6 3.0L diesel power

A powerful premium 3.0-litre V6 Turbo Diesel engine¹ headlines a range of diesel powertrains.

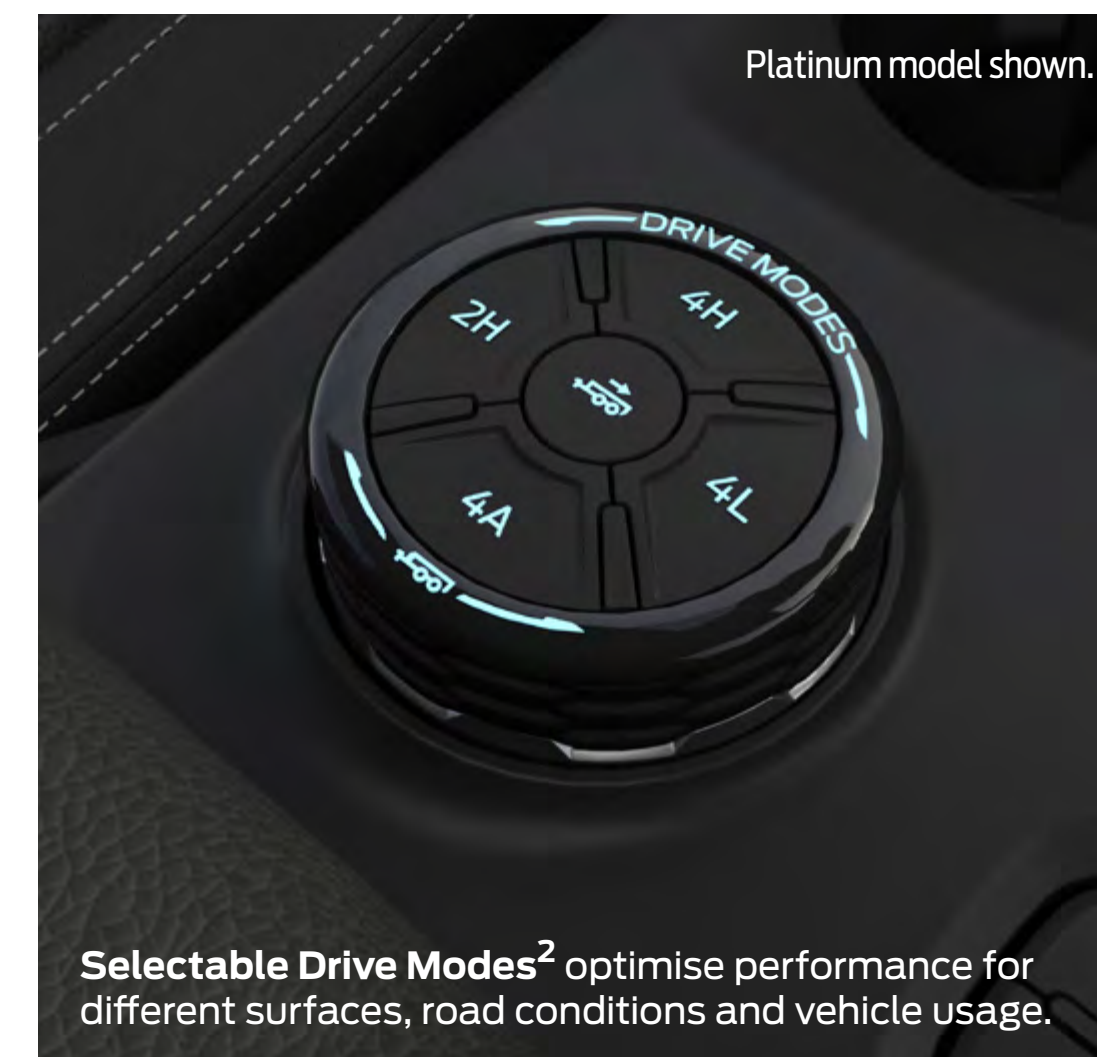
Power & capability

A range of diesel powertrains and automatic transmissions together with selectable drive modes² make the Ford Ranger ready to tackle almost anything.



Ultimate towing experience

3500kg max towing capacity³ is just the start. Ranger is loaded with features and tech to help make towing easier and safer.



Platinum model shown.

Selectable Drive Modes² optimise performance for different surfaces, road conditions and vehicle usage.

Our most versatile Ranger ever

Ranger helps you make light work of any job, with integrated rear box step⁴, Cargo Management System, a wider load box that fits 'Euro' pallets (1,200mm x 800mm) and tailgate work bench.



Rear box step

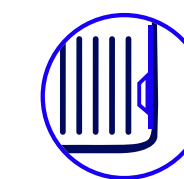
A tough integrated step⁴ makes accessing the cargo area easier and safer than ever before.

Better ways to work



Clamp pockets⁵

On pick-up models, two clamp pockets on the end of the tailgate allow you to clamp timber or tools to the tailgate work bench. They're concealed by spring-loaded capping when not in use.



Cargo management system⁶

On selected models, tie down cleats can be configured to your specific needs, with an adjustable internal load rail on each side of the bed. Cleats slide and lock into 9 locations and are load rated to 250kg.



Fits a pallet

Ford Ranger has a wide track providing more room between the wheel arches. You can load a standard sized 'Euro' pallet (1,200mm x 800mm) in the bed.



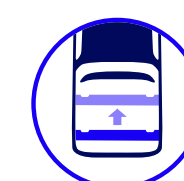
Improved bedliner

The ribs on the floor of the moulded bedliner⁷ are wider, offering more surface area to better grip cargo, and a more comfortable surface to kneel on.



Zone lighting⁸

On selected models, a network of lights including headlamps, external mirror puddle lamps and rear box lamps work together to illuminate the perimeter of the vehicle so you can work or play into the night.



Flexible rack system⁹

On selected models, the flexible rack system with the sliding load rack easily slides and locks into five positions along the tub, and in conjunction with the folding roof racks, makes carrying long items easy.

Flexible rack system



Driver Assistance



Active Park Assist 2.0¹⁰

On selected models, Active Park Assist 2.0 helps reduce the stress of parking by taking over the steering, shifting, braking and acceleration to navigate parallel or perpendicular parking spaces with ease. The system also includes Park Out Assist, which provides assistance when exiting a parallel parking spot.



Blind Spot Monitoring with Cross Traffic Alert¹¹ & Trailer Coverage¹²

Available on pick-up models, this feature helps you change lanes, alerts you when a vehicle enters the blind spot zone and will even resist the lane change if the driver misses the warning. Cross-Traffic Alert warns of traffic approaching from the sides when the vehicle is in reverse.




Intelligent Adaptive Cruise Control with Stop & Go, Traffic Sign Recognition and Lane Centring¹³

On selected models, this feature allows you to maintain a preset speed and distance from the vehicle ahead, with Traffic Sign Recognition automatically adjusting to the posted speed limit. If traffic slows in front of you, the vehicle will automatically slow down and come to a stop and then return to your set cruising speed once traffic clears. Plus, Lane Centring helps keep your vehicle centered in the lane.



360-Degree Camera¹⁴

On selected models, offers a bird's-eye top-down view around your vehicle, making it easier than ever to navigate tight spaces and crowded parking lots.



5 Star Safety Rating

Ranger includes a network of safety features and smart driver assistance technology, working together to protect you. Drive with confidence knowing that the Ford Ranger¹⁵ has achieved the maximum ANCAP safety rating of 5-stars.

Effortless interactivity

The Ford Ranger lets you experience a whole world of connectivity,

with wireless charging,¹⁶ wireless connection and the interactive SYNC® 4A¹⁷ infotainment system.

SYNC® 4A¹⁷

An interactive in-vehicle communication and entertainment system with a host of features, made easier by the system showing your last 5 actions, wireless smartphone integration, and a 10.1-inch or 12-inch touchscreen.

Wireless Charging Pad¹⁶

On selected models, avoid the hassle of having to plug in your phone: simply place it on the Ranger's wireless charging pad and you're good to go.



Wireless Connection

Connect to Apple CarPlay™¹⁸ and Android Auto™¹⁸ without a cable in sight. This cordless connection makes life easy and uncluttered.

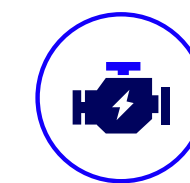
Ranger connects with you

Every Ranger comes fitted with an embedded modem known as FordPass²⁰ Connect.

Once activated, using the FordPass App on your smartphone you can locate your vehicle, lock and unlock the doors, and even start the engine remotely.



Remote start to heat or cool cabin to last known setting



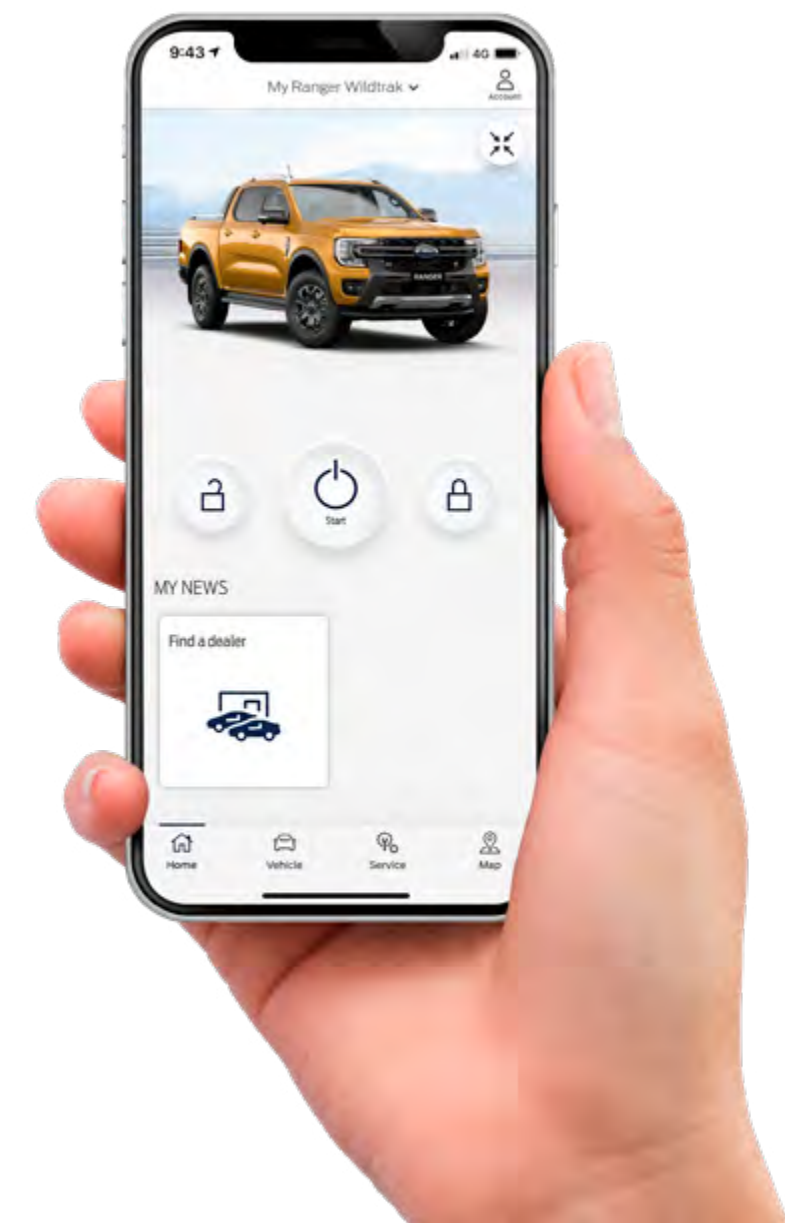
Receive Health Alerts or check Vehicle Status



Check your fuel level remotely

Reverse your trailer like a pro

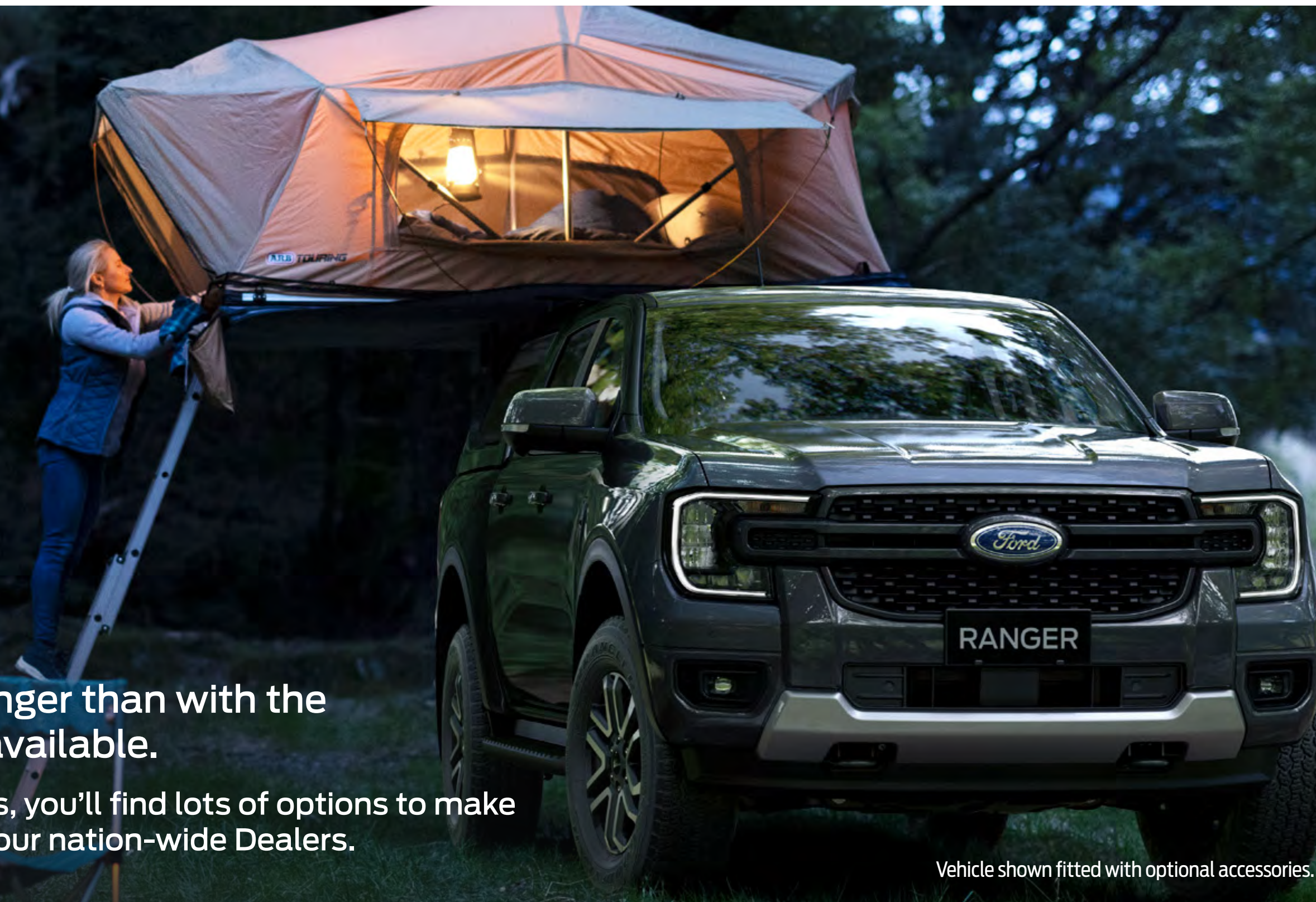
On selected models, Pro Trailer Backup Assist™¹⁹ makes reversing with a trailer as easy as turning a dial. After entering a few measurements into the system, the camera then tracks the trailer position. Simply rotate the dial in the direction you want the trailer to go and the system controls the steering wheel.



Personalise your Ranger

There's no better way to personalise your Ranger than with the wide range of Ford options and accessories available.

From fridges and driving lights, to canopies and bull bars, you'll find lots of options to make your Ford uniquely your own via the factory or at one of our nation-wide Dealers.



Vehicle shown fitted with optional accessories.



Genuine Quality

Every Ford Genuine and Ford Licensed Accessory has undergone a rigorous evaluation process by Ford engineers to ensure it's fully compatible with your vehicle for optimal integration and performance.



Five Year Warranty

Enjoy complete peace of mind with all Ford Genuine and Ford Licensed Accessories, backed by a full Ford Warranty of up to 5 Years and unlimited kilometres.²¹



Australia Wide

Our vast national network of Ford Dealers means there's a fitment centre conveniently located near you. Always up-to-date with thorough knowledge of the newest products and latest technical information, your local Ford Dealership is the perfect place for all your accessory needs.

Ford Factory Fitted

You can also choose from our range of Ford Factory Fitted options, conveniently fitted to selected Ranger models in the factory. These genuine parts include the Flexible Rack System, roller shutters, canopies, wheels and tyres plus more – with the range continuing to expand over time.



Vehicle shown fitted with optional accessories.



4X4 ACCESSORIES

Ford has joined forces with ARB to create an exciting range of 4x4 accessories designed for the Ford Ranger. You can choose from a large selection of ARB Ford Licensed Accessories at your local participating Ford Dealer, backed by Ford's 5 year unlimited kilometre warranty²² when fitted to your new Ranger prior to delivery.

Ranger ownership experience



We're constantly introducing new tools and services, designed to adapt to your needs throughout the life of your vehicle.



Got questions? Speak with our Ranger Experts. Get personalised expert advice to learn about the advanced features of the Ford Ranger, or even buying advice on what model best suits your lifestyle. Our Experts can be accessed via ford.com.au/showroom/ford-expert/. If available you can speak to them live or make a booking for a future appointment, all at a time convenient to you.



The Discover Your Ford learning hub is available to help you with everything from connecting FordPass to making the most of Drive Modes. For more information, visit ford.com.au/support/discover-your-ford

Ford Insure²³

Ford Genuine Parts maintain the integrity of your car by ensuring it performs the way it's meant to.

It's the same with Ford Insure. Because it's made specifically for your Ford, it offers these key features to restore your car to how it was before the accident:



3 Year New for Old Replacement²⁴

If your vehicle is accidentally damaged beyond economic repair and less than 3 years old, you could be eligible to replace it with a new one



New Genuine Parts²⁵

Look after the integrity of your vehicle, by using only New Genuine Parts, when possible



Choice of Repairer²⁶

Provides you flexibility with your choice of repairer, when possible



Flexible Payment Options²⁷

Offers you both annual or monthly payments

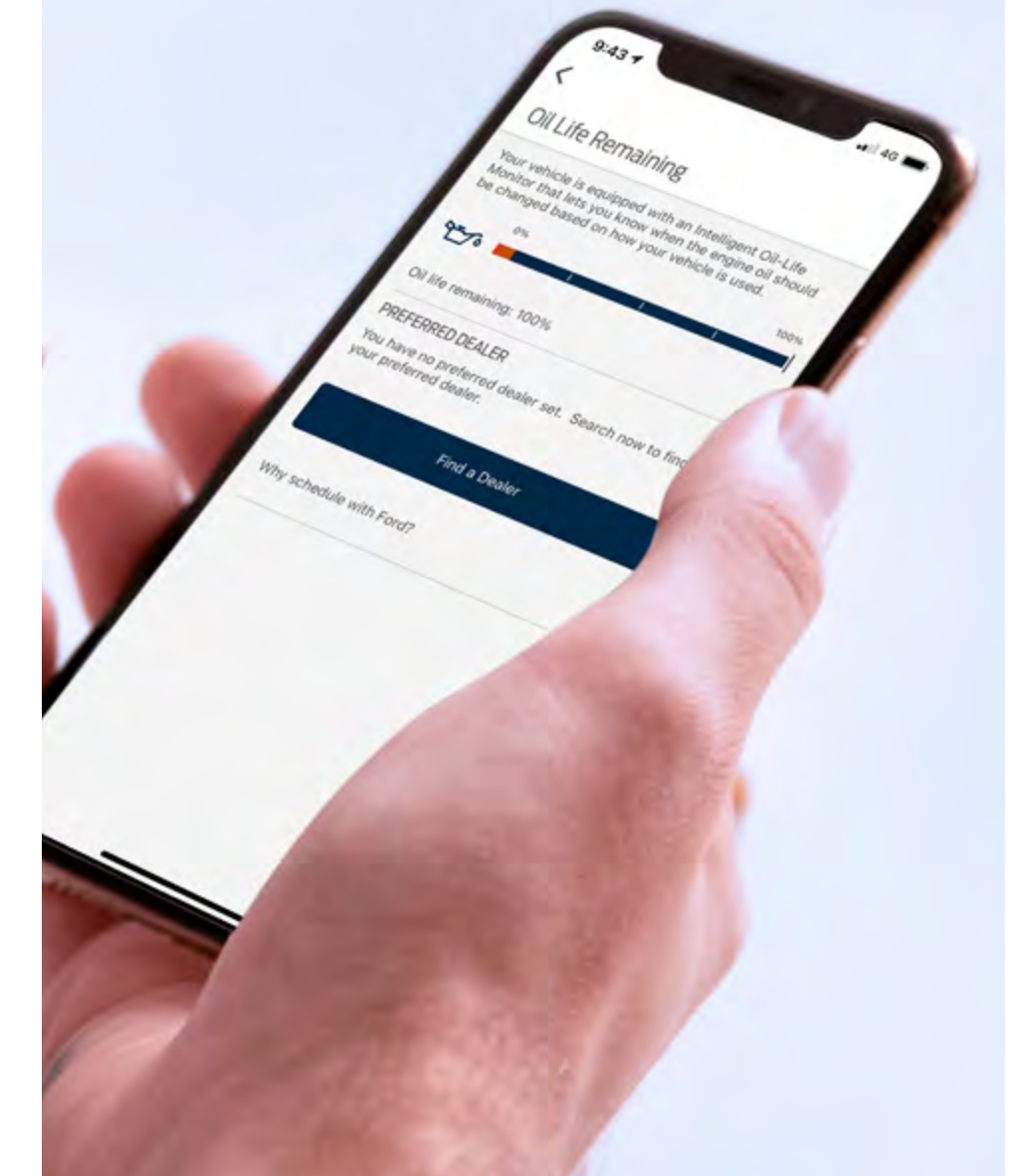


For more information, visit ford.com.au/owners/insurance

Service made easy



Intelligent Oil Life Monitoring System (IOLM)



When you service at a Ford Dealer with our factory trained technicians, your peace of mind is our top priority.

Ford Dealers use Genuine Ford Parts made for your vehicle (where possible) and provide you with a vehicle health report, so you know your vehicle is being maintained the way it should.

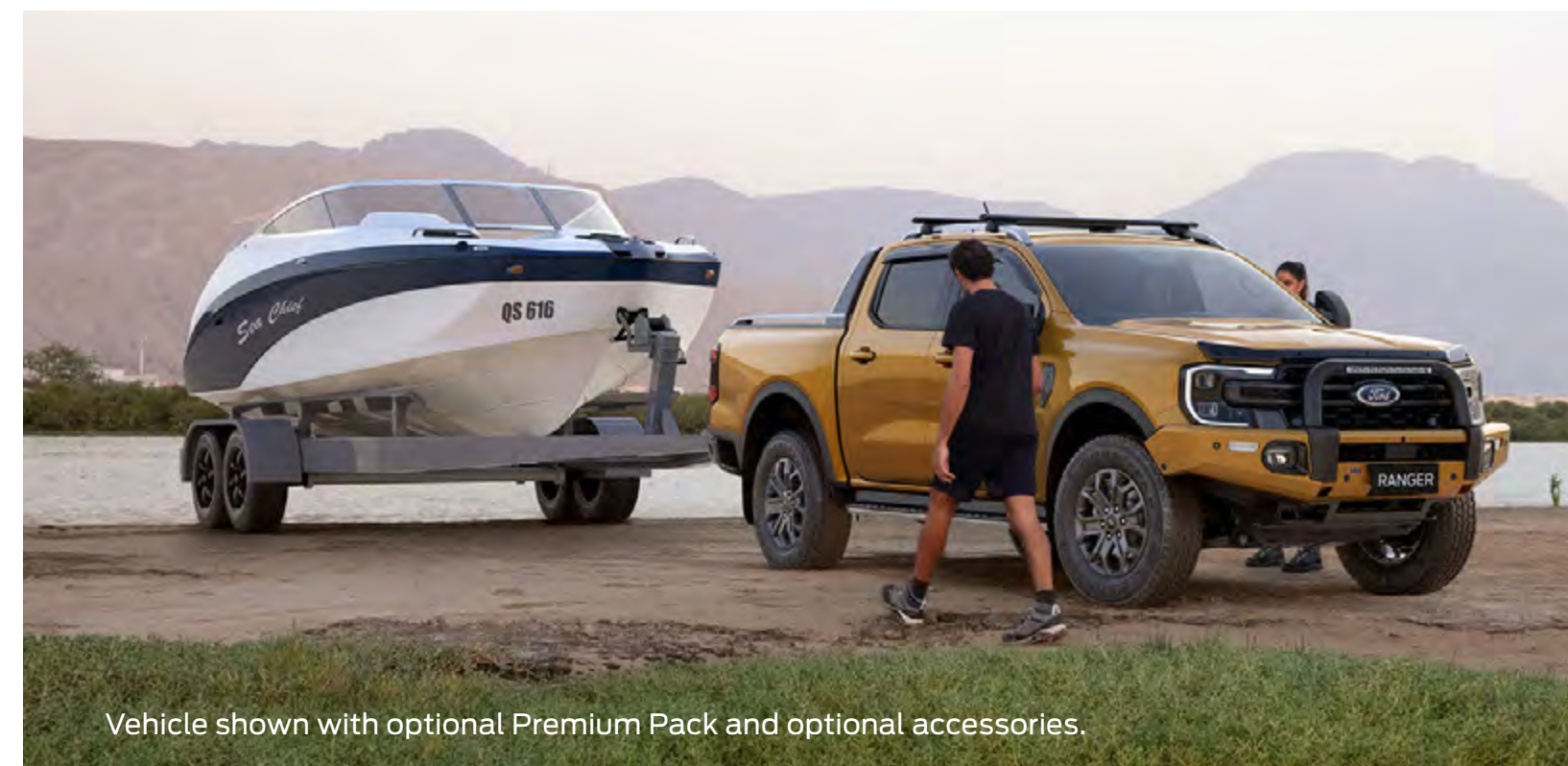
Service Loan Car²⁸

So you can stay on the road when you're getting your car serviced, you can take advantage of the Ford Service Loan Car program.

Roadside Assistance²⁹

Enjoy Ford National Roadside Assistance with your Ranger purchase until your vehicle reaches 7 years of age, available each time a General Service is completed by a participating Ford Dealer. Retail Customers also receive Auto Club Lifestyle Membership.

Discover the full range of Ford service benefits by visiting ford.com.au/owners/service



Vehicle shown with optional Premium Pack and optional accessories.

Smart oil servicing

The Intelligent Oil Life Monitor is a smart system that measures the performance of your vehicle's oil and alerts you that the oil needs changing via the instrument cluster or FordPass²⁰ App.





The Range

Ranger XL

Ranger XLS

Ranger XLT

Ranger Sport

Ranger Wildtrak

Ranger Platinum



Capable and reliable, Ranger XL is ready to work



With a black grille and 16-inch alloys, it's as capable as it is comfortable



Tough, comfortable and connected, it's all you need for work, family & play



Modern dark accents, 18-inch alloy wheels and ebony interior finish



Distinctive appearance, premium interiors and packed with technology



Packed with features and the ultimate blend of premium luxury for work, family & play.

Choose your colour



Arctic White



Aluminium**



Meteor Grey*



Shadow Black*



Blue Lightning***



Luxe Yellow***



Equinox Bronze**

*Prestige paint colours available at additional cost †Not available on Raptor #Not available on Platinum ^Not available on XL or XLS ~Wildtrak exclusive colour *Platinum exclusive colour

Contact us

If you have any questions or concerns, please contact our Customer Relationship Centre on 13 FORD (13 3673) or email foacust1@ford.com

Discover more at ford.com.au

1. Standard XLT 4x4 Double Cab Cab-Chassis and Platinum. Available at additional cost on 4x4 XLT Double Cab pick-up, Sport & Wildtrak.

2. Some drive modes available on 4x4 only. Drive modes not available on XL models. Rotary dial to change drive modes is standard on Sport, Wildtrak, Platinum and Raptor models only. A push button to change drive modes is standard for XLS & XLT models. Driver-assist features are supplemental and do not replace the driver's attention, judgment and need to control the vehicle. May not operate at certain speeds, or in certain driving, road or weather conditions. See Owner's Manual for more information.

3. Maximum towing capacity-braked using a Genuine Ford tow pack (Standard on XLT, Sport, Wildtrak and Platinum models. Optional as part of a pack at additional cost on XL and XLS). Subject to State and Territory regulations. To comply with these limits, occupants and / or luggage may need to be restricted to not exceed the GCM and GVM limits. For further details regarding passenger and luggage restrictions, please consult your authorized Ford Dealer and / or refer to the Owner's Manual.

4. Only on pick-up models, excluding Raptor.

5. Only on pick-up models.

6. Standard on Wildtrak and Platinum. Available as part of a pack at additional cost on 4x4 XLT pick-up models and Sport.

7. Not available on chassis cab models. Standard on XLT Double Cab, Sport, Wildtrak and Platinum pick-up models. Not available on XL, XLS or XLT Super Cab and Raptor models.

8. Zone Lighting standard on Wildtrak, Platinum and Raptor only. Optional as part of a pack at additional cost on XLT 4x4 and Sport pick-up models. Not available on XL, XLS, XLT 4x2 or XLT Chassis Cab. Zone Lighting will not operate if battery charge is insufficient. The length of time that Zone Lighting will operate depends on the battery charge, the types of lights fitted to the vehicle (LED or Bulb) and other electrical loads connected to the vehicle. The system will automatically turn off after a period of time to preserve the battery's engine starting performance.

9. Standard on Platinum. Available at an additional cost on Sport and Wildtrak. Flexible Rack System has a maximum load limit 80kg (dynamic) and 250kg (static). Manual set-up required. Removal of antenna mast recommended when cargo positioned over antenna. Removal may affect availability of radio, satellite and connected services.

10. Available on Wildtrak, Platinum and Raptor only. Driver-assist features are supplemental and do not replace the driver's attention, judgment and need to control the vehicle. May not operate at certain speeds, or in certain driving, road or weather conditions. See Owner's Manual for more information.

11. Standard on pick-up models only. Driver-assist features are supplemental and do not replace the driver's attention, judgment and need to control the vehicle. May not operate at certain speeds, or in certain driving, road or weather conditions. See Owner's Manual for more information.

12. Trailer Coverage system (requires a Genuine Ford Tow Pack) supports conventional trailer dimensions: up to 2.4m wide (measured at trailer front) and up to 10m long from the rear of your vehicle. Drivers will need to create a profile of their trailers in SYNC to support this system.

13. Standard on XLT, Sport, Wildtrak, Platinum and Raptor. Not available on XL, XLS models. Driver-assist features are supplemental and do not replace the driver's attention, judgment and need to control the vehicle. May not operate at certain speeds, or in certain driving, road or weather conditions. Intelligent Adaptive Cruise Control (iACC) uses various data to adjust the set speed of the vehicle to the speed limit detected by the system. The iACC system will not always detect the correct speed limit and may set a vehicle speed that is above or below the actual speed limit. If the system does this, it can be overridden by the driver applying the brake or accelerator or via steering wheel controls. In some circumstances, iACC will use map data to set the vehicle speed. Ford recommends keeping map data updated by fully activating the vehicle's FordPass Connect modem and enabling Connected Navigation Services. Connected Navigation Services are included for 1 year from the Ford Express

Running a fleet?

Our Ford Fleet team is here to assist you in any way we can. Please email askfleet@ford.com

New Vehicle Warranty start date and available ongoing subject to payment of a subscription fee. Adaptive Cruise Control and Lane Centring has a minimum operating speed of 20km/hr. Detection of lower speed limit will result in system entering standby when iACC is active. The Stop and Go functionality of this system operates as low as 0km/hr in traffic jam situations. Lane Centring feature should be disabled via the Driver Assistance menu in SYNC before towing. Customers should read the Owner's Manual for details of the limitations of the iACC system before activating. Speed Sign Recognition will not always detect the correct speed limit and may display a speed that is above or below the actual speed limit. On Ranger models with Satellite Navigation, in some circumstances, Speed Sign Recognition will use map data to display the speed limit on the digital instrument cluster. Ford recommends keeping map data updated by fully activating the vehicle's FordPass Connect modem and enabling Connected Navigation Services. Connected Navigation Services are included for 1 year from the Ford Express New Vehicle Warranty start date and available ongoing subject to payment of a subscription fee.

14. Standard on Wildtrak, Platinum and Raptor only. Optional as part of a pack at additional cost on XLT 4x4 and Sport pick-up models. Not available on XL, XLS, XLT 4x2 or XLT Chassis Cab. Driver-assist features are supplemental and do not replace the driver's attention, judgment and need to control the vehicle. May not operate at certain speeds, or in certain driving, road or weather conditions. See Owner's Manual for more information.

15. The Raptor variant of the Ranger is unrated.

16. Wireless Charging only available with compatible phones. Standard on Sport, Wildtrak, Platinum and Raptor models. Not available on XL, XLS & XLT.

17. Don't drive distracted. Use voice operated systems where possible and don't use handheld devices while driving. Some features may be locked out while the vehicle is in gear. Not all SYNC features are compatible with all phones. SYNC screen appearance and functionality may change over time due to software updates. 10.1-inch touchscreen on XL, XLS, XLT and Sport models. 12-inch touchscreen on Wildtrak, Platinum and Raptor.

18. Apple CarPlay™/Android Auto™ requires compatible phone with compatible version of Apple iOS/Android™ (as applicable) and active data service. SYNC does not control Apple CarPlay™/ Android Auto™ while in use. Apple/Google and other third parties are responsible for their respective functionality. Message and data rates may apply. Apple CarPlay, Siri Eyes Free, iPod and iPhone are trademarks of Apple Inc. registered in the US and other countries. Android Auto and Google Maps are trademarks of Google Inc. Ford Applink® is available on selected SYNC models and is compatible with select smartphone platforms. Warning: Local laws prohibit some phone functions while driving. Check your local road rules before using these functions.

19. Standard on Wildtrak, Platinum and Raptor. Available as part of a pack on selected XLT and Sport pick-up models at an additional cost. Driver-assist features are supplemental and do not replace the driver's attention, judgment and need to control the vehicle. May not operate at certain speeds, or in certain driving, road or weather conditions. See Owner's Manual for more information.

20. Use of FordPass is subject to the FordPass Terms and Privacy Policy available on ford.com.au/fordpass and requires a compatible mobile device, internet access and software (including software updates from time to time). FordPass functionality and appearance may change over time due to software updates. You are responsible for internet access, mobile network data and voice call services required for your use of the FordPass App on your mobile device, including associated fees. The FordPass App and FordPass Connect modem can only work when both are connected to the telecommunications network. The FordPass Connect modem will only function on the 3G or 4G telecommunications networks. When these networks are no longer available, the modem will stop functioning and the connected services and all data transmission via the modem will cease. Ford cannot guarantee that FordPass will be in fully operating condition at all times and the FordPass App may be unavailable or particular FordPass services interrupted. Ford is not responsible for any limitations or restrictions of the telecommunications network or of your mobile device. Warning: Local laws prohibit some phone functions while driving. Check your local road rules before using these functions. Use Remote Vehicle Start and Stop responsibly and only in well ventilated areas where you are aware of your vehicle's surroundings.

21. Warranty conditions apply. 5 year/unlimited km Ford Express New Vehicles Warranty applies to new, demonstrator and service loaner vehicles. Our goods come with consumer guarantees that cannot be excluded under the Australian Consumer Law. Our warranty does not limit and may not exceed your rights under those guarantees.

22. When fitted to your new vehicle prior to delivery. For full details please visit our Warranties page at: <https://www.ford.com.au/owners/warranties/>.

23. While all reasonable skill and care has been taken in preparation of this it should not be construed or relied upon as a substitute for specific advice on your insurance needs. The advice is not based on your personal objectives, financial situation or needs. Accordingly, you should consider how appropriate the advice is to those objectives, financial situation and needs before acting on the advice and, before buying the product, you should read the current Product Disclosure Statement (PDS) and Target Market Determination (TMD) prepared by the insurer, HDI Global Specialty SE – Australia, ABN 58 129 395 544, AFSL 458776 ("HDI"). Both the PDS and the product TMD are available at wtwco.com/fordinsure. WTW receives commission benefits from the insurer. These fees and commission are disclosed in the WTW FSG and relevant client documentation. This insurance product is arranged by Ford Motor Company of Australia Pty Limited ABN 30 004 116 223 ("Ford Australia") or a participating Ford Dealer acting as a distributor of WTW for this product. In arranging this insurance, Ford Australia and participating Ford Dealers act on behalf of WTW and not as your agent. You should review and understand the WTW FSG. If you purchase this insurance Ford Australia and your participating Ford Dealer will receive a commission from WTW. For further information or assistance please go to www.wtwco.com/fordinsure or call us on 13 FORD (3673). WTW are acting as agent of HDI Global Specialty SE- Australia under a binding authority agreement.

24. If your new vehicle is within 3 years of the first registration and is involved in a claim that is assessed a Total Loss, it may be replaced with a new vehicle of the same make and model, where a replacement vehicle is available. If the same make and model is not available, the Insurer may replace your vehicle with the nearest equivalent or suitable replacement. Refer to the Ford Insure PDS for full details.

25. Some insurance companies may use repairers that could use non genuine parts to repair your vehicle. If your claim is accepted the insurer will use Genuine Parts when available. If not available, the insurer may use genuine reconditioned or recycled parts or ADR certified new, recycled or reconditioned parts. Refer to the Ford Insure PDS for full details.

26. The Insurer may authorise repairs at your repairer of choice; pay you the reasonable costs of repairing your vehicle; or move your vehicle to another repairer that is agreed upon. Refer to the Ford Insure PDS for full details.

27. Premiums are payable annually or monthly, subject to minor adjustments (upwards or downwards) due to rounding and financial institution transaction fees apply. Refer to the Ford Insure PDS for full details.

28. Available at participating dealers on scheduled services or overnight warranty repairs. Private and Blue, Silver and Gold Business Fleet customers only. Provision of a Service Loan Car may be dependent on advanced booking and availability. See www.ford.com.au/service/t-and-c for full terms.

29. Available to Private and Blue Business Fleet customers with vehicles up to 7 years old from date of first vehicle registration. Roadside Assistance and Auto Club Lifestyle Membership is included for 12 months or until your next eligible standard service (whichever occurs first) at a Ford Dealership. Customers must comply with scheduled servicing intervals to maintain continuity of membership. See www.ford.com.au/service/owners/t-and-c for full terms.

Specifications listed in the following pages



4x2 | XL, XLS, XLT Ranger 2024.50MY Specifications

	XL	XL	XL	XLT
	4x2 Hi-Rider Single Cab Cab-Chassis	4x2 Hi-Rider Super Cab Cab-Chassis	4x2 Hi-Rider Double Cab Pick-up	4x2 Hi-Rider Double Cab Pick-up
Engine	2.0L Single Turbo	2.0L Single Turbo	2.0L Single Turbo	2.0L Bi -Turbo
Maximum Power	125kW @ 3,500rpm	125kW @ 3,500rpm	125kW @ 3,500rpm	154kW @ 3,750rpm
Maximum Torque	405Nm @ 1,750-2,500rpm	405Nm @ 1,750-2,500rpm	405Nm @ 1,750-2,500rpm	500Nm @ 1,750-2,000rpm
Transmissions				
6-speed automatic transmission	S	S	S	–
10-speed automatic transmission	–	–	–	S
Driveline				
RWD	S	S	S	S
Part-time 4x4	–	–	–	–
Full-time 4WD	–	–	–	–
Selectable Drive Modes ¹ :				
- Normal	–	–	–	S
- Eco	–	–	–	S
- Tow / Haul	–	–	–	S
- Slippery	–	–	–	S
- Mud / Ruts ²	–	–	–	–
- Sand ³	–	–	–	–
- Sport	–	–	–	–
- Baja ⁴	–	–	–	–
- Rock Crawl ⁵	–	–	–	–
Fuel				
Combined Fuel Economy (L/100km)(Auto) ⁶	7.6	7.6	7.8	6.9
CO ₂ Emissions (g/km)(Auto) ⁶	199	199	204	182
Fuel Tank Capacity (L)	80	80	80	80
Fuel Type	Diesel	Diesel	Diesel	Diesel
Vehicle Masses (kg)				
Gross Combined Mass ⁷	6200	6200	6200	6250
Gross Vehicle Mass ⁷	3230	3230	3250	3250
Front Gross Axle Weight Rating ⁷	1450	1450	1450	1490
Rear Gross Axle Weight Rating ⁷	1959	1959	1959	1959
Kerb Weight ⁷	1783	1883	2115	2173
Payload (based on Kerb Weight) ⁷	1447	1347	1135	1077
Minimum Kerb Weight ⁷	1736	1837	2025	2079
Payload (based on Min Kerb Weight) ⁷	1494	1393	1225	1171
Tare Weight ⁷	1719	1819	2051	2109

4x2 | XL, XLS, XLT Ranger 2024.50MY Specifications

	XL	XL	XL	XLT
	4x2 Hi-Rider Single Cab Cab-Chassis	4x2 Hi-Rider Super Cab Cab-Chassis	4x2 Hi-Rider Double Cab Pick-up	4x2 Hi-Rider Double Cab Pick-up
Engine	2.0L Single Turbo	2.0L Single Turbo	2.0L Single Turbo	2.0L Bi -Turbo
Pick-up Box Dimensions⁸ (mm)				
Height - at centreline of axle	–	–	529	525
Height - floor height to ground	–	–	816	831
Length - at floor	–	–	1547	1464
Length - top of box	–	–	1471	1468
Width - between wheelhouses	–	–	1224	1217
Width - pick-up box	–	–	1584	1520
Width - rear opening	–	–	1413	1393
Exterior Dimensions⁸ (mm)				
Length - with rear bumper (where fitted) without tow receiver ⁹	5225	5225	5370	5370
Length - with rear bumper (where fitted) with tow receiver ⁹	5406	5406	5406	5406
Width - exterior mirrors extended	2208	2208	2208	2208
Width - exterior mirrors folded	2015	2015	2015	2015
Width - excluding mirrors	1910	1910	1910	1918
Height - to top of antenna base	1872	1866	1875	1886
Overhang - front	865	865	865	865
Overhang - rear	1070	1070	1215	1215
Track - front and rear	1620	1620	1620	1620
Wheelbase	3270	3270	3270	3270
Ground Clearance (unladen)	224	224	224	234
Wading Depth ¹⁰	800	800	800	800
Approach Angle (unladen, degrees)	29	29	29	30
Departure Angle (unladen, degrees) ¹¹	29	29	25	23
Ramp Breakover Angle (degrees)	21	20	20	21
Turning Circle (meters)	12.9	12.9	12.9	12.9

S = Standard **O** = Factory Option that can be ordered before a vehicle is manufactured at an additional cost

P = Part of a Pack that can be ordered before a vehicle is manufactured at an additional cost **A** = Accessory fitted at Ford Dealer at an additional cost

Some features may be impacted by the removal of the standard load box fitted to the vehicle.

Disclaimer:

1. Driver-assist features are supplemental and do not replace the driver's attention, judgment and need to control the vehicle. May not operate at certain speeds, or in certain driving, road or weather conditions. See Owner's Manual for details and limitations. **2.** Mud/Rut Mode intended for off-road use only. **3.** Sand Mode intended for off-road use only. **4.** Baja Mode intended for off-road use only. **5.** Rock Crawl Mode intended for off-road use only. **6.** Fuel consumption and emissions as per ADR 81/02 (combined cycle) and to be used for vehicle comparison purposes only. It is unlikely that these fuel consumption and emissions figures will be achieved in real world driving conditions. Actual fuel consumption and emissions will depend on many factors including the driver's habits, prevailing conditions and the vehicle's equipment, options and accessories, condition and use. **7.** Subject to State and Territory regulations. Kerb Weight includes the vehicle with a full tank of fuel, without occupants, luggage or cargo and with the heaviest possible combination of factory fitted optional equipment included. Minimum Kerb Weight includes the vehicle with a full tank of fuel, without occupants, luggage or cargo and with the lightest possible orderable combination of factory fit equipment. Tare Weight includes the vehicle with 10L of fuel, without occupants, luggage or cargo and with the heaviest possible combination of factory fitted optional equipment included. All payloads are calculated by deducting either the vehicle's Kerb Weight, Minimum Kerb Weight or Tare Weight from its Gross Vehicle Mass (GVM). Payload (based on Kerb Weight) is the maximum combined value of occupants, cargo, added accessories, added structures and tow ball download (when towing). Ranger Raptor payload is calculated by deducting the vehicle's Tare Weight from its Gross Vehicle Mass (GVM). All Chassis Cab payloads, kerb and tare weights exclude weights of tray bodies. Vehicle weights are approximate and subject to individual variances. Vehicles should be weighed before and after adding additional load, accessories or towing a trailer to ensure the maximum Gross Vehicle Mass (GVM), Gross Combined Mass (GCM) and Gross Axle Weight Ratings are not exceeded. **8.** Vehicle dimensions are approximate and subject to individual vehicle variances, and should be confirmed before fitting any accessories or otherwise relying on this value. All Pick-up box dimensions take into account the Drop-In or Spray-In Bedliner where standards. **9.** Vehicle length measured from front license plate bracket. **10.** 800mm Water Wading achieved when maintaining a steady speed of 7 km/h. **11.** Inclusive of tow bar where standard.

4x2 | XL, XLS, XLT Ranger 2024.50MY Specifications

	XL	XL	XL	XLT
	4x2 Hi-Rider Single Cab Cab-Chassis	4x2 Hi-Rider Super Cab Cab-Chassis	4x2 Hi-Rider Double Cab Pick-up	4x2 Hi-Rider Double Cab Pick-up
Engine	2.0L Single Turbo	2.0L Single Turbo	2.0L Single Turbo	2.0L Bi-Turbo
Interior Dimensions¹² (mm)				
2nd Row Headroom	–	935	989	989
2nd Row Legroom	–	759	879	879
2nd Row Shoulder Room	–	1392	1440	1440
Front Headroom	1024	1024	1024	1024
Front Legroom	1057	1057	1057	1057
Front Shoulder Room	1450	1450	1450	1450
Chassis & Suspension				
Front Disc / Rear Drum brakes	S	S	S	–
Front and rear vented discs with electronic Brake Booster	–	–	–	S
Electrical Power Assisted Steering	S	S	S	S
Heavy Duty Suspension	S	S	S	–
Locking Rear Differential	P	P	P	S
Wheels				
16" Steel with All Season Tyres	S	S	S	–
16" Alloy with All Season Tyres	–	–	–	–
17" Alloy with All Season Tyres	–	–	–	S
17" Alloy with All Terrain BF Goodrich KO2 Tyres	–	–	–	–
18" Alloy with All Season Tyres	–	–	–	–
18" Alloy with All Terrain Tyres	–	–	–	–
Spare Wheel - 16" Steel	S	S	S	–
Spare Wheel - 17" Steel	–	–	–	S
Spare Wheel - 17" Alloy	–	–	–	–
Spare Wheel - 18" Alloy	–	–	–	–
LT285/70R17 BF Goodrich KO2 High Performance All Terrain tyres	–	–	–	–
Exterior Lighting				
Headlamps - Halogen	S	S	S	–
Headlamps - LED	–	–	–	S
Headlamps - Matrix LED with Auto Leveling & Dynamic Bending	–	–	–	–
Daytime Running Lamps - Halogen	S	S	S	–
Daytime Running Lamps - LED	–	–	–	S
Front Fog Lamps - Halogen	–	–	–	S
Front Fog Lamps - LED	–	–	–	–
Taillamps - Halogen	S	S	–	–
Taillamps - LED	–	–	S	S
Tailgate Mounted Stop Light	–	–	S	S
Zone Lighting ¹³	–	–	–	–

4x2 | XL, XLS, XLT Ranger 2024.50MY Specifications

	XL	XL	XL	XLT
	4x2 Hi-Rider Single Cab Cab-Chassis	4x2 Hi-Rider Super Cab Cab-Chassis	4x2 Hi-Rider Double Cab Pick-up	4x2 Hi-Rider Double Cab Pick-up
Engine	2.0L Single Turbo	2.0L Single Turbo	2.0L Single Turbo	2.0L Bi-Turbo
Exterior				
Exterior Mirrors - Power Adjustable	S	S	S	S
Exterior Mirrors - Power Folding	–	–	S	S
Exterior Mirrors - Puddle Lamps	–	–	–	–
Steel Underbody Protection	P	P	P	P
Side Steps	–	–	–	S
Rear Box Step	–	–	S	S
Roof Rails	–	–	–	–
Sports Bar ¹⁴	–	–	–	S
Sports Hoop/Sailplane ¹⁴	–	–	–	–
Load Box Elements				
Tailgate Ruler	–	–	S	–
Drop In Bedliner (without Tailgate Ruler) ¹⁴	–	–	–	S
Tough Bed™ Spray-In Bedliner (incl. Tailgate Ruler)	–	–	–	–
12V Socket in Bedliner	–	–	–	S
Box Top Protective Capping with Load Box Access Caps ¹⁴	–	–	S	S
Aluminum Tie Down Rails ¹⁴	–	–	–	–
Inner Tie Downs	–	–	S	S
Cargo Management System	–	–	–	–
Load Rest ¹⁴	–	–	S	–
Load Box Illumination	–	–	S	S
Tailgate Cargo Clamps	–	–	S	S
Tailgate Cupholders	–	–	S	S
Power Tailgate Lock	–	–	–	S
Tailgate with Lift Assistance	–	–	S	S
Power Roller Shutter ¹⁴	–	–	–	–

S = Standard **O** = Factory Option that can be ordered before a vehicle is manufactured at an additional cost

P = Part of a Pack that can be ordered before a vehicle is manufactured at an additional cost **A** = Accessory fitted at Ford Dealer at an additional cost

Disclaimer:

¹² Vehicle dimensions are approximate and subject to individual vehicle variances, and should be confirmed before fitting any accessories or otherwise relying on this value. All Pick-up box dimensions take into account the Drop-In or Spray-In Bedliner where standards. ¹³ Zone Lighting will not operate if battery charge is insufficient. The length of time that Zone Lighting will operate depends on the battery charge, the types of lights fitted to the vehicle (LED or Bulb) and other electrical loads connected to the vehicle. The system will automatically turn off after a period of time to preserve the battery's engine starting performance.

¹⁴ Load Rest (XL/XLS), Sports Bar (XLT/Sport), Sports Hoop/Sailplane, Aluminum Tie Down Rails and Power Roller Shutter (Wildtrak) and Box Top Protective Capping with Load Box Access Caps not available when Canopy option selected. Load Rest (XL/XLS) not included when Manual Roller Shutter option selected. Drop In Bedliner may be trimmed to accommodate mounting brackets.

4x2 | XL, XLS, XLT Ranger 2024.50MY Specifications

	XL	XL	XL	XLT
	4x2 Hi-Rider Single Cab Cab-Chassis	4x2 Hi-Rider Super Cab Cab-Chassis	4x2 Hi-Rider Double Cab Pick-up	4x2 Hi-Rider Double Cab Pick-up
Engine	2.0L Single Turbo	2.0L Single Turbo	2.0L Single Turbo	2.0L Bi -Turbo
Interior, Seating and Door Trim				
Leather Wrapped Steering Wheel & Gear Knob	–	–	–	S
Steering Wheel Reach & Height Adjust	S	S	S	S
Electric Parking Brake	–	–	–	S
e-Shifter	–	–	–	–
Seating Capacity	2	4	5	5
Heated Seats - Front Driver & Passenger	–	–	–	–
Seat Material - Cloth	S	S	S	–
Seat Material - Premium Cloth	–	–	–	S
Seat Material - Leather Accented (excluding 2nd row middle seat) ¹⁵	–	–	–	–
Driver Seat - 8-Way Manual	S	S	S	S
Driver Seat - 8-Way Power	–	–	–	–
Front Passenger Seat - 4-Way Manual	S	S	S	S
Front Passenger Seat - 6-Way Manual	–	–	–	–
Front Passenger Seat - 8-Way Power	–	–	–	–
Driver & Front Passenger Seat 10-Way Power	–	–	–	–
Child Seat Upper Anchorage Points (x 2)	–	–	S	S
Child Seat ISOFIX Anchorage Points (x 2)	–	–	S	S
Floor Covering - Vinyl	S	S	S	-
Floor Covering - Carpet	–	–	–	S
Floor Mats - Driver	–	–	–	S
Floor Mats - Driver & Front Passenger	–	–	–	–
Comfort and Convenience				
Ambient Lighting	–	–	–	–
Auxiliary Switch Bank	–	–	–	–
Centre Console with Single Lid and 2 Cup Holders	S	S	S	S
Instrument Panel Cup Holders	–	–	–	–
Charging				
- Auxiliary 12V Power Outlet - Centre Console Bin	S	S	S	S
- Auxiliary 12V Power Outlet - Rear of Centre Console	–	S	S	S
- USB Ports	3	3	3	3
- Wireless Charging ¹⁶	–	–	–	–
- 12V Socket in Bedliner	–	–	–	S
Climate Control - Single-Zone Manual	S	S	S	–
Climate Control - Dual-Zone	–	–	–	S
Rear Air Vent Registers	–	–	–	S
Auto Headlamp On-Off	S	S	S	S
Auto High Beam	–	–	–	–
Front Power Windows	S	S	S	S

4x2 | XL, XLS, XLT Ranger 2024.50MY Specifications

	XL	XL	XL	XLT
	4x2 Hi-Rider Single Cab Cab-Chassis	4x2 Hi-Rider Super Cab Cab-Chassis	4x2 Hi-Rider Double Cab Pick-up	4x2 Hi-Rider Double Cab Pick-up
Engine	2.0L Single Turbo	2.0L Single Turbo	2.0L Single Turbo	2.0L Bi -Turbo
Comfort and Convenience continues				
Rear Power Windows	–	–	S	S
Privacy Glass	–	–	–	S
Rain Sensing Windscreen Wipers	–	–	–	S
Rear Window Defrost	S	S	S	S
Electrochromatic Rear View Mirror	–	–	–	S
Underseat Stowage	–	S	S	S
Audio and Communication				
Embedded Modem	S	S	S	S
FordPass Connect ¹⁷	S	S	S	S
Colour Digital Instrument Cluster with Configurable Display - 8-inch	S	S	S	S
Colour Digital Instrument Cluster with Configurable Display - 12.4-inch	–	–	–	–
Colour Multi-Function Touch Screen Display - 10.1-inch	S	S	S	S
Colour Multi-Function Touch Screen Display - 12-inch	–	–	–	–
Speakers	2	4	4	6
B&O Premium Audio System (10 Speakers) ¹⁸	–	–	–	–
Digital Audio (DAB+)	–	–	–	S
Bluetooth® with Phone/Audio Streaming ¹⁹	S	S	S	S
Built-In Satellite Navigation with one year of Connected Navigation Services included ²⁰	–	–	–	S
SYNC®4A ²¹	S	S	S	–
SYNC®4A with Voice-Activated Controls ²¹	–	–	–	S
Steering Wheel Audio/Function Control	S	S	S	S
Wireless Apple CarPlay™ & Android Auto™ ²²	S	S	S	S

S = Standard **O** = Factory Option that can be ordered before a vehicle is manufactured at an additional cost

P = Part of a Pack that can be ordered before a vehicle is manufactured at an additional cost **A** = Accessory fitted at Ford Dealer at an additional cost

Disclaimer:

15. Leather accented refers to seats with a combination of real and artificial leather. No leather in 2nd row middle seat. **16.** Wireless Charging only available with compatible phones. **17.** Use of FordPass is subject to the FordPass Terms and Privacy Policy available on ford.com.au/fordpass and requires a compatible mobile device, internet access and software (including software updates from time to time). FordPass functionality and appearance may change over time due to software updates. You are responsible for internet access, mobile network data and voice call services required for your use of the FordPass App on your mobile device, including associated fees. The FordPass App and FordPass Connect modem can only work when both are connected to the telecommunications network. The FordPass Connect modem will only function on the 3G or 4G telecommunications networks. When these networks are no longer available, the modem will stop functioning and the connected services and all data transmission via the modem will cease. Ford cannot guarantee that FordPass will be in fully operating condition at all times and the FordPass App may be unavailable or particular FordPass services interrupted. Ford is not responsible for any limitations or restrictions of the telecommunications network or of your mobile device. Warning: Local laws prohibit some phone functions while driving. Check your local road rules before using these functions. Use Remote Vehicle Start and Stop responsibly and only in well ventilated areas where you are aware of your vehicle's surroundings. **18.** BANG & OLUFSEN© 2023 and B&O© 2023. BANG & OLUFSEN™ and B&O™ are registered trademarks of Bang & Olufsen Group. Licensed by Harman Becker Automotive System Manufacturing Kft. All rights reserved. **19.** Bluetooth® is a registered trademark of Bluetooth SIG, Inc. and is under license. Some phones not compatible. **20.** Eligible vehicles receive Connected Navigation Services for 1 year from the Ford Express New Vehicle Warranty start date, after which time the Connected Navigation Services may cease to be available, or may be subject to a subscription fee. To use Connected Navigation Services, users must have created a FordPass App account (terms apply), have fully activated the vehicle's FordPass Connect modem and have SYNC Location set to 'on'. **21.** Don't drive distracted. Use voice operated systems where possible and don't use handheld devices while driving. Some features may be locked out while the vehicle is in gear. Not all SYNC features are compatible with all phones. SYNC screen appearance and functionality may change over time due to software updates. **22.** Apple CarPlay / Android Auto requires phone with compatible version of Apple iOS / Android™ (as applicable), active data service, and connection cable (sold separately). SYNC® does not control Apple CarPlay/Android Auto while in use. Apple / Google and other third parties are responsible for their respective functionality. Message and data rates may apply. Apple CarPlay, Siri Eyes Free, iPod and iPhone are trademarks of Apple Inc. registered in the US and other countries. Android Auto and Google Maps are trademarks of Google Inc. Ford Applink® is available on selected SYNC® models and is compatible with select smartphone platforms. Warning: Local laws prohibit some phone functions while driving. Check your local road rules before using these functions.

4x2 | XL, XLS, XLT Ranger 2024.50MY Specifications

	XL	XL	XL	XLT
	4x2 Hi-Rider Single Cab Cab-Chassis	4x2 Hi-Rider Super Cab Cab-Chassis	4x2 Hi-Rider Double Cab Pick-up	4x2 Hi-Rider Double Cab Pick-up
Engine	2.0L Single Turbo	2.0L Single Turbo	2.0L Single Turbo	2.0L Bi -Turbo
Safety and Security				
Perimeter Alarm System	–	–	–	S
Airbags x 9 - Front, Side, Knee & Full Length Curtain (Driver & Passenger) & Far Side Driver Front Airbag	S	S	S	S
3 Point Lap Sash Seat Belt - All Positions	S	S	S	S
Child Proof Rear Door Locks	–	–	S	S
Emergency Assistance ²³	S	S	S	S
Power Door Locks	S	S	S	S
Smart Keyless Entry with Push Button Start	–	–	–	S
Driver Assistance				
Active Park Assist 2.0 ²⁴	–	–	–	–
Adaptive Cruise Control ²⁴	S	S	S	–
Intelligent Adaptive Cruise Control with Stop & Go, Traffic Sign Recognition and Lane Centring ²⁵	–	–	–	S
Intelligent Speed Assist ²⁶	S	S	S	S
Blind Spot Monitoring with Cross Traffic Alert ²⁴	–	–	S	–
Blind Spot Monitoring with Cross Traffic Alert and Trailer Coverage ²⁷	–	–	P	S
Dynamic Stability Control (DSC) incorporating ABS, Electronic Brakeforce Distribution, Emergency Brake Assist, Hill Start Assist, Load Adaptive Control, Roll Over Mitigation, Traction Control and Trailer Sway Control ²⁴	S	S	S	S
Evasive Steer Assist ²⁴	S	S	S	S
Lane Keeping Aid with Road Edge Detection and Driver Alert System ²⁸	S	S	S	S
Post Impact Braking ²⁴	S	S	S	S
Pre-Collision Assist with Autonomous Emergency Braking (AEB) ²⁹	S	S	S	S
Reverse Brake Assist ³⁰	–	–	S	S
Parking Sensors - Front ²⁴	–	–	–	S
Parking Sensors - Rear ²⁴	–	–	S	S
Rear View Camera - Analogue ³¹	S	S	–	–
Rear View Camera - Integrated Digital ²⁴	–	–	S	S
360-Degree Camera ²⁴	–	–	–	–
Traffic Sign Recognition ³²	S	S	S	S
Tyre Pressure Monitoring System	–	–	–	S
Towing				
Maximum Braked Towing Capacity (kg) ³³	3,500	3,500	3,500	3,500
Pro Trailer Back-up Assist™ ²⁴	–	–	–	–
Tow Bar with Integrated Trailer Brake Controller ³⁴	O	O	O	S
Trailer Light Check ³⁵	P	P	P	S
Towing Vehicle Integration with Towing Checklist	S	S	S	S
Tow Haul Mode (part of Selectable Drive Modes ²⁴)	–	–	–	S

4x2 | XL, XLS, XLT Ranger 2024.50MY Specifications

	XL	XL	XL	XLT
	4x2 Hi-Rider Single Cab Cab-Chassis	4x2 Hi-Rider Super Cab Cab-Chassis	4x2 Hi-Rider Double Cab Pick-up	4x2 Hi-Rider Double Cab Pick-up
Engine	2.0L Single Turbo	2.0L Single Turbo	2.0L Single Turbo	2.0L Bi -Turbo
Off-Road				
Off-Road Screen ²⁴	–	–	–	–
Hill Descent Control ²⁴	–	–	–	–
Locking Rear Differential	P	P	P	S
Front Recovery Hook	1	1	1	1
Rear Recovery Hook	–	–	–	–
Ford Factory Fitted Options				
Stylish Canopy (Dual Lift) ³⁶	–	–	O	O
Stylish Canopy (Lift and Slide) ³⁶	–	–	O	O
Commercial Canopy ³⁶	–	–	O	O
Manual Roller Shutter ³⁷	–	–	O	O
Additional XL Wheel Centre Cap Pack to Suit Wheel Nut Indicator Fitment	O	O	O	–
Towing Pack - Tow Bar with Integrated Trailer Brake Controller ³⁴ and Trailer Light Check ³⁵	O	O	O	S
Blind Spot Monitoring Trailer Coverage ²⁶	–	–	O	S
Prestige Paint	O	O	O	O

S = Standard **O** = Factory Option that can be ordered before a vehicle is manufactured at an additional cost

P = Part of a Pack that can be ordered before a vehicle is manufactured at an additional cost **A** = Accessory fitted at Ford Dealer at an additional cost

Disclaimer:

23. Emergency Assistance feature needs a paired and in range mobile phone. Can activate in the event of a crash which deploys an airbag or activates the fuel pump shut off. **24.** Driver-assist features are supplemental and do not replace the driver's attention, judgment and need to control the vehicle. May not operate at certain speeds, or in certain driving, road or weather conditions. See Owner's Manual for more information. **25.** Driver-assist features are supplemental and do not replace the driver's attention, judgment and need to control the vehicle. May not operate at certain speeds, or in certain driving, road or weather conditions. Intelligent Adaptive Cruise Control (iACC) uses various data to adjust the set speed of the vehicle to the speed limit detected by the system. The iACC system will not always detect the correct speed limit and may set a vehicle speed that is above or below the actual speed limit. If the system does this, it can be overridden by the driver applying the brake or accelerator or via steering wheel controls. In some circumstances, iACC will use map data to set the vehicle speed. Ford recommends keeping map data updated by fully activating the vehicle's FordPass Connect modem and enabling Connected Navigation Services. Connected Navigation Services are included for 1 year from the Ford Express New Vehicle Warranty start date and available ongoing subject to payment of a subscription fee. Adaptive Cruise Control and Lane Centring has a minimum operating speed of 20km/hr. Detection of lower speed limit will result in system entering standby when iACC is active. The Stop and Go functionality of this system operates as low as 0km/hr in traffic jam situations. Lane Centring feature should be disabled via the Driver Assistance menu in SYNC before towing. Customers should read the Owner's Manual for details of the limitations of the iACC system before activating. Speed Sign Recognition will not always detect the correct speed limit and may display a speed that is above or below the actual speed limit. On Ranger models with Satellite Navigation, in some circumstances, Speed Sign Recognition will use map data to display the speed limit on the digital instrument cluster. Ford recommends keeping map data updated by fully activating the vehicle's FordPass Connect modem and enabling Connected Navigation Services. Connected Navigation Services are included for 1 year from the Ford Express New Vehicle Warranty start date and available ongoing subject to payment of a subscription fee. **26.** Driver-assist features are supplemental and do not replace the driver's attention, judgment and need to control the vehicle. May not operate at certain speeds, or in certain driving, road or weather conditions. Intelligent Speed Assist (ISA) uses various data to limit the set speed of the vehicle to the speed limit detected by the system. The ISA system will not always detect the correct speed limit and may limit a vehicle speed above or below the actual speed limit. ISA can be temporarily overridden by the driver firmly pressing the accelerator. Customers should read the Owner's Manual for details of the limitations of the ISA system before activating. On Ranger models with Satellite Navigation, in some circumstances, ISA will use map data to limit the vehicle speed. Ford recommends keeping map data updated by fully activating the vehicle's FordPass Connect modem and enabling Connected Navigation Services. Connected Navigation Services are included for 1 year from the Ford Express New Vehicle Warranty start date and available ongoing subject to payment of a subscription fee. **27.** Driver-assist features are supplemental and do not replace the driver's attention, judgment and need to control the vehicle. May not operate at certain speeds, or in certain driving, road or weather conditions. See Owner's Manual for more information. Trailer Coverage system (requires a genuine factory fit tow bar) supports conventional trailer dimensions: up to 2.4m wide (measured at trailer front) and up to 10m long from the rear of your vehicle. Drivers will need to create a profile of their trailers in SYNC to support this system. **28.** Driver-assist features are supplemental and do not replace the driver's attention, judgment and need to control the vehicle. May not operate at certain speeds, or in certain driving, road or weather conditions. See Owner's Manual for more information. Road Edge Detection designed for use on rural roads at speeds of 65 – 110km/h. The feature does not detect every edge and does require a level of contrast between the road surface and the edge. **29.** Driver-assist features are supplemental and do not replace the driver's attention, judgment and need to control the vehicle. May not operate at certain speeds, or in certain driving, road or weather conditions. See Owner's Manual for more information. Pre-collision Assist with Automatic Emergency Braking detects pedestrians, but not in all conditions, and can help avoid or reduce a collision. It does not replace safe driving. See Owner's Manual for Limitations. **30.** Driver-assist features are supplemental and do not replace the driver's attention, judgment and need to control the vehicle. May not operate at certain speeds, or in certain driving, road or weather conditions. Please see Owner's Manual for more information. Reverse Brake Assist functions when in reverse and travelling at a speed of 2-12 km/h. **31.** Analogue Rear View Camera is provided and will need to be fitted to the vehicle by a body builder. Driver-assist features are supplemental and do not replace the driver's attention, judgment and need to control the vehicle. May not operate at certain speeds, or in certain driving, road or weather conditions. See Owner's Manual for more information. **32.** Driver-assist features are supplemental and do not replace the driver's attention, judgment and need to control the vehicle. May not operate at certain speeds, or in certain driving, road or weather conditions. See Owner's Manual for more information. Speed Sign Recognition will not always detect the correct speed limit and may display a speed that is above or below the actual speed limit. On Ranger models with Satellite Navigation, in some circumstances Speed Sign Recognition will use map data to display the speed limit on the digital instrument cluster. Ford recommends keeping map data updated by fully activating the vehicle's FordPass Connect modem and enabling Connected Navigation Services. Connected Navigation Services are included for 1 year from the Ford Express New Vehicle Warranty start date and available ongoing subject to payment of a subscription fee. **33.** Maximum towing capacity-braked using a Genuine Ford tow pack. Subject to State and Territory regulations. To comply with these limits, occupants and / or luggage may need to be restricted to not exceed the GCM and GVM limits. For further details regarding passenger and luggage restrictions, please consult your authorised Ford Dealer and / or refer to the Owner's Manual. **34.** Drivers will need to create a profile of their trailers in SYNC to support the Trailer Brake Controller and must set the gain on the Brake Controller unit. **35.** Trailer Light Check requires a Genuine Ford Tow Bar to be fitted and can be used via SYNC, or via FordPass app as a Connected Service. Where used via the app as a Connected Service, eligible vehicles receive 1 year of service from the Ford Express New Vehicle Warranty start date after which time, the Connected Service may cease to be available, or may be subject to a subscription fee. Users must have created a FordPass App account (terms apply) and have fully activated the vehicle's FordPass Connect modem to use this feature via the app. **36.** Load Rest (XL/XLS), Sports Bar (XLT/Sport), Sports Hoop/Sailplane, Aluminum Tie Down Rails and Power Roller Shutter (Wildtrak) and Box Top Protective Capping with Load Box Access Caps not available when Canopy option selected. Drop In Bedliner may be trimmed to accommodate mounting brackets. **37.** Load Rest (XL/XLS) not included when Manual Roller Shutter option selected. Drop In Bedliner may be trimmed to accommodate mounting brackets.

4x4 | XL, XLT Ranger 2024.50MY Specifications

	XL	XL	XLT
	4x4 Single Cab Cab-Chassis	4x4 Super Cab Cab-Chassis	4x4 Super Cab Pick-up
Engine	2.0L Bi-Turbo	2.0L Bi -Turbo	2.0L Bi -Turbo
Maximum Power	154kW @ 3,750rpm	154kW @ 3,750rpm	154kW @ 3,750rpm
Maximum Torque	500Nm @ 1,750-2,500rpm	500Nm @ 1,750-2,000rpm	500Nm @ 1,750-2,000rpm
Transmissions			
6-speed automatic transmission	–	–	–
10-speed automatic transmission	S	S	S
Driveline			
RWD	–	–	–
Part-time 4x4	S	S	S
Full-time 4WD	–	–	–
Selectable Drive Modes ¹			
- Normal	–	–	S
- Eco	–	–	S
- Tow / Haul	–	–	S
- Slippery	–	–	S
- Mud / Ruts ²	–	–	–
- Sand ³	–	–	–
- Sport	–	–	–
- Baja ⁴	–	–	–
- Rock Crawl ⁵	–	–	–
Fuel			
Combined Fuel Economy (L/100km)(Auto) ⁶	7.2	7.2	7.2
CO ₂ Emissions (g/km)(Auto) ⁶	189	189	189
Fuel Tank Capacity (L)	80	80	80
Fuel Type	Diesel	Diesel	Diesel
Vehicle Masses (kg)			
Gross Combined Mass ⁷	6350	6350	6350
Gross Vehicle Mass ⁷	3230	3230	3230
Front Gross Axle Weight Rating ⁷	1490	1490	1450
Rear Gross Axle Weight Rating ⁷	1959	1959	1959
Kerb Weight ⁷	1893	1994	2171
Payload (based on Kerb Weight) ⁷	1337	1236	1059
Minimum Kerb Weight ⁷	1856	1957	2110
Payload (based on Min Kerb Weight) ⁷	1374	1273	1120
Tare Weight ⁷	1829	1930	2107

4x4 | XL, XLT Ranger 2024.50MY Specifications

	XL	XL	XLT
	4x4 Single Cab Cab-Chassis	4x4 Super Cab Cab-Chassis	4x4 Super Cab Pick-up
Engine	2.0L Bi-Turbo	2.0L Bi -Turbo	2.0L Bi -Turbo
Pick-up Box Dimensions⁸ (mm)			
Height - at centreline of axle	–	–	526
Height - floor height to ground	–	–	830
Length - at floor	–	–	1839
Length - top of box	–	–	1766
Width - between wheelhouses	–	–	1218
Width - pick-up box	–	–	1578
Width - rear opening	–	–	1407
Exterior Dimensions⁸ (mm)			
Length - with rear bumper (where fitted) without tow receiver ⁹	5225	5225	5370
Length - with rear bumper (where fitted) with tow receiver ⁹	5406	5406	5406
Width - exterior mirrors extended	2208	2208	2208
Width - exterior mirrors folded	2015	2015	2015
Width - excluding mirrors	1910	1910	1918
Height - to top of antenna base	1872	1866	1877
Overhang - front	865	865	865
Overhang - rear	1070	1070	1215
Track - front and rear	1620	1620	1620
Wheelbase	3270	3270	3270
Ground Clearance (unladen)	224	224	234
Wading Depth ¹⁰	800	800	800
Approach Angle (unladen, degrees)	29	29	30
Departure Angle (unladen, degrees) ¹¹	29	29	23
Ramp Breakover Angle (degrees)	21	20	21
Turning Circle (meters)	12.9	12.9	12.9

S = Standard **O** = Factory Option that can be ordered before a vehicle is manufactured at an additional cost

P = Part of a Pack that can be ordered before a vehicle is manufactured at an additional cost **A** = Accessory fitted at Ford Dealer at an additional cost

Some features may be impacted by the removal of the standard load box fitted to the vehicle.

Disclaimer:

1. Driver-assist features are supplemental and do not replace the driver's attention, judgment and need to control the vehicle. May not operate at certain speeds, or in certain driving, road or weather conditions. See Owner's Manual for details and limitations. 2. Mud/Rut Mode intended for off-road use only. 3. Sand Mode intended for off-road use only. 4. Baja Mode intended for off-road use only. 5. Rock Crawl Mode intended for off-road use only. 6. Fuel consumption and emissions as per ADR 81/02 (combined cycle) and to be used for vehicle comparison purposes only. It is unlikely that these fuel consumption and emissions figures will be achieved in real world driving conditions. Actual fuel consumption and emissions will depend on many factors including the driver's habits, prevailing conditions and the vehicle's equipment, options and accessories, condition and use. 7. Subject to State and Territory regulations. Kerb Weight includes the vehicle with a full tank of fuel, without occupants, luggage or cargo and with the heaviest possible combination of factory fitted optional equipment included. Minimum Kerb Weight includes the vehicle with a full tank of fuel, without occupants, luggage or cargo and with the lightest possible orderable combination of factory fit equipment. Tare Weight includes the vehicle with 10L of fuel, without occupants, luggage or cargo and with the heaviest possible combination of factory fitted optional equipment included. All payloads are calculated by deducting either the vehicle's Kerb Weight, Minimum Kerb Weight or Tare Weight from its Gross Vehicle Mass (GVM). Payload (based on Kerb Weight) is the maximum combined value of occupants, cargo, added accessories, added structures and tow ball download (when towing). Ranger Raptor payload is calculated by deducting the vehicle's Tare Weight from its Gross Vehicle Mass (GVM). All Chassis Cab payloads, kerb and tare weights exclude weights of tray bodies. Vehicle weights are approximate and subject to individual variances. Vehicles should be weighed before and after adding additional load, accessories or towing a trailer to ensure the maximum Gross Vehicle Mass (GVM), Gross Combined Mass (GCM) and Gross Axle Weight Ratings are not exceeded. 8. Vehicle dimensions are approximate and subject to individual vehicle variances, and should be confirmed before fitting any accessories or otherwise relying on this value. All Pick-up box dimensions take into account the Drop-In or Spray-In Bedliner where standard. 9. Vehicle length measured from front license plate bracket. 10. 800mm Water Wading achieved when maintaining a steady speed of 7 km/h. 11. Inclusive of tow bar where standard.

4x4 | XL, XLT Ranger 2024.50MY Specifications

	XL	XL	XLT
	4x4 Single Cab Cab-Chassis	4x4 Super Cab Cab-Chassis	4x4 Super Cab Pick-up
Engine	2.0L Bi-Turbo	2.0L Bi -Turbo	2.0L Bi -Turbo
Interior Dimensions¹² (mm)			
2nd Row Headroom	–	935	935
2nd Row Legroom	–	759	759
2nd Row Shoulder Room	–	1392	1392
Front Headroom	1024	1024	1024
Front Legroom	1057	1057	1057
Front Shoulder Room	1450	1450	1450
Chassis & Suspension			
Heavy Duty Suspension	S	S	–
Front Disc / Rear Drum brakes	S	S	–
Front and rear vented discs with electronic Brake Booster	–	–	S
Electrical Power Assisted Steering	S	S	S
Locking Rear Differential	S	S	S
Wheels			
16" Steel with All Season Tyres	S	S	–
16" Alloy with All Season Tyres	–	–	–
17" Alloy with All Season Tyres	–	–	S
17" Alloy with All Terrain BF Goodrich KO2 Tyres	–	–	–
18" Alloy with All Season Tyres	–	–	–
18" Alloy with All Terrain Tyres	–	–	–
Spare Wheel - 16" Steel	S	S	–
Spare Wheel - 17" Steel	–	–	S
Spare Wheel - 17" Alloy	–	–	–
Spare Wheel - 18" Alloy	–	–	–
LT285/70R17 BF Goodrich KO2 High Performance All Terrain tyres	–	–	–
Exterior Lighting			
Headlamps - Halogen	S	S	–
Headlamps - LED	–	–	S
Headlamps - Matrix LED with Auto Leveling & Dynamic Bending	–	–	–
Daytime Running Lamps - Halogen	S	S	–
Daytime Running Lamps - LED	–	–	S
Front Fog Lamps - Halogen	–	–	S
Front Fog Lamps - LED	–	–	–
Taillamps - Halogen	S	S	–
Taillamps - LED	–	–	S
Tailgate Mounted Stop Light	–	–	S
Zone Lighting ¹³	–	–	P

4x4 | XL, XLT Ranger 2024.50MY Specifications

	XL	XL	XLT
	4x4 Single Cab Cab-Chassis	4x4 Super Cab Cab-Chassis	4x4 Super Cab Pick-up
Engine	2.0L Bi-Turbo	2.0L Bi -Turbo	2.0L Bi -Turbo
Exterior			
Exterior Mirrors - Power Adjustable	S	S	S
Exterior Mirrors - Power Folding	–	–	S
Exterior Mirrors - Puddle Lamps	–	–	P
Steel Underbody Protection	S	S	S
Side Steps	–	–	S
Rear Box Step	–	–	S
Roof Rails	–	–	–
Sports Bar ¹⁴	–	–	S
Sports Hoop/Sailplane ¹⁴	–	–	–
Load Box Elements			
Tailgate Ruler	–	–	S
Drop In Bedliner (without Tailgate Ruler) ¹⁴	–	–	–
Tough Bed™ Spray-In Bedliner (incl. Tailgate Ruler)	–	–	S
12V Socket in Bedliner	–	–	S
Box Top Protective Capping with Load Box Access Caps ¹⁴	–	–	S
Aluminum Tie Down Rails ¹⁴	–	–	–
Inner Tie Downs	–	–	S
Cargo Management System	–	–	P
Load Rest ¹⁴	–	–	–
Load Box Illumination	–	–	S
Tailgate Cargo Clamps	–	–	S
Tailgate Cupholders	–	–	S
Power Tailgate Lock	–	–	S
Tailgate with Lift Assistance	–	–	S
Power Roller Shutter ¹⁴	–	–	–

Disclaimer:

12. Vehicle dimensions are approximate and subject to individual vehicle variances, and should be confirmed before fitting any accessories or otherwise relying on this value. All Pick-up box dimensions take into account the Drop-In or Spray-In Bedliner where standard. **13.** Zone Lighting will not operate if battery charge is insufficient. The length of time that Zone Lighting will operate depends on the battery charge, the types of lights fitted to the vehicle (LED or Bulb) and other electrical loads connected to the vehicle. The system will automatically turn off after a period of time to preserve the battery's engine starting performance. **14.** Load Rest (XL/XLS), Sports Bar (XLT/Sport), Sports Hoop/Sailplane, Aluminum Tie Down Rails and Power Roller Shutter (Wildtrak) and Box Top Protective Capping with Load Box Access Caps not available when Canopy option selected. Load Rest (XL/XLS) not included when Manual Roller Shutter option selected. Drop In Bedliner may be trimmed to accommodate mounting brackets.

4x4 | XL, XLT Ranger 2024.50MY Specifications

	XL	XL	XLT
	4x4 Single Cab Cab-Chassis	4x4 Super Cab Cab-Chassis	4x4 Super Cab Pick-up
Engine	2.0L Bi-Turbo	2.0L Bi -Turbo	2.0L Bi -Turbo
Interior, Seating and Door Trim			
Leather Wrapped Steering Wheel & Gear Knob	–	–	S
Steering Wheel Reach & Height Adjust	S	S	S
Electric Parking Brake	–	–	S
e-Shifter	–	–	–
Seating Capacity	2	4	4
Heated Seats - Front Driver & Passenger	–	–	–
Seat Material - Cloth	S	S	–
Seat Material - Premium Cloth	–	–	S
Seat Material - Leather Accented (excluding 2nd row middle seat) ¹⁵	–	–	–
Driver Seat - 8-Way Manual	S	S	S
Driver Seat - 8-Way Power	–	–	–
Front Passenger Seat - 4-Way Manual	S	S	S
Front Passenger Seat - 6-Way Manual	–	–	–
Front Passenger Seat - 8-Way Power	–	–	–
Driver & Front Passenger Seat 10-Way Power	–	–	–
Child Seat Upper Anchorage Points (x 2)	–	–	–
Child Seat ISOFIX Anchorage Points (x 2)	–	–	–
Floor Covering - Vinyl	S	S	–
Floor Covering - Carpet	–	–	S
Floor Mats - Driver	–	–	S
Floor Mats - Driver & Front Passenger	–	–	–
Comfort and Convenience			
Ambient Lighting	–	–	–
Auxiliary Switch Bank	–	–	P
Centre Console with Single Lid and 2 Cup Holders	S	S	S
Instrument Panel Cup Holders	–	–	–
Charging			
- Auxiliary 12V Power Outlet - Centre Console Bin	S	S	S
- Auxiliary 12V Power Outlet - Rear of Centre Console	–	S	S
- USB Ports	3	3	3
- Wireless Charging ¹⁶	–	–	–
- 12V Socket in Bedliner	–	–	S
Climate Control - Single-Zone Manual	S	S	–
Climate Control - Dual-Zone	–	–	S
Rear Air Vent Registers	–	–	–
Auto Headlamp On-Off	S	S	S
Auto High Beam	–	–	–
Front Power Windows	S	S	S
Rear Power Windows	–	–	–

4x4 | XL, XLT Ranger 2024.50MY Specifications

	XL	XL	XLT
	4x4 Single Cab Cab-Chassis	4x4 Super Cab Cab-Chassis	4x4 Super Cab Pick-up
Engine	2.0L Bi-Turbo	2.0L Bi -Turbo	2.0L Bi -Turbo
Comfort and Convenience continues			
Privacy Glass	–	–	S
Rain Sensing Windscreen Wipers	–	–	S
Rear Window Defrost	S	S	S
Electrochromatic Rear View Mirror	–	–	S
Underseat Stowage	–	S	S
Audio and Communication			
Embedded Modem	S	S	S
FordPass Connect ¹⁷	S	S	S
Colour Digital Instrument Cluster with Configurable Display - 8-inch	S	S	S
Colour Digital Instrument Cluster with Configurable Display - 12.4-inch	–	–	–
Colour Multi-Function Touch Screen Display - 10.1-inch	S	S	S
Colour Multi-Function Touch Screen Display - 12-inch	–	–	–
Speakers	2	4	6
B&O Premium Audio System (10 Speakers) ¹⁸	–	–	–
Digital Audio (DAB+)	–	–	S
Bluetooth® with Phone / Audio Streaming ¹⁹	S	S	S
Built-In Satellite Navigation with one year of Connected Navigation Services included ²⁰	–	–	S
SYNC®4A ²¹	S	S	–
SYNC®4A with Voice-Activated Controls ²¹	–	–	S
Steering Wheel Audio/Function Control	S	S	S
Wireless Apple CarPlay™ & Android Auto™ ²²	S	S	S

S = Standard **O** = Factory Option that can be ordered before a vehicle is manufactured at an additional cost

P = Part of a Pack that can be ordered before a vehicle is manufactured at an additional cost **A** = Accessory fitted at Ford Dealer at an additional cost

Disclaimer:

15. Leather accented refers to seats with a combination of real and artificial leather. No leather in 2nd row middle seat. **16.** Wireless Charging only available with compatible phones. **17.** Use of FordPass is subject to the FordPass Terms and Privacy Policy available on ford.com.au/fordpass and requires a compatible mobile device, internet access and software (including software updates from time to time). FordPass functionality and appearance may change over time due to software updates. You are responsible for internet access, mobile network data and voice call services required for your use of the FordPass App on your mobile device, including associated fees. The FordPass App and FordPass Connect modem can only work when both are connected to the telecommunications network. The FordPass Connect modem will only function on the 3G or 4G telecommunications networks. When these networks are no longer available, the modem will stop functioning and the connected services and all data transmission via the modem will cease. Ford cannot guarantee that FordPass will be in fully operating condition at all times and the FordPass App may be unavailable or particular FordPass services interrupted. Ford is not responsible for any limitations or restrictions of the telecommunications network or of your mobile device. Warning: Local laws prohibit some phone functions while driving. Check your local road rules before using these functions. Use Remote Vehicle Start and Stop responsibly and only in well ventilated areas where you are aware of your vehicle's surroundings. **18.** BANG & OLUFSEN© 2023 and B&O© 2023. BANG & OLUFSEN™ and B&O™ are registered trademarks of Bang & Olufsen Group. Licensed by Harman Becker Automotive System Manufacturing Kft. All rights reserved. **19.** Bluetooth® is a registered trademark of Bluetooth SIG, Inc. and is under license. Some phones not compatible. **20.** Eligible vehicles receive Connected Navigation Services for 1 year from the Ford Express New Vehicle Warranty start date, after which time the Connected Navigation Services may cease to be available, or may be subject to a subscription fee. To use Connected Navigation Services, users must have created a FordPass App account (terms apply), have fully activated the vehicle's FordPass Connect modem and have SYNC Location set to 'on'. **21.** Don't drive distracted. Use voice operated systems where possible and don't use handheld devices while driving. Some features may be locked out while the vehicle is in gear. Not all SYNC features are compatible with all phones. SYNC screen appearance and functionality may change over time due to software updates. **22.** Apple CarPlay / Android Auto requires phone with compatible version of Apple iOS / Android™ (as applicable), active data service, and connection cable (sold separately). SYNC® does not control Apple CarPlay / Android Auto while in use. Apple / Google and other third parties are responsible for their respective functionality. Message and data rates may apply. Apple CarPlay, Siri Eyes Free, iPod and iPhone are trademarks of Apple Inc. registered in the US and other countries. Android Auto and Google Maps are trademarks of Google Inc. Ford Applink® is available on selected SYNC® models and is compatible with select smartphone platforms. Warning: Local laws prohibit some phone functions while driving. Check your local road rules before using these functions.

4x4 | XL, XLT Ranger 2024.50MY Specifications

	XL	XL	XLT
	4x4 Single Cab Cab-Chassis	4x4 Super Cab Cab-Chassis	4x4 Super Cab Pick-up
Engine	2.0L Bi-Turbo	2.0L Bi -Turbo	2.0L Bi -Turbo
Safety and Security			
Perimeter Alarm System	–	–	S
Airbags x 9 - Front, Side, Knee & Full Length Curtain (Driver & Passenger) & Far Side Driver Front Airbag	S	S	S
3 Point Lap Sash Seat Belt - All Positions	S	S	S
Child Proof Rear Door Locks	–	–	–
Emergency Assistance ²³	S	S	S
Power Door Locks	S	S	S
Smart Keyless Entry with Push Button Start	–	–	S
Driver Assistance			
Active Park Assist 2.0 ²⁴	–	–	–
Adaptive Cruise Control ²⁴	S	S	–
Intelligent Adaptive Cruise Control with Stop & Go, Traffic Sign Recognition and Lane Centring ²⁵	–	–	S
Intelligent Speed Assist ²⁶	S	S	S
Blind Spot Monitoring with Cross Traffic Alert ²⁴	–	–	–
Blind Spot Monitoring with Cross Traffic Alert and Trailer Coverage ²⁷	–	–	S
Dynamic Stability Control (DSC) incorporating ABS, Electronic Brakeforce Distribution, Emergency Brake Assist, Hill Start Assist, Load Adaptive Control, Roll Over Mitigation, Traction Control & Trailer Sway Control ²⁴	S	S	S
Evasive Steer Assist ²⁴	S	S	S
Lane Keeping Aid with Road Edge Detection and Driver Alert System ²⁸	S	S	S
Post Impact Braking ²⁴	S	S	S
Pre-Collision Assist with Autonomous Emergency Braking (AEB) ²⁹	S	S	S
Reverse Brake Assist ³⁰	–	–	S
Parking Sensors - Front ²⁴	–	–	S
Parking Sensors - Rear ²⁴	–	–	S
Rear View Camera - Analogue ³¹	S	S	–
Rear View Camera - Integrated Digital ²⁴	–	–	S
360-Degree Camera ²⁴	–	–	P
Traffic Sign Recognition ³²	S	S	S
Tyre Pressure Monitoring System	–	–	S
Towing			
Maximum Braked Towing Capacity (kg) ³³	3,500	3,500	3,500
Pro Trailer Back-up Assist™ ²⁴	–	–	P
Tow Bar with Integrated Trailer Brake Controller ³⁴	O	O	S
Trailer Light Check ³⁵	P	P	S
Towing Vehicle Integration with Towing Checklist	S	S	S
Tow Haul Mode (part of Selectable Drive Modes ²⁴)	–	–	S

4x4 | XL, XLT Ranger 2024.50MY Specifications

	XL	XL	XLT
	4x4 Single Cab Cab-Chassis	4x4 Super Cab Cab-Chassis	4x4 Super Cab Pick-up
Engine	2.0L Bi-Turbo	2.0L Bi -Turbo	2.0L Bi -Turbo
Off-Road			
Off-Road Screen ²⁴	–	–	–
Hill Descent Control ²⁴	S	S	S
Locking Rear Differential	S	S	S
Front Recovery Hook	1	1	1
Rear Recovery Hook	–	–	–
Ford Factory Fitted Options			
17" Steel Wheels with All Terrain Tyres with 17" Steel Spare Wheel	O	O	–
17" All Terrain Tyres	–	–	O
Additional XL Wheel Centre Cap Pack to Suit Wheel Nut Indicator Fitment	O	O	–
Towing Pack - Tow Bar with Integrated Trailer Brake Controller ³⁴ and Trailer Light Check ³⁵	O	O	S
Blind Spot Monitoring Trailer Coverage ²⁶	–	–	S
Touring Pack - Cargo Management System, Auxiliary Switch Bank, 360 Camera, ²² Puddle Lamps & Zone Lighting ³⁶ Pro Trailer Back-up Assist™ ²⁴	–	–	O
Prestige Paint	O	O	O

S = Standard **O** = Factory Option that can be ordered before a vehicle is manufactured at an additional cost

P = Part of a Pack that can be ordered before a vehicle is manufactured at an additional cost **A** = Accessory fitted at Ford Dealer at an additional cost

Disclaimer:

23. Emergency Assistance feature needs a paired and in range mobile phone. Can activate in the event of a crash which deploys an airbag or activates the fuel pump shut off. **24.** Driver-assist features are supplemental and do not replace the driver's attention, judgment and need to control the vehicle. May not operate at certain speeds, or in certain driving, road or weather conditions. See Owner's Manual for more information. **25.** Driver-assist features are supplemental and do not replace the driver's attention, judgment and need to control the vehicle. May not operate at certain speeds, or in certain driving, road or weather conditions. Intelligent Adaptive Cruise Control (iACC) uses various data to adjust the set speed of the vehicle to the speed limit detected by the system. The iACC system will not always detect the correct speed limit and may set a vehicle speed that is above or below the actual speed limit. If the system does this, it can be overridden by the driver applying the brake or accelerator or via steering wheel controls. In some circumstances, iACC will use map data to set the vehicle speed. Ford recommends keeping map data updated by fully activating the vehicle's FordPass Connect modem and enabling Connected Navigation Services. Connected Navigation Services are included for 1 year from the Ford Express New Vehicle Warranty start date and available ongoing subject to payment of a subscription fee. Adaptive Cruise Control and Lane Centring has a minimum operating speed of 20km/hr. Detection of lower speed limit will result in system entering standby when iACC is active. The Stop and Go functionality of this system operates as low as 0km/hr in traffic jam situations. Lane Centring feature should be disabled via the Driver Assistance menu in SYNC before towing. Customers should read the Owner's Manual for details of the limitations of the iACC system before activating. Speed Sign Recognition will not always detect the correct speed limit and may display a speed that is above or below the actual speed limit. On Ranger models with Satellite Navigation, in some circumstances, Speed Sign Recognition will use map data to display the speed limit on the digital instrument cluster. Ford recommends keeping map data updated by fully activating the vehicle's FordPass Connect modem and enabling Connected Navigation Services. Connected Navigation Services are included for 1 year from the Ford Express New Vehicle Warranty start date and available ongoing subject to payment of a subscription fee. **26.** Driver-assist features are supplemental and do not replace the driver's attention, judgment and need to control the vehicle. May not operate at certain speeds, or in certain driving, road or weather conditions. Intelligent Speed Assist (ISA) uses various data to limit the set speed of the vehicle to the speed limit detected by the system. The ISA system will not always detect the correct speed limit and may limit a vehicle speed above or below the actual speed limit. ISA can be temporarily overridden by the driver firmly pressing the accelerator. Customers should read the Owner's Manual for details of the limitations of the ISA system before activating. On Ranger models with Satellite Navigation, in some circumstances, ISA will use map data to limit the vehicle speed. Ford recommends keeping map data updated by fully activating the vehicle's FordPass Connect modem and enabling Connected Navigation Services. Connected Navigation Services are included for 1 year from the Ford Express New Vehicle Warranty start date and available ongoing subject to payment of a subscription fee. **27.** Driver-assist features are supplemental and do not replace the driver's attention, judgment and need to control the vehicle. May not operate at certain speeds, or in certain driving, road or weather conditions. See Owner's Manual for more information. Trailer Coverage system (requires a genuine factory fit tow bar) supports conventional trailer dimensions: up to 2.4m wide (measured at trailer front) and up to 10m long from the rear of your vehicle. Drivers will need to create a profile of their trailers in SYNC to support this system. **28.** Driver-assist features are supplemental and do not replace the driver's attention, judgment and need to control the vehicle. May not operate at certain speeds, or in certain driving, road or weather conditions. See Owner's Manual for more information. Road Edge Detection designed for use on rural roads at speeds of 65 – 110km/h. The feature does not detect every edge and does require a level of contrast between the road surface and the edge. **29.** Driver-assist features are supplemental and do not replace the driver's attention, judgment and need to control the vehicle. May not operate at certain speeds, or in certain driving, road or weather conditions. See Owner's Manual for more information. Pre-collision Assist with Automatic Emergency Braking detects pedestrians, but not in all conditions, and can help avoid or reduce a collision. It does not replace safe driving. See Owner's Manual for Limitations. **30.** Driver-assist features are supplemental and do not replace the driver's attention, judgement and need to control the vehicle. May not operate at certain speeds, or in certain driving, road or weather conditions. Please see Owner's Manual for more information. Reverse Brake Assist functions when in reverse and travelling at a speed of 2-12 km/h. **31.** Analogue Rear View Camera is provided and will need to be fitted to the vehicle by a body builder. Driver-assist features are supplemental and do not replace the driver's attention, judgment and need to control the vehicle. May not operate at certain speeds, or in certain driving, road or weather conditions. See Owner's Manual for more information. **32.** Driver-assist features are supplemental and do not replace the driver's attention, judgment and need to control the vehicle. May not operate at certain speeds, or in certain driving, road or weather conditions. See Owner's Manual for more information. Speed Sign Recognition will not always detect the correct speed limit and may display a speed that is above or below the actual speed limit. On Ranger models with Satellite Navigation, in some circumstances Speed Sign Recognition will use map data to display the speed limit on the digital instrument cluster. Ford recommends keeping map data updated by fully activating the vehicle's FordPass Connect modem and enabling Connected Navigation Services. Connected Navigation Services are included for 1 year from the Ford Express New Vehicle Warranty start date and available ongoing subject to payment of a subscription fee. **33.** Maximum towing capacity-braked using a Genuine Ford tow pack. Subject to State and Territory regulations. To comply with these limits, occupants and / or luggage may need to be restricted to not exceed the GCM and GVM limits. For further details regarding passenger and luggage restrictions, please consult your authorised Ford Dealer and / or refer to the Owner's Manual. **34.** Drivers will need to create a profile of their trailers in SYNC to support the Trailer Brake Controller and must set the gain on the Brake Controller unit. **35.** Trailer Light Check requires a Genuine Ford Tow Bar to be fitted and can be used via SYNC, or via FordPass app as a Connected Service. Where used via the app as a Connected Service, eligible vehicles receive 1 year of service from the Ford Express New Vehicle Warranty start date after which time, the Connected Service may cease to be available, or may be subject to a subscription fee. Users must have created a FordPass App account (terms apply) and have fully activated the vehicle's FordPass Connect modem to use this feature via the app. **36.** Zone Lighting will not operate if battery charge is insufficient. The length of time that Zone Lighting will operate depends on the battery charge, the types of lights fitted to the vehicle (LED or Bulb) and other electrical loads connected to the vehicle. The system will automatically turn off after a period of time to preserve the battery's engine starting performance.

4x4 | XL Ranger 2024.50MY Specifications

	XL	XL	XL	XL
	4x4 Double Cab Cab-Chassis	4x4 Double Cab Cab-Chassis	4x4 Double Cab Pick-up	4x4 Double Cab Pick-up
Engine	2.0L Single Turbo	2.0L Bi -Turbo	2.0L Single Turbo	2.0L Bi -Turbo
Maximum Power	125kW @ 3,500rpm	154kW @ 3,750rpm	125kW @ 3,500rpm	154kW @ 3,750rpm
Maximum Torque	405Nm @ 1,750-2,500rpm	500Nm @ 1,750-2,000rpm	405Nm @ 1,750-2,500rpm	500Nm @ 1,750-2,000rpm
Transmissions				
6-speed automatic transmission	S	–	S	–
10-speed automatic transmission	–	S	–	S
Driveline				
RWD	–	–	–	–
Part-time 4x4	S	S	S	S
Full-time 4WD	–	–	–	–
Selectable Drive Modes ¹				
- Normal	–	–	–	–
- Eco	–	–	–	–
- Tow / Haul	–	–	–	–
- Slippery	–	–	–	–
- Mud / Ruts ²	–	–	–	–
- Sand ³	–	–	–	–
- Sport	–	–	–	–
- Baja ⁴	–	–	–	–
- Rock Crawl ⁵	–	–	–	–
Fuel				
Combined Fuel Economy (L/100km)(Auto) ⁶	7.9	7.2	8	7.2
CO ₂ Emissions (g/km)(Auto) ⁶	207	189	211	189
Fuel Tank Capacity (L)	80	80	80	80
Fuel Type	Diesel	Diesel	Diesel	Diesel
Vehicle Masses (kg)				
Gross Combined Mass ⁷	6200	6350	6200	6350
Gross Vehicle Mass ⁷	3250	3250	3250	3250
Front Gross Axle Weight Rating ⁷	1450	1490	1450	1490
Rear Gross Axle Weight Rating ⁷	1959	1959	1959	1959
Kerb Weight ⁷	2039	2062	2232	2256
Payload (based on Kerb Weight) ⁷	1211	1188	1018	994
Minimum Kerb Weight ⁷	2003	2024	2124	2144
Payload (based on Min Kerb Weight) ⁷	1247	1226	1126	1106
Tare Weight ⁷	1975	1998	2168	2192

4x4 | XL Ranger 2024.50MY Specifications

	XL	XL	XL	XL
	4x4 Double Cab Cab-Chassis	4x4 Double Cab Cab-Chassis	4x4 Double Cab Pick-up	4x4 Double Cab Pick-up
Engine	2.0L Single Turbo	2.0L Bi -Turbo	2.0L Single Turbo	2.0L Bi -Turbo
Pick-up Box Dimensions⁸ (mm)				
Height - at centreline of axle	–	–	529	529
Height - floor height to ground	–	–	816	816
Length - at floor	–	–	1547	1547
Length - top of box	–	–	1471	1471
Width - between wheelhouses	–	–	1224	1224
Width - pick-up box	–	–	1584	1584
Width - rear opening	–	–	1413	1413
Exterior Dimensions⁸ (mm)				
Length - with rear bumper (where fitted) without tow receiver ⁹	5225	5225	5370	5370
Length - with rear bumper (where fitted) with tow receiver ⁹	5406	5406	5406	5406
Width - exterior mirrors extended	2208	2208	2208	2208
Width - exterior mirrors folded	2015	2015	2015	2015
Width - excluding mirrors	1910	1910	1910	1910
Height - to top of antenna base	1875	1875	1875	1875
Overhang - front	865	865	865	865
Overhang - rear	1070	1070	1215	1215
Track - front and rear	1620	1620	1620	1620
Wheelbase	3270	3270	3270	3270
Ground Clearance (unladen)	224	224	224	224
Wading Depth ¹⁰	800	800	800	800
Approach Angle (unladen, degrees)	29	29	29	29
Departure Angle (unladen, degrees) ¹¹	29	29	25	25
Ramp Breakover Angle (degrees)	20	20	20	20
Turning Circle (meters)	12.9	12.9	12.9	12.9

Disclaimer:

1. Driver-assist features are supplemental and do not replace the driver's attention, judgment and need to control the vehicle. May not operate at certain speeds, or in certain driving, road or weather conditions. See Owner's Manual for more information. 2. Mud/Rut Mode intended for off-road use only. 3. Sand Mode intended for off-road use only. 4. Baja Mode intended for off-road use only. 5. Rock Crawl Mode intended for off-road use only. 6. Fuel consumption and emissions as per ADR 81/02 (combined cycle) and to be used for vehicle comparison purposes only. It is unlikely that these fuel consumption and emissions figures will be achieved in real world driving conditions. Actual fuel consumption and emissions will depend on many factors including the driver's habits, prevailing conditions and the vehicle's equipment, options and accessories, condition and use. 7. Subject to State and Territory regulations. Kerb Weight includes the vehicle with a full tank of fuel, without occupants, luggage or cargo and with the heaviest possible combination of factory fitted optional equipment included. Minimum Kerb Weight includes the vehicle with a full tank of fuel, without occupants, luggage or cargo and with the lightest possible orderable combination of factory fit equipment. Tare Weight includes the vehicle with 10L of fuel, without occupants, luggage or cargo and with the heaviest possible combination of factory fitted optional equipment included. All payloads are calculated by deducting either the vehicle's Kerb Weight, Minimum Kerb Weight or Tare Weight from its Gross Vehicle Mass (GVM). Payload (based on Kerb Weight) is the maximum combined value of occupants, cargo, added accessories, added structures and tow ball download (when towing). Ranger Raptor payload is calculated by deducting the vehicle's Tare Weight from its Gross Vehicle Mass (GVM). All Chassis Cab payloads, kerb and tare weights exclude weights of tray bodies. Vehicle weights are approximate and subject to individual variances. Vehicles should be weighed before and after adding additional load, accessories or towing a trailer to ensure the maximum Gross Vehicle Mass (GVM), Gross Combined Mass (GCM) and Gross Axle Weight Ratings are not exceeded. 8. Vehicle dimensions are approximate and subject to individual vehicle variances, and should be confirmed before fitting any accessories or otherwise relying on this value. All Pick-up box dimensions take into account the Drop-In or Spray-In Bedliner where standard. 9. Vehicle length measured from front license plate bracket. 10. 800mm Water Wading achieved when maintaining a steady speed of 7 km/h. 11. Inclusive of tow bar where standard.

4x4 | XL Ranger 2024.50MY Specifications

	XL	XL	XL	XL
	4x4 Double Cab Cab-Chassis	4x4 Double Cab Cab-Chassis	4x4 Double Cab Pick-up	4x4 Double Cab Pick-up
Engine	2.0L Single Turbo	2.0L Bi -Turbo	2.0L Single Turbo	2.0L Bi -Turbo
Interior Dimensions¹² (mm)				
2nd Row Headroom	989	989	989	989
2nd Row Legroom	879	879	879	879
2nd Row Shoulder Room	1440	1440	1440	1440
Front Headroom	1024	1024	1024	1024
Front Legroom	1057	1057	1057	1057
Front Shoulder Room	1450	1450	1450	1450
Chassis & Suspension				
Heavy Duty Suspension	S	S	S	S
Front Disc / Rear Drum brakes	S	S	S	S
Front and rear vented discs with electronic Brake Booster	–	–	–	–
Electrical Power Assisted Steering	S	S	S	S
Locking Rear Differential	S	S	S	S
Wheels				
16" Steel with All Season Tyres	S	S	S	S
16" Alloy with All Season Tyres	–	–	–	–
17" Alloy with All Season Tyres	–	–	–	–
17" Alloy with All Terrain BF Goodrich KO2 Tyres	–	–	–	–
18" Alloy with All Season Tyres	–	–	–	–
18" Alloy with All Terrain Tyres	–	–	–	–
Spare Wheel - 16" Steel	S	S	S	S
Spare Wheel - 17" Steel	–	–	–	–
Spare Wheel - 17" Alloy	–	–	–	–
Spare Wheel - 18" Alloy	–	–	–	–
LT285/70R17 BF Goodrich KO2 High Performance All Terrain tyres	–	–	–	–
Exterior Lighting				
Headlamps - Halogen	S	S	S	S
Headlamps - LED	–	–	–	–
Headlamps - Matrix LED with Auto Leveling & Dynamic Bending	–	–	–	–
Daytime Running Lamps - Halogen	S	S	S	S
Daytime Running Lamps - LED	–	–	–	–
Front Fog Lamps - Halogen	–	–	–	–
Front Fog Lamps - LED	–	–	–	–
Taillamps - Halogen	S	S	–	–
Taillamps - LED	–	–	S	S
Tailgate Mounted Stop Light	–	–	S	S
Zone Lighting ¹³	–	–	–	–

4x4 | XL Ranger 2024.50MY Specifications

	XL	XL	XL	XL
	4x4 Double Cab Cab-Chassis	4x4 Double Cab Cab-Chassis	4x4 Double Cab Pick-up	4x4 Double Cab Pick-up
Engine	2.0L Single Turbo	2.0L Bi -Turbo	2.0L Single Turbo	2.0L Bi -Turbo
Exterior				
Exterior Mirrors - Power Adjustable	S	S	S	S
Exterior Mirrors - Power Folding	–	–	S	S
Exterior Mirrors - Puddle Lamps	–	–	–	–
Steel Underbody Protection	S	S	S	S
Side Steps	–	–	–	–
Rear Box Step	–	–	S	S
Roof Rails	–	–	–	–
Sports Bar ¹⁴	–	–	–	–
Sports Hoop/Sailplane ¹⁴	–	–	–	–
Load Box Elements				
Tailgate Ruler	–	–	S	S
Drop In Bedliner (without Tailgate Ruler) ¹⁴	–	–	–	–
Tough Bed™ Spray-In Bedliner (incl. Tailgate Ruler)	–	–	–	–
12V Socket in Bedliner	–	–	–	–
Box Top Protective Capping with Load Box Access Caps ¹⁴	–	–	S	S
Aluminum Tie Down Rails ¹⁴	–	–	–	–
Inner Tie Downs	–	–	S	S
Cargo Management System	–	–	–	–
Load Rest ¹⁴	–	–	S	S
Load Box Illumination	–	–	S	S
Tailgate Cargo Clamps	–	–	S	S
Tailgate Cupholders	–	–	S	S
Power Tailgate Lock	–	–	–	–
Tailgate with Lift Assistance	–	–	S	S
Power Roller Shutter ¹⁴	–	–	–	–

S = Standard **O** = Factory Option that can be ordered before a vehicle is manufactured at an additional cost

P = Part of a Pack that can be ordered before a vehicle is manufactured at an additional cost **A** = Accessory fitted at Ford Dealer at an additional cost

Disclaimer:

¹². Vehicle dimensions are approximate and subject to individual vehicle variances, and should be confirmed before fitting any accessories or otherwise relying on this value. All Pick-up box dimensions take into account the Drop-In or Spray-In Bedliner where standard. ¹³. Zone Lighting will not operate if battery charge is insufficient. The length of time that Zone Lighting will operate depends on the battery charge, the types of lights fitted to the vehicle (LED or Bulb) and other electrical loads connected to the vehicle. The system will automatically turn off after a period of time to preserve the battery's engine starting performance.

¹⁴. Load Rest (XL/XLS), Sports Bar (XLT/Sport), Sports Hoop/Sailplane, Aluminum Tie Down Rails and Power Roller Shutter (Wildtrak) and Box Top Protective Capping with Load Box Access Caps not available when Canopy option selected. Load Rest (XL/XLS) not included when Manual Roller Shutter option selected. Drop In Bedliner may be trimmed to accommodate mounting brackets.

4x4 | XL Ranger 2024.50MY Specifications

	XL	XL	XL	XL
	4x4 Double Cab Cab-Chassis	4x4 Double Cab Cab-Chassis	4x4 Double Cab Pick-up	4x4 Double Cab Pick-up
Engine	2.0L Single Turbo	2.0L Bi -Turbo	2.0L Single Turbo	2.0L Bi -Turbo
Interior, Seating and Door Trim				
Leather Wrapped Steering Wheel & Gear Knob	–	–	–	–
Steering Wheel Reach & Height Adjust	S	S	S	S
Electric Parking Brake	–	–	–	–
e-Shifter	–	–	–	–
Seating Capacity	5	5	5	5
Heated Seats - Front Driver & Passenger	–	–	–	–
Seat Material - Cloth	S	S	S	S
Seat Material - Premium Cloth	–	–	–	–
Seat Material - Leather Accented (excluding 2nd row middle seat) ¹⁵	–	–	–	–
Driver Seat - 8-Way Manual	S	S	S	S
Driver Seat - 8-Way Power	–	–	–	–
Front Passenger Seat - 4-Way Manual	S	S	S	S
Front Passenger Seat - 6-Way Manual	–	–	–	–
Front Passenger Seat - 8-Way Power	–	–	–	–
Driver & Front Passenger Seat 10-Way Power	–	–	–	–
Child Seat Upper Anchorage Points (x 2)	S	S	S	S
Child Seat ISOFIX Anchorage Points (x 2)	S	S	S	S
Floor Covering - Vinyl	S	S	S	S
Floor Covering - Carpet	–	–	–	–
Floor Mats - Driver	–	–	–	–
Floor Mats - Driver & Front Passenger	–	–	–	–
Comfort and Convenience				
Ambient Lighting	–	–	–	–
Auxiliary Switch Bank	–	–	–	–
Centre Console with Single Lid and 2 Cup Holders	S	S	S	S
Instrument Panel Cup Holders	–	–	–	–
Charging				
- Auxiliary 12V Power Outlet - Centre Console Bin	S	S	S	S
- Auxiliary 12V Power Outlet - Rear of Centre Console	S	S	S	S
- USB Ports	3	3	3	3
- Wireless Charging ¹⁶	–	–	–	–
- 12V Socket in Bedliner	–	–	–	–
Climate Control - Single-Zone Manual	S	S	S	S
Climate Control - Dual-Zone	–	–	–	–
Rear Air Vent Registers	–	–	–	–
Auto Headlamp On-Off	S	S	S	S
Auto High Beam	–	–	–	–
Front Power Windows	S	S	S	S
Rear Power Windows	S	S	S	S

4x4 | XL Ranger 2024.50MY Specifications

	XL	XL	XL	XL
	4x4 Double Cab Cab-Chassis	4x4 Double Cab Cab-Chassis	4x4 Double Cab Pick-up	4x4 Double Cab Pick-up
Engine	2.0L Single Turbo	2.0L Bi -Turbo	2.0L Single Turbo	2.0L Bi -Turbo
Comfort and Convenience continues				
Privacy Glass	–	–	–	–
Rain Sensing Windscreen Wipers	–	–	–	–
Rear Window Defrost	S	S	S	S
Electrochromatic Rear View Mirror	–	–	–	–
Underseat Stowage	S	S	S	S
Audio and Communication				
Embedded Modem	S	S	S	S
FordPass Connect ¹⁷	S	S	S	S
Colour Digital Instrument Cluster with Configurable Display - 8-inch	S	S	S	S
Colour Digital Instrument Cluster with Configurable Display - 12.4-inch	–	–	–	–
Colour Multi-Function Touch Screen Display - 10.1-inch	S	S	S	S
Colour Multi-Function Touch Screen Display - 12-inch	–	–	–	–
Speakers	4	4	4	4
B&O Premium Audio System (10 Speakers) ¹⁸	–	–	–	–
Digital Audio (DAB+)	–	–	–	–
Bluetooth® with Phone / Audio Streaming ¹⁹	S	S	S	S
Built-In Satellite Navigation with one year of Connected Navigation Services included ²⁰	–	–	–	–
SYNC® 4A ²¹	S	S	S	S
SYNC® 4A with Voice-Activated Controls ²¹	–	–	–	–
Steering Wheel Audio/Function Control	S	S	S	S
Wireless Apple CarPlay™ & Android Auto™ ²²	S	S	S	S

S = Standard **O** = Factory Option that can be ordered before a vehicle is manufactured at an additional cost

P = Part of a Pack that can be ordered before a vehicle is manufactured at an additional cost **A** = Accessory fitted at Ford Dealer at an additional cost

Disclaimer:

¹⁵. Leather accented refers to seats with a combination of real and artificial leather. No leather in 2nd row middle seat. ¹⁶. Wireless Charging only available with compatible phones. ¹⁷. Use of FordPass is subject to the FordPass Terms and Privacy Policy available on ford.com.au/fordpass and requires a compatible mobile device, internet access and software (including software updates from time to time). FordPass functionality and appearance may change over time due to software updates. You are responsible for internet access, mobile network data and voice call services required for your use of the FordPass App on your mobile device, including associated fees. The FordPass App and FordPass Connect modem can only work when both are connected to the telecommunications network. The FordPass Connect modem will only function on the 3G or 4G telecommunications networks. When these networks are no longer available, the modem will stop functioning and the connected services and all data transmission via the modem will cease. Ford cannot guarantee that FordPass will be in fully operating condition at all times and the FordPass App may be unavailable or particular FordPass services interrupted. Ford is not responsible for any limitations or restrictions of the telecommunications network or of your mobile device. Warning: Local laws prohibit some phone functions while driving. Check your local road rules before using these functions. Use Remote Vehicle Start and Stop responsibly and only in well ventilated areas where you are aware of your vehicle's surroundings. ¹⁸. BANG & OLUFSEN© 2023 and B&O© 2023. BANG & OLUFSEN™ and B&O™ are registered trademarks of Bang & Olufsen Group. Licensed by Harman Becker Automotive System Manufacturing Kft. All rights reserved. ¹⁹. Bluetooth® is a registered trademark of Bluetooth SIG, Inc. and is under license. Some phones not compatible. ²⁰. Eligible vehicles receive Connected Navigation Services for 1 year from the Ford Express New Vehicle Warranty start date, after which time the Connected Navigation Services may cease to be available, or may be subject to a subscription fee. To use Connected Navigation Services, users must have created a FordPass App account (terms apply), have fully activated the vehicle's FordPass Connect modem and have SYNC Location set to 'on'. ²¹. Don't drive distracted. Use voice operated systems where possible and don't use handheld devices while driving. Some features may be locked out while the vehicle is in gear. Not all SYNC features are compatible with all phones. SYNC screen appearance and functionality may change over time due to software updates. ²². Apple CarPlay / Android Auto requires phone with compatible version of Apple iOS / Android™ (as applicable), active data service, and connection cable (sold separately). SYNC® does not control Apple CarPlay / Android Auto while in use. Apple / Google and other third parties are responsible for their respective functionality. Message and data rates may apply. Apple CarPlay, Siri Eyes Free, iPod and iPhone are trademarks of Apple Inc. registered in the US and other countries. Android Auto and Google Maps are trademarks of Google Inc. Ford Applink® is available on selected SYNC® models and is compatible with select smartphone platforms. Warning: Local laws prohibit some phone functions while driving. Check your local road rules before using these functions.

4x4 | XL Ranger 2024.50MY Specifications

	XL	XL	XL	XL
	4x4 Double Cab Cab-Chassis	4x4 Double Cab Cab-Chassis	4x4 Double Cab Pick-up	4x4 Double Cab Pick-up
Engine	2.0L Single Turbo	2.0L Bi -Turbo	2.0L Single Turbo	2.0L Bi -Turbo
Safety and Security				
Perimeter Alarm System	–	–	–	–
Airbags x 9 - Front, Side, Knee & Full Length Curtain (Driver & Passenger) & Far Side Driver Front Airbag	S	S	S	S
3 Point Lap Sash Seat Belt - All Positions	S	S	S	S
Child Proof Rear Door Locks	S	S	S	S
Emergency Assistance ²³	S	S	S	S
Power Door Locks	S	S	S	S
Smart Keyless Entry with Push Button Start	–	–	–	–
Driver Assistance				
Active Park Assist 2.0 ²⁴	–	–	–	–
Adaptive Cruise Control ²⁴	S	S	S	S
Intelligent Adaptive Cruise Control with Stop & Go, Traffic Sign Recognition and Lane Centring ²⁵	–	–	–	–
Intelligent Speed Assist ²⁶	S	S	S	S
Blind Spot Monitoring with Cross Traffic Alert ²⁴	–	–	S	S
Blind Spot Monitoring with Cross Traffic Alert and Trailer Coverage ²⁷	–	–	P	P
Dynamic Stability Control (DSC) incorporating ABS, Electronic Brakeforce Distribution, Emergency Brake Assist, Hill Start Assist, Load Adaptive Control, Roll Over Mitigation, Traction Control & Trailer Sway Control ²⁴	S	S	S	S
Evasive Steer Assist ²⁴	S	S	S	S
Lane Keeping Aid with Road Edge Detection and Driver Alert System ²⁸	S	S	S	S
Post Impact Braking ²⁴	S	S	S	S
Pre-Collision Assist with Autonomous Emergency Braking (AEB) ²⁹	S	S	S	S
Reverse Brake Assist ³⁰	–	–	S	S
Parking Sensors - Front ²⁴	–	–	–	–
Parking Sensors - Rear ²⁴	–	–	S	S
Rear View Camera - Analogue ³¹	S	S	–	–
Rear View Camera - Integrated Digital ²⁴	–	–	S	S
360-Degree Camera ²⁴	–	–	–	–
Traffic Sign Recognition ³²	S	S	S	S
Tyre Pressure Monitoring System	–	–	–	–
Towing				
Maximum Braked Towing Capacity (kg) ³³	3,500	3,500	3,500	3,500
Pro Trailer Back-up Assist™ ²⁴	–	–	–	–
Tow Bar with Integrated Trailer Brake Controller ³⁴	O	O	O	O
Trailer Light Check ³⁵	P	P	P	P
Towing Vehicle Integration with Towing Checklist	S	S	S	S
Tow Haul Mode (part of Selectable Drive Modes ²⁴)	–	–	–	–

4x4 | XL Ranger 2024.50MY Specifications

	XL	XL	XL	XL
	4x4 Double Cab Cab-Chassis	4x4 Double Cab Cab-Chassis	4x4 Double Cab Pick-up	4x4 Double Cab Pick-up
Engine	2.0L Single Turbo	2.0L Bi -Turbo	2.0L Single Turbo	2.0L Bi -Turbo
Off-Road				
Off-Road Screen ²⁴	–	–	–	–
Hill Descent Control ²⁴	S	S	S	S
Locking Rear Differential	S	S	S	S
Front Recovery Hook	1	1	1	1
Rear Recovery Hook	–	–	–	–
Ford Factory Fitted Options				
Commercial Canopy ³⁶	–	–	O	O
Manual Roller Shutter ³⁷	–	–	O	O
Stylish Canopy (Dual Lift) ³⁶	–	–	O	O
Stylish Canopy (Lift and Slide) ³⁶	–	–	O	O
17" Steel Wheels with All Terrain Tyres with 17" Steel Spare Wheel	O	O	O	O
Additional XL Wheel Centre Cap Pack to Suit Wheel Nut Indicator Fitment	O	O	O	O
Towing Pack - Tow Bar with Integrated Trailer Brake Controller ³⁴ and Trailer Light Check ³⁵	O	O	O	O
Blind Spot Monitoring Trailer Coverage ²⁷	–	–	O	O
Prestige Paint	O	O	O	O

S = Standard **O** = Factory Option that can be ordered before a vehicle is manufactured at an additional cost

P = Part of a Pack that can be ordered before a vehicle is manufactured at an additional cost **A** = Accessory fitted at Ford Dealer at an additional cost

Disclaimer:

23. Emergency Assistance feature needs a paired and in range mobile phone. Can activate in the event of a crash which deploys an airbag or activates the fuel pump shut off. **24.** Driver-assist features are supplemental and do not replace the driver's attention, judgment and need to control the vehicle. May not operate at certain speeds, or in certain driving, road or weather conditions. See Owner's Manual for more information. **25.** Driver-assist features are supplemental and do not replace the driver's attention, judgment and need to control the vehicle. May not operate at certain speeds, or in certain driving, road or weather conditions. Intelligent Adaptive Cruise Control (iACC) uses various data to adjust the set speed of the vehicle to the speed limit detected by the system. The iACC system will not always detect the correct speed limit and may set a vehicle speed that is above or below the actual speed limit. If the system does this, it can be overridden by the driver applying the brake or accelerator or via steering wheel controls. In some circumstances, iACC will use map data to set the vehicle speed. Ford recommends keeping map data updated by fully activating the vehicle's FordPass Connect modem and enabling Connected Navigation Services. Connected Navigation Services are included for 1 year from the Ford Express New Vehicle Warranty start date and available ongoing subject to payment of a subscription fee. Adaptive Cruise Control and Lane Centring has a minimum operating speed of 20km/hr. Detection of lower speed limit will result in system entering standby when iACC is active. The Stop and Go functionality of this system operates as low as 0km/hr in traffic jam situations. Lane Centring feature should be disabled via the Driver Assistance menu in SYNC before towing. Customers should read the Owner's Manual for details of the limitations of the iACC system before activating. Speed Sign Recognition will not always detect the correct speed limit and may display a speed that is above or below the actual speed limit. On Ranger models with Satellite Navigation, in some circumstances, Speed Sign Recognition will use map data to display the speed limit on the digital instrument cluster. Ford recommends keeping map data updated by fully activating the vehicle's FordPass Connect modem and enabling Connected Navigation Services. Connected Navigation Services are included for 1 year from the Ford Express New Vehicle Warranty start date and available ongoing subject to payment of a subscription fee. **26.** Driver-assist features are supplemental and do not replace the driver's attention, judgment and need to control the vehicle. May not operate at certain speeds, or in certain driving, road or weather conditions. Intelligent Speed Assist (ISA) uses various data to limit the set speed of the vehicle to the speed limit detected by the system. The ISA system will not always detect the correct speed limit and may limit a vehicle speed above or below the actual speed limit. ISA can be temporarily overridden by the driver firmly pressing the accelerator. Customers should read the Owner's Manual for details of the limitations of the ISA system before activating. On Ranger models with Satellite Navigation, in some circumstances, ISA will use map data to limit the vehicle speed. Ford recommends keeping map data updated by fully activating the vehicle's FordPass Connect modem and enabling Connected Navigation Services. Connected Navigation Services are included for 1 year from the Ford Express New Vehicle Warranty start date and available ongoing subject to payment of a subscription fee. **27.** Driver-assist features are supplemental and do not replace the driver's attention, judgment and need to control the vehicle. May not operate at certain speeds, or in certain driving, road or weather conditions. See Owner's Manual for more information. Trailer Coverage system (requires a genuine factory fit tow bar) supports conventional trailer dimensions: up to 2.4m wide (measured at trailer front) and up to 10m long from the rear of your vehicle. Drivers will need to create a profile of their trailers in SYNC to support this system. **28.** Driver-assist features are supplemental and do not replace the driver's attention, judgment and need to control the vehicle. May not operate at certain speeds, or in certain driving, road or weather conditions. See Owner's Manual for more information. Road Edge Detection designed for use on rural roads at speeds of 65 – 110km/h. The feature does not detect every edge and does require a level of contrast between the road surface and the edge. **29.** Driver-assist features are supplemental and do not replace the driver's attention, judgment and need to control the vehicle. May not operate at certain speeds, or in certain driving, road or weather conditions. See Owner's Manual for more information. Pre-collision Assist with Automatic Emergency Braking detects pedestrians, but not in all conditions, and can help avoid or reduce a collision. It does not replace safe driving. See Owner's Manual for Limitations. **30.** Driver-assist features are supplemental and do not replace the driver's attention, judgement and need to control the vehicle. May not operate at certain speeds, or in certain driving, road or weather conditions. Please see Owner's Manual for more information. Reverse Brake Assist functions when in reverse and travelling at a speed of 2-12 km/h. **31.** Analogue Rear View Camera is provided and will need to be fitted to the vehicle by a body builder. Driver-assist features are supplemental and do not replace the driver's attention, judgment and need to control the vehicle. May not operate at certain speeds, or in certain driving, road or weather conditions. See Owner's Manual for more information. **32.** Driver-assist features are supplemental and do not replace the driver's attention, judgment and need to control the vehicle. May not operate at certain speeds, or in certain driving, road or weather conditions. See Owner's Manual for more information. Speed Sign Recognition will not always detect the correct speed limit and may display a speed that is above or below the actual speed limit. On Ranger models with Satellite Navigation, in some circumstances Speed Sign Recognition will use map data to display the speed limit on the digital instrument cluster. Ford recommends keeping map data updated by fully activating the vehicle's FordPass Connect modem and enabling Connected Navigation Services. Connected Navigation Services are included for 1 year from the Ford Express New Vehicle Warranty start date and available ongoing subject to payment of a subscription fee. **33.** Maximum towing capacity-braked using a Genuine Ford tow pack. Subject to State and Territory regulations. To comply with these limits, occupants and / or luggage may need to be restricted to not exceed the GCM and GVM limits. For further details regarding passenger and luggage restrictions, please consult your authorised Ford Dealer and / or refer to the Owner's Manual. **34.** Drivers will need to create a profile of their trailers in SYNC to support the Trailer Brake Controller and must set the gain on the Brake Controller unit. **35.** Trailer Light Check requires a Genuine Ford Tow Bar to be fitted and can be used via SYNC, or via FordPass app as a Connected Service. Where used via the app as a Connected Service, eligible vehicles receive 1 year of service from the Ford Express New Vehicle Warranty start date after which time, the Connected Service may cease to be available, or may be subject to a subscription fee. Users must have created a FordPass App account (terms apply) and have fully activated the vehicle's FordPass Connect modem to use this feature via the app. **36.** Load Rest (XL/XLS), Sports Bar (XLT/Sport), Sports Hoop/Sailplane, Aluminum Tie Down Rails and Power Roller Shutter (Wildtrak) and Box Top Protective Capping with Load Box Access Caps not available when Canopy option selected. Drop In Bedliner may be trimmed to accommodate mounting brackets. **37.** Load Rest (XL/XLS) not included when Manual Roller Shutter option selected. Drop In Bedliner may be trimmed to accommodate mounting brackets.

4x4 | XLS, XLT Ranger 2024.50MY Specifications

	XLS	XLT	XLT	XLT
	4x4 Double Cab Pick-up	4x4 Double Cab Pick-up	4x4 Double Cab Pick-up	4x4 Double Cab Cab-Chassis
Engine	2.0L Bi -Turbo	2.0L Bi -Turbo	3.0L V6 Turbo-Diesel	3.0L V6 Turbo-Diesel
Maximum Power	154kW @ 3,750rpm	154kW @ 3,750rpm	184kW @ 3,250rpm	184kW @ 3,250rpm
Maximum Torque	500Nm @ 1,750-2,000rpm	500Nm @ 1,750-2,000rpm	600Nm @ 1,750-2,250rpm	600Nm @ 1,750-2,250rpm
Transmissions				
6-speed automatic transmission	–	–	–	–
10-speed automatic transmission	S	S	S	S
Driveline				
RWD	–	–	–	–
Part-time 4x4	S	S	–	–
Full-time 4WD	–	–	S	S
Selectable Drive Modes ¹				
- Normal	S	S	S	S
- Eco	S	S	S	S
- Tow / Haul	S	S	S	S
- Slippery	S	S	S	S
- Mud / Ruts ²	–	–	–	–
- Sand ³	–	–	–	–
- Sport	–	–	–	–
- Baja ⁴	–	–	–	–
- Rock Crawl ⁵	–	–	–	–
Fuel				
Combined Fuel Economy (L/100km)(Auto) ⁶	7.2	7.2	8.4	8.4
CO ₂ Emissions (g/km)(Auto) ⁶	189	189	222	222
Fuel Tank Capacity (L)	80	80	80	80
Fuel Type	Diesel	Diesel	Diesel	Diesel
Vehicle Masses (kg)				
Gross Combined Mass ⁷	6350	6350	6400	6400
Gross Vehicle Mass ⁷	3230	3230	3280	3280
Front Gross Axle Weight Rating ⁷	1450	1450	1490	1490
Rear Gross Axle Weight Rating ⁷	1959	1959	1959	1959
Kerb Weight ⁷	2247	2276	2332	2130
Payload (based on Kerb Weight) ⁷	983	954	948	1150
Minimum Kerb Weight ⁷	2172	2175	2233	2097
Payload (based on Min Kerb Weight) ⁷	1058	1055	1047	1183
Tare Weight ⁷	2183	2212	2268	2066

4x4 | XLS, XLT Ranger 2024.50MY Specifications

	XLS	XLT	XLT	XLT
	4x4 Double Cab Pick-up	4x4 Double Cab Pick-up	4x4 Double Cab Pick-up	4x4 Double Cab Cab-Chassis
Engine	2.0L Bi -Turbo	2.0L Bi -Turbo	3.0L V6 Turbo-Diesel	3.0L V6 Turbo-Diesel
Pick-up Box Dimensions ^a (mm)				
Height - at centreline of axle	529	525	525	–
Height - floor height to ground	816	831	831	–
Length - at floor	1547	1464	1464	–
Length - top of box	1471	1468	1468	–
Width - between wheelhouses	1224	1217	1217	–
Width - pick-up box	1584	1520	1520	–
Width - rear opening	1413	1393	1393	–
Exterior Dimensions ^a (mm)				
Length - with rear bumper (where fitted) without tow receiver ⁹	5370	5370	5370	5225
Length - with rear bumper (where fitted) with tow receiver ⁹	5406	5406	5406	5406
Width - exterior mirrors extended	2208	2208	2208	2208
Width - exterior mirrors folded	2015	2015	2015	2015
Width - excluding mirrors	1918	1918	1918	1910
Height - to top of antenna base	1875	1886	1886	1886
Overhang - front	865	865	865	865
Overhang - rear	1215	1215	1215	1070
Track - front and rear	1620	1620	1620	1620
Wheelbase	3270	3270	3270	3270
Ground Clearance (unladen)	224	234	234	234
Wading Depth ¹⁰	800	800	800	800
Approach Angle (unladen, degrees)	29	30	30	30
Departure Angle (unladen, degrees) ¹¹	25	23	23	23
Ramp Breakover Angle (degrees)	20	21	21	21
Turning Circle (meters)	12.9	12.9	12.9	12.9

S = Standard O = Factory Option that can be ordered before a vehicle is manufactured at an additional cost

P = Part of a Pack that can be ordered before a vehicle is manufactured at an additional cost A = Accessory fitted at Ford Dealer at an additional cost

Some features may be impacted by the removal of the standard load box fitted to the vehicle.

Disclaimer:

1. Driver-assist features are supplemental and do not replace the driver's attention, judgment and need to control the vehicle. May not operate at certain speeds, or in certain driving, road or weather conditions. See Owner's Manual for more information. 2. Mud/Rut Mode intended for off-road use only. 3. Sand Mode intended for off-road use only. 4. Baja Mode intended for off-road use only. 5. Rock Crawl Mode intended for off-road use only. 6. Fuel consumption and emissions as per ADR 81/02 (combined cycle) and to be used for vehicle comparison purposes only. It is unlikely that these fuel consumption and emissions figures will be achieved in real world driving conditions. Actual fuel consumption and emissions will depend on many factors including the driver's habits, prevailing conditions and the vehicle's equipment, options and accessories, condition and use. 7. Subject to State and Territory regulations. Kerb Weight includes the vehicle with a full tank of fuel, without occupants, luggage or cargo and with the heaviest possible combination of factory fitted optional equipment included. Minimum Kerb Weight includes the vehicle with a full tank of fuel, without occupants, luggage or cargo and with the lightest possible orderable combination of factory fit equipment. Tare Weight includes the vehicle with 10L of fuel, without occupants, luggage or cargo and with the heaviest possible combination of factory fitted optional equipment included. All payloads are calculated by deducting either the vehicle's Kerb Weight, Minimum Kerb Weight or Tare Weight from its Gross Vehicle Mass (GVM). Payload (based on Kerb Weight) is the maximum combined value of occupants, cargo, added accessories, added structures and tow ball download (when towing). Ranger Raptor payload is calculated by deducting the vehicle's Tare Weight from its Gross Vehicle Mass (GVM). All Chassis Cab payloads, kerb and tare weights exclude weights of tray bodies. Vehicle weights are approximate and subject to individual variances. Vehicles should be weighed before and after adding additional load, accessories or towing a trailer to ensure the maximum Gross Vehicle Mass (GVM), Gross Combined Mass (GCM) and Gross Axle Weight Ratings are not exceeded. 8. Vehicle dimensions are approximate and subject to individual vehicle variances, and should be confirmed before fitting any accessories or otherwise relying on this value. All Pick-up box dimensions take into account the Drop-In or Spray-In Bedliner where standard. 9. Vehicle length measured from front license plate bracket. 10. 800mm Water Wading achieved when maintaining a steady speed of 7 km/h. 11. Inclusive of tow bar where standard.

4x4 | XLS, XLT Ranger 2024.50MY Specifications

	XLS	XLT	XLT	XLT
	4x4 Double Cab Pick-up	4x4 Double Cab Pick-up	4x4 Double Cab Pick-up	4x4 Double Cab Cab-Chassis
Engine	2.0L Bi -Turbo	2.0L Bi -Turbo	3.0L V6 Turbo-Diesel	3.0L V6 Turbo-Diesel
Interior Dimensions¹² (mm)				
2nd Row Headroom	989	989	989	989
2nd Row Legroom	879	879	879	879
2nd Row Shoulder Room	1440	1440	1440	1440
Front Headroom	1024	1024	1024	1024
Front Legroom	1057	1057	1057	1057
Front Shoulder Room	1450	1450	1450	1450
Chassis & Suspension				
Front Disc / Rear Drum brakes	S	–	–	–
Front and rear vented discs with electronic Brake Booster	–	S	S	S
Electrical Power Assisted Steering	S	S	S	S
Heavy Duty Suspension	–	–	–	–
Locking Rear Differential	S	S	S	S
Wheels				
16" Steel with All Season Tyres	–	–	–	–
16" Alloy with All Season Tyres	S	–	–	–
17" Alloy with All Season Tyres	–	S	S	S
17" Alloy with All Terrain BF Goodrich KO2 Tyres	–	–	–	–
18" Alloy with All Season Tyres	–	–	–	–
18" Alloy with All Terrain Tyres	–	–	–	–
Spare Wheel - 16" Steel	S	–	–	–
Spare Wheel - 17" Steel	–	S	S	S
Spare Wheel - 17" Alloy	–	–	–	–
Spare Wheel - 18" Alloy	–	–	–	–
LT285/70R17 BF Goodrich KO2 High Performance All Terrain tyres	–	–	–	–
Exterior Lighting				
Headlamps - Halogen	S	–	–	–
Headlamps - LED	–	S	S	S
Headlamps - Matrix LED with Auto Leveling & Dynamic Bending	–	–	–	–
Daytime Running Lamps - Halogen	S	–	–	–
Daytime Running Lamps - LED	–	S	S	S
Front Fog Lamps - Halogen	S	S	–	–
Front Fog Lamps - LED	–	–	S	S
Taillamps - Halogen	–	–	–	S
Taillamps - LED	S	S	S	–
Tailgate Mounted Stop Light	S	S	S	–
Zone Lighting ¹³	–	P	P	–

4x4 | XLS, XLT Ranger 2024.50MY Specifications

	XLS	XLT	XLT	XLT
	4x4 Double Cab Pick-up	4x4 Double Cab Pick-up	4x4 Double Cab Pick-up	4x4 Double Cab Cab-Chassis
Engine	2.0L Bi -Turbo	2.0L Bi -Turbo	3.0L V6 Turbo-Diesel	3.0L V6 Turbo-Diesel
Exterior				
Exterior Mirrors - Power Adjustable	S	S	S	S
Exterior Mirrors - Power Folding	S	S	S	S
Exterior Mirrors - Puddle Lamps	–	P	P	–
Steel Underbody Protection	S	S	S	S
Side Steps	S	S	S	S
Rear Box Step	S	S	S	–
Roof Rails	–	–	–	–
Sports Bar ¹⁴	–	S	S	–
Sports Hoop/Sailplane ¹⁴	–	–	–	–
Load Box Elements				
Tailgate Ruler	S	–	–	–
Drop In Bedliner (without Tailgate Ruler) ¹⁴	–	S	S	–
Tough Bed™ Spray-In Bedliner (incl. Tailgate Ruler)	–	–	–	–
12V Socket in Bedliner	–	S	S	–
Box Top Protective Capping with Load Box Access Caps ¹⁴	S	S	S	–
Aluminum Tie Down Rails ¹⁴	–	–	–	–
Inner Tie Downs	S	S	S	–
Cargo Management System	–	P	P	–
Load Rest ¹⁴	S	–	–	–
Load Box Illumination	S	S	S	–
Tailgate Cargo Clamps	S	S	S	–
Tailgate Cupholders	S	S	S	–
Power Tailgate Lock	S	S	S	–
Tailgate with Lift Assistance	S	S	S	–
Power Roller Shutter ¹⁴	–	–	–	–

S = Standard **O** = Factory Option that can be ordered before a vehicle is manufactured at an additional cost

P = Part of a Pack that can be ordered before a vehicle is manufactured at an additional cost **A** = Accessory fitted at Ford Dealer at an additional cost

Disclaimer:

¹². Vehicle dimensions are approximate and subject to individual vehicle variances, and should be confirmed before fitting any accessories or otherwise relying on this value. All Pick-up box dimensions take into account the Drop-In or Spray-In Bedliner where standard. ¹³. Zone Lighting will not operate if battery charge is insufficient. The length of time that Zone Lighting will operate depends on the battery charge, the types of lights fitted to the vehicle (LED or Bulb) and other electrical loads connected to the vehicle. The system will automatically turn off after a period of time to preserve the battery's engine starting performance.

¹⁴. Load Rest (XL/XLS), Sports Bar (XLT/Sport), Sports Hoop/Sailplane, Aluminum Tie Down Rails and Power Roller Shutter (Wildtrak) and Box Top Protective Capping with Load Box Access Caps not available when Canopy option selected. Load Rest (XL/XLS) not included when Manual Roller Shutter option selected. Drop In Bedliner may be trimmed to accommodate mounting brackets.

4x4 | XLS, XLT Ranger 2024.50MY Specifications

	XLS	XLT	XLT	XLT
	4x4 Double Cab Pick-up	4x4 Double Cab Pick-up	4x4 Double Cab Pick-up	4x4 Double Cab Cab-Chassis
Engine	2.0L Bi -Turbo	2.0L Bi -Turbo	3.0L V6 Turbo-Diesel	3.0L V6 Turbo-Diesel
Interior, Seating and Door Trim				
Leather Wrapped Steering Wheel & Gear Knob	–	S	S	S
Steering Wheel Reach & Height Adjust	S	S	S	S
Electric Parking Brake	–	S	S	S
e-Shifter	–	–	S	S
Seating Capacity	5	5	5	5
Heated Seats - Front Driver & Passenger	–	–	–	–
Seat Material - Cloth	S	–	–	–
Seat Material - Premium Cloth	–	S	S	S
Seat Material - Leather Accented (excluding 2nd row middle seat) ¹⁵	–	–	–	–
Driver Seat - 8-Way Manual	S	S	S	S
Driver Seat - 8-Way Power	–	–	–	–
Front Passenger Seat - 4-Way Manual	S	S	S	S
Front Passenger Seat - 6-Way Manual	–	–	–	–
Front Passenger Seat - 8-Way Power	–	–	–	–
Driver & Front Passenger Seat 10-Way Power	–	–	–	–
Child Seat Upper Anchorage Points (x 2)	S	S	S	S
Child Seat ISOFIX Anchorage Points (x 2)	S	S	S	S
Floor Covering - Vinyl	–	–	–	–
Floor Covering - Carpet	S	S	S	S
Floor Mats - Driver	S	S	S	S
Floor Mats - Driver & Front Passenger	–	–	–	–
Comfort and Convenience				
Ambient Lighting	–	–	–	–
Auxiliary Switch Bank	–	P	P	O
Centre Console with Single Lid and 2 Cup Holders	S	S	S	S
Instrument Panel Cup Holders	–	–	–	–
Charging				
- Auxiliary 12V Power Outlet - Centre Console Bin	S	S	S	S
- Auxiliary 12V Power Outlet - Rear of Centre Console	S	S	S	S
- USB Ports	3	3	3	3
- Wireless Charging ¹⁶	–	–	–	–
- 12V Socket in Bedliner	–	S	S	–
Climate Control - Single-Zone Manual	–	–	–	–
Climate Control - Dual-Zone	S	S	S	S
Rear Air Vent Registers	S	S	S	S
Auto Headlamp On-Off	S	S	S	S
Auto High Beam	–	–	–	–
Front Power Windows	S	S	S	S

4x4 | XLS, XLT Ranger 2024.50MY Specifications

	XLS	XLT	XLT	XLT
	4x4 Double Cab Pick-up	4x4 Double Cab Pick-up	4x4 Double Cab Pick-up	4x4 Double Cab Cab-Chassis
Engine	2.0L Bi -Turbo	2.0L Bi -Turbo	3.0L V6 Turbo-Diesel	3.0L V6 Turbo-Diesel
Comfort and Convenience continues				
Rear Power Windows	S	S	S	S
Privacy Glass	–	S	S	S
Rain Sensing Windscreen Wipers	–	S	S	S
Rear Window Defrost	S	S	S	S
Electrochromatic Rear View Mirror	–	S	S	S
Underseat Stowage	S	S	S	S
Audio and Communication				
Embedded Modem	S	S	S	S
FordPass Connect ¹⁷	S	S	S	S
Colour Digital Instrument Cluster with Configurable Display - 8-inch	S	S	S	S
Colour Digital Instrument Cluster with Configurable Display - 12.4-inch	–	–	–	–
Colour Multi-Function Touch Screen Display - 10.1-inch	S	S	S	S
Colour Multi-Function Touch Screen Display - 12-inch	–	–	–	–
Speakers	6	6	6	6
B&O Premium Audio System (10 Speakers) ¹⁸	–	–	–	–
Digital Audio (DAB+)	S	S	S	S
Bluetooth® with Phone / Audio Streaming ¹⁹	S	S	S	S
Built-In Satellite Navigation with one year of Connected Navigation Services included ²⁰	S	S	S	S
SYNC®4A ²¹	–	–	–	–
SYNC®4A with Voice-Activated Controls ²¹	S	S	S	S
Steering Wheel Audio/Function Control	S	S	S	S
Wireless Apple CarPlay™ & Android Auto™ ²²	S	S	S	S

S = Standard **O** = Factory Option that can be ordered before a vehicle is manufactured at an additional cost

P = Part of a Pack that can be ordered before a vehicle is manufactured at an additional cost **A** = Accessory fitted at Ford Dealer at an additional cost

Disclaimer:

¹⁵. Leather accented refers to seats with a combination of real and artificial leather. No leather in 2nd row middle seat. ¹⁶. Wireless Charging only available with compatible phones. ¹⁷. Use of FordPass is subject to the FordPass Terms and Privacy Policy available on ford.com.au/fordpass and requires a compatible mobile device, internet access and software (including software updates from time to time). FordPass functionality and appearance may change over time due to software updates. You are responsible for internet access, mobile network data and voice call services required for your use of the FordPass App on your mobile device, including associated fees. The FordPass App and FordPass Connect modem can only work when both are connected to the telecommunications network. The FordPass Connect modem will only function on the 3G or 4G telecommunications networks. When these networks are no longer available, the modem will stop functioning and the connected services and all data transmission via the modem will cease. Ford cannot guarantee that FordPass will be in fully operating condition at all times and the FordPass App may be unavailable or particular FordPass services interrupted. Ford is not responsible for any limitations or restrictions of the telecommunications network or of your mobile device. Warning: Local laws prohibit some phone functions while driving. Check your local road rules before using these functions. Use Remote Vehicle Start and Stop responsibly and only in well ventilated areas where you are aware of your vehicle's surroundings. ¹⁸. BANG & OLUFSEN© 2023 and B&O© 2023. BANG & OLUFSEN™ and B&O™ are registered trademarks of Bang & Olufsen Group. Licensed by Harman Becker Automotive System Manufacturing Kft. All rights reserved. ¹⁹. Bluetooth® is a registered trademark of Bluetooth SIG, Inc. and is under license. Some phones not compatible. ²⁰. Eligible vehicles receive Connected Navigation Services for 1 year from the Ford Express New Vehicle Warranty start date, after which time the Connected Navigation Services may cease to be available, or may be subject to a subscription fee. To use Connected Navigation Services, users must have created a FordPass App account (terms apply), have fully activated the vehicle's FordPass Connect modem and have SYNC Location set to 'on'. ²¹. Don't drive distracted. Use voice operated systems where possible and don't use handheld devices while driving. Some features may be locked out while the vehicle is in gear. Not all SYNC features are compatible with all phones. SYNC screen appearance and functionality may change over time due to software updates. ²². Apple CarPlay / Android Auto requires phone with compatible version of Apple iOS / Android™ (as applicable), active data service, and connection cable (sold separately). SYNC® does not control Apple CarPlay / Android Auto while in use. Apple / Google and other third parties are responsible for their respective functionality. Message and data rates may apply. Apple CarPlay, Siri Eyes Free, iPod and iPhone are trademarks of Apple Inc. registered in the US and other countries. Android Auto and Google Maps are trademarks of Google Inc. Ford Applink® is available on selected SYNC® models and is compatible with select smartphone platforms. Warning: Local laws prohibit some phone functions while driving. Check your local road rules before using these functions

4x4 | XLS, XLT Ranger 2024.50MY Specifications

	XLS	XLT	XLT	XLT
	4x4 Double Cab Pick-up	4x4 Double Cab Pick-up	4x4 Double Cab Pick-up	4x4 Double Cab Cab-Chassis
Engine	2.0L Bi -Turbo	2.0L Bi -Turbo	3.0L V6 Turbo-Diesel	3.0L V6 Turbo-Diesel
Safety and Security				
Perimeter Alarm System	S	S	S	S
Airbags x 9 - Front, Side, Knee & Full Length Curtain (Driver & Passenger) & Far Side Driver Front Airbag	S	S	S	S
3 Point Lap Sash Seat Belt - All Positions	S	S	S	S
Child Proof Rear Door Locks	S	S	S	S
Emergency Assistance ²³	S	S	S	S
Power Door Locks	S	S	S	S
Smart Keyless Entry with Push Button Start	S	S	S	S
Driver Assistance				
Active Park Assist 2.0 ²⁴	–	–	–	–
Adaptive Cruise Control ²⁴	S	–	–	–
Intelligent Adaptive Cruise Control with Stop & Go, Traffic Sign Recognition and Lane Centring ²⁵	–	S	S	S
Intelligent Speed Assist ²⁶	S	S	S	S
Blind Spot Monitoring with Cross Traffic Alert ²⁴	–	–	–	–
Blind Spot Monitoring with Cross Traffic Alert and Trailer Coverage ²⁷	S	S	S	–
Dynamic Stability Control (DSC) incorporating ABS, Electronic Brakeforce Distribution, Emergency Brake Assist, Hill Start Assist, Load Adaptive Control, Roll Over Mitigation, Traction Control & Trailer Sway Control ²⁴	S	S	S	S
Evasive Steer Assist ²⁴	S	S	S	S
Lane Keeping Aid with Road Edge Detection and Driver Alert System ²⁸	S	S	S	S
Post Impact Braking ²⁴	S	S	S	S
Pre-Collision Assist with Autonomous Emergency Braking (AEB) ²⁹	S	S	S	S
Reverse Brake Assist ³⁰	S	S	S	–
Parking Sensors - Front ²⁴	S	S	S	–
Parking Sensors - Rear ²⁴	S	S	S	–
Rear View Camera - Analogue ³¹	–	–	–	S
Rear View Camera - Integrated Digital ²⁴	S	S	S	–
360-Degree Camera ²⁴	–	P	P	–
Traffic Sign Recognition ³²	S	S	S	S
Tyre Pressure Monitoring System	–	S	S	S
Towing				
Maximum Braked Towing Capacity (kg) ³³	3,500	3,500	3,500	3,500
Pro Trailer Back-up Assist™ ²⁴	–	P	P	–
Tow Bar with Integrated Trailer Brake Controller ³⁴	S	S	S	S
Trailer Light Check ³⁵	S	S	S	S
Towing Vehicle Integration with Towing Checklist	S	S	S	S
Tow Haul Mode (part of Selectable Drive Modes ²⁴)	S	S	S	S

4x4 | XLS, XLT Ranger 2024.50MY Specifications

	XLS	XLT	XLT	XLT
	4x4 Double Cab Pick-up	4x4 Double Cab Pick-up	4x4 Double Cab Pick-up	4x4 Double Cab Cab-Chassis
Engine	2.0L Bi -Turbo	2.0L Bi -Turbo	3.0L V6 Turbo-Diesel	3.0L V6 Turbo-Diesel
Off-Road				
Off-Road Screen	–	–	–	–
Hill Descent Control ²⁴	S	S	S	S
Locking Rear Differential	S	S	S	S
Front Recovery Hook	1	1	1	1
Rear Recovery Hook	–	–	–	–
Ford Factory Fitted Options				
Auxiliary Switch Bank	–	P	P	O
17" All Terrain Tyres	–	O	O	O
Manual Roller Shutter ³⁶	O	O	O	–
Commercial Canopy ³⁷	O	O	O	–
Stylish Canopy (Lift and Slide) ³⁷	O	O	O	–
Stylish Canopy (Dual Lift) ³⁷	O	O	O	–
Touring Pack - Cargo Management System, Auxiliary Switch Bank, 360 Camera, ²⁴ Puddle Lamps & Zone Lighting ³⁸	–	O	O	–
Pro Trailer Back-up Assist™ ²⁴	–	O	O	O
Prestige Paint	O	O	O	O

S = Standard **O** = Factory Option that can be ordered before a vehicle is manufactured at an additional cost

P = Part of a Pack that can be ordered before a vehicle is manufactured at an additional cost **A** = Accessory fitted at Ford Dealer at an additional cost

Disclaimer:

23. Emergency Assistance feature needs a paired and in range mobile phone. Can activate in the event of a crash which deploys an airbag or activates the fuel pump shut off. **24.** Driver-assist features are supplemental and do not replace the driver's attention, judgment and need to control the vehicle. May not operate at certain speeds, or in certain driving, road or weather conditions. See Owner's Manual for more information. **25.** Driver-assist features are supplemental and do not replace the driver's attention, judgment and need to control the vehicle. May not operate at certain speeds, or in certain driving, road or weather conditions. Intelligent Adaptive Cruise Control (iACC) uses various data to adjust the set speed of the vehicle to the speed limit detected by the system. The iACC system will not always detect the correct speed limit and may set a vehicle speed that is above or below the actual speed limit. If the system does this, it can be overridden by the driver applying the brake or accelerator or via steering wheel controls. In some circumstances, iACC will use map data to set the vehicle speed. Ford recommends keeping map data updated by fully activating the vehicle's FordPass Connect modem and enabling Connected Navigation Services. Connected Navigation Services are included for 1 year from the Ford Express New Vehicle Warranty start date and available ongoing subject to payment of a subscription fee. Adaptive Cruise Control and Lane Centring has a minimum operating speed of 20km/hr. Detection of lower speed limit will result in system entering standby when iACC is active. The Stop and Go functionality of this system operates as low as 0km/hr in traffic jam situations. Lane Centring feature should be disabled via the Driver Assistance menu in SYNC before towing. Customers should read the Owner's Manual for details of the limitations of the iACC system before activating. Speed Sign Recognition will not always detect the correct speed limit and may display a speed that is above or below the actual speed limit. On Ranger models with Satellite Navigation, in some circumstances, Speed Sign Recognition will use map data to display the speed limit on the digital instrument cluster. Ford recommends keeping map data updated by fully activating the vehicle's FordPass Connect modem and enabling Connected Navigation Services. Connected Navigation Services are included for 1 year from the Ford Express New Vehicle Warranty start date and available ongoing subject to payment of a subscription fee. **26.** Driver-assist features are supplemental and do not replace the driver's attention, judgment and need to control the vehicle. May not operate at certain speeds, or in certain driving, road or weather conditions. Intelligent Speed Assist (ISA) uses various data to limit the set speed of the vehicle to the speed limit detected by the system. The ISA system will not always detect the correct speed limit and may limit a vehicle speed above or below the actual speed limit. ISA can be temporarily overridden by the driver firmly pressing the accelerator. Customers should read the Owner's Manual for details of the limitations of the ISA system before activating. On Ranger models with Satellite Navigation, in some circumstances, ISA will use map data to limit the vehicle speed. Ford recommends keeping map data updated by fully activating the vehicle's FordPass Connect modem and enabling Connected Navigation Services. Connected Navigation Services are included for 1 year from the Ford Express New Vehicle Warranty start date and available ongoing subject to payment of a subscription fee. **27.** Driver-assist features are supplemental and do not replace the driver's attention, judgment and need to control the vehicle. May not operate at certain speeds, or in certain driving, road or weather conditions. Trailer Coverage system (requires a genuine factory fit tow bar) supports conventional trailer dimensions: up to 2.4m wide (measured at trailer front) and up to 10m long from the rear of your vehicle. Drivers will need to create a profile of their trailers in SYNC to support this system. **28.** Driver-assist features are supplemental and do not replace the driver's attention, judgment and need to control the vehicle. May not operate at certain speeds, or in certain driving, road or weather conditions. See Owner's Manual for more information. Road Edge Detection designed for use on rural roads at speeds of 65 – 110km/h. The feature does not detect every edge and does require a level of contrast between the road surface and the edge. **29.** Driver-assist features are supplemental and do not replace the driver's attention, judgment and need to control the vehicle. May not operate at certain speeds, or in certain driving, road or weather conditions. See Owner's Manual for more information. Pre-collision Assist with Automatic Emergency Braking detects pedestrians, but not in all conditions, and can help avoid or reduce a collision. It does not replace safe driving. See Owner's Manual for Limitations. **30.** Driver-assist features are supplemental and do not replace the driver's attention, judgement and need to control the vehicle. May not operate at certain speeds, or in certain driving, road or weather conditions. Please see Owner's Manual for more information. Reverse Brake Assist functions when in reverse and travelling at a speed of 2-12 km/h. **31.** Analogue Rear View Camera is provided and will need to be fitted to the vehicle by a body builder. Driver-assist features are supplemental and do not replace the driver's attention, judgment and need to control the vehicle. May not operate at certain speeds, or in certain driving, road or weather conditions. See Owner's Manual for more information. **32.** Driver-assist features are supplemental and do not replace the driver's attention, judgment and need to control the vehicle. May not operate at certain speeds, or in certain driving, road or weather conditions. See Owner's Manual for more information. Speed Sign Recognition will use map data to display the speed limit on the digital instrument cluster. Ford recommends keeping map data updated by fully activating the vehicle's FordPass Connect modem and enabling Connected Navigation Services. Connected Navigation Services are included for 1 year from the Ford Express New Vehicle Warranty start date and available ongoing subject to payment of a subscription fee. **33.** Maximum towing capacity- braked using a Genuine Ford tow pack. Subject to State and Territory regulations. To comply with these limits, occupants and / or luggage may need to be restricted to not exceed the GCM and GVM limits. For further details regarding passenger and luggage restrictions, please consult your authorised Ford Dealer and / or refer to the Owner's Manual. **34.** Drivers will need to create a profile of their trailers in SYNC to support the Trailer Brake Controller and must set the gain on the Brake Controller unit. **35.** Trailer Light Check requires a Genuine Ford Tow Bar to be fitted and can be used via SYNC, or via FordPass app as a Connected Service. Where used via the app as a Connected Service, eligible vehicles receive 1 year of service from the Ford Express New Vehicle Warranty start date after which time, the Connected Service may cease to be available, or may be subject to a subscription fee. Users must have created a FordPass App account (terms apply) and have fully activated the vehicle's FordPass Connect modem to use this feature via the app. **36.** Load Rest (XL/XLS) not included when Manual Roller Shutter option selected. Drop In Bedliner may be trimmed to accommodate mounting brackets. **37.** Load Rest (XL/XLS), Sports Bar (XLT/Sport), Sports Hoop/Sailplane, Aluminum Tie Down Rails and Power Roller Shutter (Wildtrak) and Box Top Protective Capping with Load Box Access Caps not available when Canopy option selected. Drop In Bedliner may be trimmed to accommodate mounting brackets. **38.** Zone Lighting will not operate if battery charge is insufficient. The length of time that Zone Lighting will operate depends on the battery charge, the types of lights fitted to the vehicle (LED or Bulb) and other electrical loads connected to the vehicle. The system will automatically turn off after a period of time to preserve the battery's engine starting performance.

4x4 | Sport, Wildtrak, Platinum, Raptor Ranger 2024.50MY Specifications

	Sport	Sport	Wildtrak	Wildtrak	Platinum	Raptor
	4x4 Double Cab Pick-up	4x4 Double Cab Pick-up	4x4 Double Cab Pick-up	4x4 Double Cab Pick-up	4x4 Double Cab Pick-up	4x4 Double Cab Pick-up
Engine	2.0L Bi -Turbo	3.0L V6 Turbo-Diesel	2.0L Bi -Turbo	3.0L V6 Turbo-Diesel	3.0L V6 Turbo-Diesel	3.0L V6 Twin-Turbo EcoBoost
Maximum Power	154kW @ 3,750rpm	184kW @ 3,250rpm	154kW @ 3,750rpm	184kW @ 3,250rpm	184kW @ 3,250rpm	292kW @ 5,650rpm ¹
Maximum Torque	500Nm @ 1,750-2,000rpm	600Nm @ 1,750-2,250rpm	500Nm @ 1,750-2,000rpm	600Nm @ 1,750-2,250rpm	600Nm @ 1,750-2,250rpm	583Nm @ 3,500rpm ¹
Transmissions						
6-speed automatic transmission	–	–	–	–	–	–
10-speed automatic transmission	S	S	S	S	S	S
Driveline						
RWD	–	–	–	–	–	–
Part-time 4x4	S	–	S	–	–	–
Full-time 4WD	–	S	–	S	S	S
Selectable Drive Modes ²						
- Normal	S	S	S	S	S	S
- Eco	S	S	S	S	S	–
- Tow / Haul	S	S	S	S	S	–
- Slippery	S	S	S	S	S	S
- Mud / Ruts ³	S	S	S	S	S	S
- Sand ⁴	S	S	S	S	S	S
- Sport	–	–	–	–	–	S
- Baja ⁵	–	–	–	–	–	S
- Rock Crawl ⁶	–	–	–	–	–	S
Fuel						
Combined Fuel Economy (L/100km) (Auto) ⁷	7.2	8.4	7.2	8.4	8.4	11.5
CO ₂ Emissions (g/km)(Auto) ⁷	189	222	189	222	222	262
Fuel Tank Capacity (L)	80	80	80	80	80	80
Fuel Type	Diesel	Diesel	Diesel	Diesel	Diesel	Petrol
Vehicle Masses (kg)						
Gross Combined Mass ⁸	6350	6400	6350	6400	6400	5370
Gross Vehicle Mass ⁸	3230	3280	3280	3350	3300	3130
Front Gross Axle Weight Rating ⁸	1450	1490	1490	1490	1490	1520
Rear Gross Axle Weight Rating ⁸	1959	1959	1959 ⁹	1959 ⁹	1900	1700
Kerb Weight ⁸	2296	2351	2329	2384	2388	2473
Payload (based on Kerb Weight) ⁸	934	929	951	966	912	–
Minimum Kerb Weight ⁸	2193	2250	2283	2340	2388	2413
Payload (based on Min Kerb Weight) ⁸	1037	1030	997	1010	912	717
Tare Weight ⁸	2232	2287	2265	2320	2324	2419
Payload (based on Tare Weight) ⁸	–	–	–	–	–	711

4x4 | Sport, Wildtrak, Platinum, Raptor Ranger 2024.50MY Specifications

	Sport	Sport	Wildtrak	Wildtrak	Platinum	Raptor
	4x4 Double Cab Pick-up	4x4 Double Cab Pick-up	4x4 Double Cab Pick-up	4x4 Double Cab Pick-up	4x4 Double Cab Pick-up	4x4 Double Cab Pick-up
Engine	2.0L Bi -Turbo	3.0L V6 Turbo-Diesel	2.0L Bi -Turbo	3.0L V6 Turbo-Diesel	3.0L V6 Turbo-Diesel	3.0L V6 Twin-Turbo EcoBoost
Pick-up Box Dimensions¹⁰ (mm)						
Height - at centreline of axle	525	525	525	525	525	526
Height - floor height to ground	831	831	831	831	831	870
Length - at floor	1464	1464	1464	1464	1464	1541
Length - top of box	1468	1468	1468	1468	1468	1468
Width - between wheelhouses	1217	1217	1217	1217	1217	1218
Width - pick-up box	1520	1520	1520	1520	1520	1578
Width - rear opening	1393	1393	1393	1393	1393	1407
Exterior Dimensions¹⁰ (mm)						
Length - with rear bumper (where fitted) without tow receiver ¹¹	5370	5370	5370	5370	5370	5380
Length - with rear bumper (where fitted) with tow receiver ¹¹	5406	5406	5406	5406	5406	5425
Width - exterior mirrors extended	2208	2208	2208	2208	2208	2208
Width - exterior mirrors folded	2015	2015	2015	2015	2015	2028
Width - excluding mirrors	1918	1918	1918	1918	1918	2028
Height - to top of antenna base	1886	1886	1886	1886	–	1926
Height - to top of flexible rack system	–	–	–	–	1920	–
Overhang - front	865	865	865	865	865	865
Overhang - rear	1215	1215	1215	1215	1215	1225
Track - front and rear	1620	1620	1620	1620	1620	1710
Wheelbase	3270	3270	3270	3270	3270	3270
Ground Clearance (unladen)	234	234	234	234	234	272
Wading Depth ¹²	800	800	800	800	800	850
Approach Angle (unladen, degrees)	30	30	30	30	30	32
Departure Angle (unladen, degrees) ¹³	23	23	23	23	23	25
Ramp Breakover Angle (degrees)	21	21	21	21	21	24
Turning Circle (meters)	12.9	12.9	12.9	12.9	12.9	13.2

S = Standard **O** = Factory Option that can be ordered before a vehicle is manufactured at an additional cost

P = Part of a Pack that can be ordered before a vehicle is manufactured at an additional cost **A** = Accessory fitted at Ford Dealer at an additional cost

Disclaimer:

1. 98RON fuel is required to achieve the kW and Nm numbers stated. 2. Driver-assist features are supplemental and do not replace the driver's attention, judgment and need to control the vehicle. May not operate at certain speeds, or in certain driving, road or weather conditions. See Owner's Manual for more information. 3. Mud/Rut Mode intended for off-road use only. 4. Sand Mode intended for off-road use only. 5. Baja Mode intended for off-road use only. 6. Rock Crawl Mode intended for off-road use only. 7. Fuel consumption and emissions as per ADR 81/02 (combined cycle) and to be used for vehicle comparison purposes only. It is unlikely that these fuel consumption and emissions figures will be achieved in real world driving conditions. Actual fuel consumption and emissions will depend on many factors including the driver's habits, prevailing conditions and the vehicle's equipment, options and accessories, condition and use. 8. Subject to State and Territory regulations. Kerb Weight includes the vehicle with a full tank of fuel, without occupants, luggage or cargo and with the lightest possible combination of factory fitted optional equipment included. Minimum Kerb Weight includes the vehicle with a full tank of fuel, without occupants, luggage or cargo and with the lightest possible combination of factory fitted optional equipment included. All payloads are calculated by deducting either the vehicle's Kerb Weight, Minimum Kerb Weight or Tare Weight from its Gross Vehicle Mass (GVM). Payload (based on Kerb Weight) is the maximum combined value of occupants, cargo, added accessories, added structures and tow ball download (when towing). Ranger Raptor payload is calculated by deducting the vehicle's Tare Weight from its Gross Vehicle Mass (GVM). All Chassis Cab payloads, kerb and tare weights exclude weights of tray bodies. Vehicle weights are approximate and subject to individual variances. Vehicles should be weighed before and after adding additional load, accessories or towing a trailer to ensure the maximum Gross Vehicle Mass (GVM), Gross Combined Mass (GCM) and Gross Axle Weight Ratings are not exceeded. 9. Optional 20" Alloy Wheels with All Season Tyres have a Rear Gross Axle Weight Rating of 1,900kg, a reduction of 59kg. 10. Vehicle dimensions are approximate and subject to individual vehicle variances, and should be confirmed before fitting any accessories or otherwise relying on this value. All Pick-up box dimensions take into account the Drop-In or Spray-In Bedliner where standard. 11. Vehicle length measured from front license plate bracket. 12. 800mm Water Wading achieved when maintaining a steady speed of 7 km/h. 13. Inclusive of tow bar where standard.

4x4 | Sport, Wildtrak, Platinum, Raptor Ranger 2024.50MY Specifications

	Sport	Sport	Wildtrak	Wildtrak	Platinum	Raptor
	4x4 Double Cab Pick-up	4x4 Double Cab Pick-up	4x4 Double Cab Pick-up	4x4 Double Cab Pick-up	4x4 Double Cab Pick-up	4x4 Double Cab Pick-up
Engine	2.0L Bi -Turbo	3.0L V6 Turbo-Diesel	2.0L Bi -Turbo	3.0L V6 Turbo-Diesel	3.0L V6 Turbo-Diesel	3.0L V6 Twin-Turbo EcoBoost
Interior Dimensions¹⁴ (mm)						
2nd Row Headroom	989	989	989	989	989	989
2nd Row Legroom	879	879	879	879	879	879
2nd Row Shoulder Room	1440	1440	1440	1440	1440	1440
Front Headroom	1024	1024	1024	1024	1024	1024
Front Legroom	1057	1057	1057	1057	1057	1057
Front Shoulder Room	1450	1450	1450	1450	1450	1450
Chassis & Suspension						
Front Disc / Rear Drum brakes	–	–	–	–	–	–
Heavy Duty Suspension	–	–	–	–	–	–
Front and rear vented discs with electronic Brake Booster	S	S	S	S	S	S
Electrical Power Assisted Steering	S	S	S	S	S	S
Locking Rear Differential	S	S	S	S	S	S
Wheels						
16" Steel with All Season Tyres	–	–	–	–	–	–
16" Alloy with All Season Tyres	–	–	–	–	–	–
17" Alloy with All Season Tyres	–	–	–	–	–	–
LT285/70R17 BF Goodrich KO2 High Performance All Terrain tyres	–	–	–	–	–	S
18" Alloy with All Season Tyres	S	S	–	–	–	–
18" Alloy with All Terrain Tyres	–	–	S	S	–	–
20" Alloy with All Season Tyres	–	–	–	–	S	–
Spare Wheel - 16" Steel	–	–	–	–	–	–
Spare Wheel - 17" Steel	–	–	–	–	–	–
Spare Wheel - 17" Alloy	–	–	–	–	–	S
Spare Wheel - 18" Alloy	S	S	S	S	–	–
Spare Wheel - 20" Alloy	–	–	–	–	S	–
Exterior Lighting						
Headlamps - Halogen	–	–	–	–	–	–
Headlamps - LED	S	S	S	S	–	–
Headlamps - Matrix LED with Auto Leveling & Dynamic Bending	–	–	P	P	S	S
Daytime Running Lamps - Halogen	–	–	–	–	–	–
Daytime Running Lamps - LED	S	S	S	S	S	S
Front Fog Lamps - Halogen	–	–	–	–	–	–
Front Fog Lamps - LED	S	S	S	S	S	S
Taillamps - Halogen	–	–	–	–	–	–
Taillamps - LED	S	S	S	S	S	S
Tailgate Mounted Stop Light	S	S	S	S	S	S
Zone Lighting ¹⁵	P	P	S	S	S	S

4x4 | Sport, Wildtrak, Platinum, Raptor Ranger 2024.50MY Specifications

	Sport	Sport	Wildtrak	Wildtrak	Platinum	Raptor
	4x4 Double Cab Pick-up	4x4 Double Cab Pick-up	4x4 Double Cab Pick-up	4x4 Double Cab Pick-up	4x4 Double Cab Pick-up	4x4 Double Cab Pick-up
Engine	2.0L Bi -Turbo	3.0L V6 Turbo-Diesel	2.0L Bi -Turbo	3.0L V6 Turbo-Diesel	3.0L V6 Turbo-Diesel	3.0L V6 Twin-Turbo EcoBoost
Exterior						
Exterior Mirrors - Power Adjustable	S	S	S	S	S	S
Exterior Mirrors - Power Folding	S	S	S	S	S	S
Exterior Mirrors - Puddle Lamps	P	P	S	S	S	S
Black-Painted Roof	–	–	–	–	S	–
Steel Underbody Protection	S	S	S	S	S	S
Side Steps	S	S	S	S	S	S
Rear Box Step	S	S	S	S	S	–
Roof Rails	–	–	S	S	–	–
Roof Rails with folding roof racks	–	–	–	–	S	–
Sports Bar ¹⁶	S	S	–	–	–	–
Sports Hoop/Sailplane ¹⁶	–	–	S	S	–	–
Load Box Elements						
Flexible Rack System ¹⁷	O	O	O	O	S	–
Tailgate Ruler	–	–	–	–	–	S
Drop In Bedliner (without Tailgate Ruler) ¹⁶	S	S	S	S	S	–
Tough Bed™ Spray-In Bedliner (incl. Tailgate Ruler)	–	–	–	–	–	S
12V Socket in Bedliner	S	S	S	S	S	S
Box Top Protective Capping with Load Box Access Caps ¹⁶	S	S	–	–	–	S ¹⁸
Aluminum Tie Down Rails ¹⁶	–	–	S	S	–	–
Inner Tie Downs	S	S	S	S	S	S
Cargo Management System	P	P	S	S	S	–
Load Rest ¹⁶	–	–	–	–	–	–
Load Box Illumination	S	S	S	S	S	S
Tailgate Cargo Clamps	S	S	S	S	S	S
Tailgate Cupholders	S	S	S	S	S	S
Power Tailgate Lock	S	S	S	S	S	S
Tailgate with Lift Assistance	S	S	S	S	–	S
Damped Tailgate with Lift Assistance	–	–	–	–	S	–
Power Roller Shutter ^{16,19}	–	–	S	S	S	O

S = Standard **O** = Factory Option that can be ordered before a vehicle is manufactured at an additional cost

P = Part of a Pack that can be ordered before a vehicle is manufactured at an additional cost **A** = Accessory fitted at Ford Dealer at an additional cost

Disclaimer:

¹⁴. Vehicle dimensions are approximate and subject to individual vehicle variances, and should be confirmed before fitting any accessories or otherwise relying on this value. All Pick-up box dimensions take into account the Drop-In or Spray-In Bedliner where standard. ¹⁵. Zone Lighting will not operate if battery charge is insufficient. The length of time that Zone Lighting will operate depends on the battery charge, the types of lights fitted to the vehicle (LED or Bulb) and other electrical loads connected to the vehicle. The system will automatically turn off after a period of time to preserve the battery's engine starting performance.

¹⁶. Load Rest (XL/XLS), Sports Bar (XLT/Sport), Sports Hoop/Sailplane, Aluminum Tie Down Rails and Power Roller Shutter (Wildtrak) and Box Top Protective Capping with Load Box Access Caps not available when Canopy option selected. Load Rest (XL/XLS) not included when Manual Roller Shutter option selected. Drop In Bedliner may be trimmed to accommodate mounting brackets. ¹⁷. Flexible Rack System has a maximum load limit 80kg (dynamic) and 250kg (static). Manual set-up required. Removal of antenna mast recommended when cargo positioned over antenna. Removal may affect availability of radio, satellite and connected services. ¹⁸. Load Box Access Caps not included when Power Roller Shutter option selected on Raptor. ¹⁹. Drop-in bedliner in lieu of spray-in bedliner and Load Box Access Caps not included when Power Roller Shutter option selected on Raptor.

4x4 | Sport, Wildtrak, Platinum, Raptor Ranger 2024.50MY Specifications

	Sport	Sport	Wildtrak	Wildtrak	Platinum	Raptor
	4x4 Double Cab Pick-up	4x4 Double Cab Pick-up	4x4 Double Cab Pick-up	4x4 Double Cab Pick-up	4x4 Double Cab Pick-up	4x4 Double Cab Pick-up
Engine	2.0L Bi -Turbo	3.0L V6 Turbo-Diesel	2.0L Bi -Turbo	3.0L V6 Turbo-Diesel	3.0L V6 Turbo-Diesel	3.0L V6 Twin-Turbo EcoBoost
Interior, Seating and Door Trim						
Leather Wrapped Steering Wheel & Gear Knob	S	S	S	S	S	S
Heated Steering Wheel	-	-	-	-	S	-
Steering Wheel Reach & Height Adjust	S	S	S	S	S	S
Electric Parking Brake	S	S	S	S	S	S
e-Shifter	S	S	S	S	S	S
Seating Capacity	5	5	5	5	5	5
Heated Seats - Front Driver & Passenger	-	-	S	S	-	S
Heated & Ventilated Seats - Front Driver & Passenger	-	-	-	-	S	-
Seat Material - Cloth	-	-	-	-	-	-
Seat Material - Premium Cloth	-	-	-	-	-	-
Seat Material -Leather Accented (excluding 2nd row middle seat) ²⁰	S	S	S	S	-	S
Seat Material - Leather Accented (excluding 2nd row middle seat) Quilted ²⁰	-	-	-	-	S	-
Driver Seat - 8-Way Manual	-	-	-	-	-	-
Driver Seat - 8-Way Power	S	S	S	S	-	-
Driver Seat - 10-Way Power	-	-	-	-	-	S
Driver Seat - 10-Way Power with Memory Setting	-	-	-	-	S	-
Front Passenger Seat - 4-Way Manual	-	-	-	-	-	-
Front Passenger Seat - 6-Way Manual	S	S	-	-	-	-
Front Passenger Seat - 8-Way Power	-	-	S	S	-	-
Front Passenger Seat - 10-Way Power	-	-	-	-	S	S
Child Seat Upper Anchorage Points (x 2)	S	S	S	S	S	S
Child Seat ISOFIX Anchorage Points (x 2)	S	S	S	S	S	S
Floor Covering - Vinyl	-	-	-	-	-	-
Floor Covering - Carpet	S	S	S	S	S	S
Floor Mats - Driver	-	-	-	-	-	-
Floor Mats - Driver & Front Passenger	S	S	S	S	S	S
Floor Mats - Rear	-	-	-	-	S	-
Comfort and Convenience						
Ambient Lighting	-	-	S	S	S	S
Auxiliary Switch Bank	P	P	P	P	S	S
Centre Console with Single Lid and 2 Cup Holders	S	S	S	S	S	S
Instrument Panel Cup Holders	-	-	S	S	S	S

4x4 | Sport, Wildtrak, Platinum, Raptor Ranger 2024.50MY Specifications

	Sport	Sport	Wildtrak	Wildtrak	Platinum	Raptor
	4x4 Double Cab Pick-up	4x4 Double Cab Pick-up	4x4 Double Cab Pick-up	4x4 Double Cab Pick-up	4x4 Double Cab Pick-up	4x4 Double Cab Pick-up
Engine	2.0L Bi -Turbo	3.0L V6 Turbo-Diesel	2.0L Bi -Turbo	3.0L V6 Turbo-Diesel	3.0L V6 Turbo-Diesel	3.0L V6 Twin-Turbo EcoBoost
Comfort and Convenience continues						
Charging						
- Auxiliary 12V Power Outlet - Centre Console Bin	S	S	S	S	S	S
- Auxiliary 12V Power Outlet - Rear of Centre Console	S	S	-	-	-	-
- USB Ports	3	3	5	5	5	5
- Wireless Charging ²¹	S	S	S	S	S	S
- 12V Socket in Bedliner	S	S	S	S	S	S
Climate Control - Single-Zone Manual	-	-	-	-	-	-
Climate Control - Dual-Zone	S	S	S	S	S	S
Rear Air Vent Registers	S	S	S	S	S	S
Auto Headlamp On-Off	S	S	S	S	S	S
Auto High Beam	-	-	P	P	S	S
Front Power Windows	S	S	S	S	S	S
Rear Power Windows	S	S	S	S	S	S
Privacy Glass	S	S	S	S	S	S
Rain Sensing Windscreen Wipers	S	S	S	S	S	S
Rear Window Defrost	S	S	S	S	S	S
Electrochromatic Rear View Mirror	S	S	S	S	S	S
Underseat Stowage	S	S	S	S	S	S

S = Standard **O** = Factory Option that can be ordered before a vehicle is manufactured at an additional cost

P = Part of a Pack that can be ordered before a vehicle is manufactured at an additional cost **A** = Accessory fitted at Ford Dealer at an additional cost

Disclaimer:

²⁰. Leather accented refers to seats with a combination of real and artificial leather. No leather in 2nd row middle seat. ²¹. Wireless Charging only available with compatible phones.

4x4 | Sport, Wildtrak, Platinum, Raptor Ranger 2024.50MY Specifications

	Sport	Sport	Wildtrak	Wildtrak	Platinum	Raptor
	4x4 Double Cab Pick-up	4x4 Double Cab Pick-up	4x4 Double Cab Pick-up	4x4 Double Cab Pick-up	4x4 Double Cab Pick-up	4x4 Double Cab Pick-up
Engine	2.0L Bi -Turbo	3.0L V6 Turbo-Diesel	2.0L Bi -Turbo	3.0L V6 Turbo-Diesel	3.0L V6 Turbo-Diesel	3.0L V6 Twin-Turbo EcoBoost
Audio and Communication						
Embedded Modem	S	S	S	S	S	S
FordPass Connect ²²	S	S	S	S	S	S
Colour Digital Instrument Cluster with Configurable Display - 8-inch	S	S	S	S	–	–
Colour Digital Instrument Cluster with Configurable Display - 12.4-inch	–	–	–	–	S	S
Colour Multi-Function Touch Screen Display - 10.1-inch	S	S	–	–	–	–
Colour Multi-Function Touch Screen Display - 12-inch	–	–	S	S	S	S
Speakers	6	6	6	6	10	10
B&O Premium Audio System (10 Speakers) ²³	–	–	P	P	S	S
Digital Audio (DAB+)	S	S	S	S	S	S
Bluetooth® with Phone/Audio Streaming ²⁴	S	S	S	S	S	S
Built-In Satellite Navigation with 1 year of Connected Navigation Services included ²⁵	S	S	S	S	S	S
SYNC®4A ²⁶	–	–	–	–	–	–
SYNC®4A with Voice-Activated Controls ²⁶	S	S	S	S	S	S
Steering Wheel Audio/Function Control	S	S	S	S	S	S
Wireless Apple CarPlay™ & Android Auto™ ²⁷	S	S	S	S	S	S
Safety and Security						
Perimeter Alarm System	S	S	S	S	S	S
Airbags x 9 - Front, Side, Knee & Full Length Curtain (Driver & Passenger) & Far Side Driver Front Airbag	S	S	S	S	S	S
3 Point Lap Sash Seat Belt - All Positions	S	S	S	S	S	S
Child Proof Rear Door Locks	S	S	S	S	S	S
Emergency Assistance ²⁸	S	S	S	S	S	S
Power Door Locks	S	S	S	S	S	S
Smart Keyless Entry with Push Button Start	S	S	S	S	S	S
Driver Assistance						
Active Park Assist 2.0 ²⁹	–	–	S	S	S	S
Adaptive Cruise Control ²⁹	–	–	–	–	–	–
Intelligent Adaptive Cruise Control with Stop & Go, Traffic Sign Recognition and Lane Centring ³⁰	S	S	S	S	S	S
Intelligent Speed Assist ³¹	S	S	S	S	S	S
Blind Spot Monitoring with Cross Traffic Alert ²⁹	–	–	–	–	–	–
Blind Spot Monitoring with Cross Traffic Alert and Trailer Coverage ³²	S	S	S	S	S	S

4x4 | Sport, Wildtrak, Platinum, Raptor Ranger 2024.50MY Specifications

	Sport	Sport	Wildtrak	Wildtrak	Platinum	Raptor
	4x4 Double Cab Pick-up	4x4 Double Cab Pick-up	4x4 Double Cab Pick-up	4x4 Double Cab Pick-up	4x4 Double Cab Pick-up	4x4 Double Cab Pick-up
Engine	2.0L Bi -Turbo	3.0L V6 Turbo-Diesel	2.0L Bi -Turbo	3.0L V6 Turbo-Diesel	3.0L V6 Turbo-Diesel	3.0L V6 Twin-Turbo EcoBoost
Driver Assistance continues						
Dynamic Stability Control (DSC) incorporating ABS, Electronic Brakeforce Distribution, Emergency Brake Assist, Hill Start Assist, Load Adaptive Control, Roll Over Mitigation, Traction Control & Trailer Sway Control ²⁹	S	S	S	S	S	S
Evasive Steer Assist ²⁹	S	S	S	S	S	S
Lane Keeping Aid with Road Edge Detection and Driver Alert System ³³	S	S	S	S	S	S

S = Standard **O** = Factory Option that can be ordered before a vehicle is manufactured at an additional cost

P = Part of a Pack that can be ordered before a vehicle is manufactured at an additional cost **A** = Accessory fitted at Ford Dealer at an additional cost

Disclaimer:

22. Use of FordPass is subject to the FordPass Terms and Privacy Policy available on ford.com.au/fordpass and requires a compatible mobile device, internet access and software (including software updates from time to time). FordPass functionality and appearance may change over time due to software updates. You are responsible for internet access, mobile network data and voice call services required for your use of the FordPass App on your mobile device, including associated fees. The FordPass App and FordPass Connect modem can only work when both are connected to the telecommunications network. The FordPass Connect modem will only function on the 3G or 4G telecommunications networks. When these networks are no longer available, the modem will stop functioning and the connected services and all data transmission via the modem will cease. Ford cannot guarantee that FordPass will be in fully operating condition at all times and the FordPass App may be unavailable or particular FordPass services interrupted. Ford is not responsible for any limitations or restrictions of the telecommunications network or of your mobile device. Warning: Local laws prohibit some phone functions while driving. Check your local road rules before using these functions. Use Remote Vehicle Start and Stop responsibly and only in well ventilated areas where you are aware of your vehicle's surroundings. **23.** BANG & OLUFSEN© 2023 and B&O© 2023. BANG & OLUFSEN™ and B&O™ are registered trademarks of Bang & Olufsen Group. Licensed by Harman Becker Automotive System Manufacturing Kft. All rights reserved. **24.** Bluetooth® is a registered trademark of Bluetooth SIG, Inc. and is under license. Some phones not compatible. **25.** Eligible vehicles receive Connected Navigation Services for 1 year from the Ford Express New Vehicle Warranty start date, after which time the Connected Navigation Services may cease to be available, or may be subject to a subscription fee. To use Connected Navigation Services, users must have created a FordPass App account (terms apply), have fully activated the vehicle's FordPass Connect modem and have SYNC Location set to 'on'. **26.** Don't drive distracted. Use voice operated systems where possible and don't use handheld devices while driving. Some features may be locked out while the vehicle is in gear. Not all SYNC features are compatible with all phones. SYNC screen appearance and functionality may change over time due to software updates. **27.** Apple CarPlay / Android Auto requires phone with compatible version of Apple iOS / Android™ (as applicable), active data service, and connection cable (sold separately). SYNC® does not control Apple CarPlay / Android Auto while in use. Apple / Google and other third parties are responsible for their respective functionality. Message and data rates may apply. Apple CarPlay, Siri Eyes Free, iPod and iPhone are trademarks of Apple Inc. registered in the US and other countries. Android Auto and Google Maps are trademarks of Google Inc. Ford Applink® is available on selected SYNC® models and is compatible with select smartphone platforms. Warning: Local laws prohibit some phone functions while driving. Check your local road rules before using these functions. **28.** Emergency Assistance feature needs a paired and in range mobile phone. Can activate in the event of a crash which deploys an airbag or activates the fuel pump shut off. **29.** Driver-assist features are supplemental and do not replace the driver's attention, judgment and need to control the vehicle. May not operate at certain speeds, or in certain driving, road or weather conditions. See Owner's Manual for more information. **30.** Driver-assist features are supplemental and do not replace the driver's attention, judgment and need to control the vehicle. May not operate at certain speeds, or in certain driving, road or weather conditions. Intelligent Adaptive Cruise Control (iACC) uses various data to adjust the set speed of the vehicle to the speed limit detected by the system. The iACC system will not always detect the correct speed limit and may set a vehicle speed that is above or below the actual speed limit. If the system does this, it can be overridden by the driver applying the brake or accelerator or via steering wheel controls. In some circumstances, iACC will use map data to set the vehicle speed. Ford recommends keeping map data updated by fully activating the vehicle's FordPass Connect modem and enabling Connected Navigation Services. Connected Navigation Services are included for 1 year from the Ford Express New Vehicle Warranty start date and available ongoing subject to payment of a subscription fee. Adaptive Cruise Control and Lane Centring has a minimum operating speed of 20km/hr. Detection of lower speed limit will result in system entering standby when iACC is active. The Stop and Go functionality of this system operates as low as 0km/hr in traffic jam situations. Lane Centring feature should be disabled via the Driver Assistance menu in SYNC before towing. Customers should read the Owner's Manual for details of the limitations of the iACC system before activating. Speed Sign Recognition will not always detect the correct speed limit and may display a speed that is above or below the actual speed limit. On Ranger models with Satellite Navigation, in some circumstances, Speed Sign Recognition will use map data to display the speed limit on the digital instrument cluster. Ford recommends keeping map data updated by fully activating the vehicle's FordPass Connect modem and enabling Connected Navigation Services. Connected Navigation Services are included for 1 year from the Ford Express New Vehicle Warranty start date and available ongoing subject to payment of a subscription fee. **31.** Driver-assist features are supplemental and do not replace the driver's attention, judgment and need to control the vehicle. May not operate at certain speeds, or in certain driving, road or weather conditions. Intelligent Speed Assist (ISA) uses various data to limit the set speed of the vehicle to the speed limit detected by the system. The ISA system will not always detect the correct speed limit and may limit a vehicle speed above or below the actual speed limit. ISA can be temporarily overridden by the driver firmly pressing the accelerator. Customers should read the Owner's Manual for details of the limitations of the ISA system before activating. On Ranger models with Satellite Navigation, in some circumstances, ISA will use map data to limit the vehicle speed. Ford recommends keeping map data updated by fully activating the vehicle's FordPass Connect modem and enabling Connected Navigation Services. Connected Navigation Services are included for 1 year from the Ford Express New Vehicle Warranty start date and available ongoing subject to payment of a subscription fee. **32.** Driver-assist features are supplemental and do not replace the driver's attention, judgment and need to control the vehicle. May not operate at certain speeds, or in certain driving, road or weather conditions. See Owner's Manual for more information. Trailer Coverage system (requires a genuine factory fit tow bar) supports conventional trailer dimensions: up to 2.4m wide (measured at trailer front) and up to 10m long from the rear of your vehicle. Drivers will need to create a profile of their trailers in SYNC to support this system. **33.** Driver-assist features are supplemental and do not replace the driver's attention, judgment and need to control the vehicle. May not operate at certain speeds, or in certain driving, road or weather conditions. See Owner's Manual for more information. Road Edge Detection designed for use on rural roads at speeds of 65 – 110km/h. The feature does not detect every edge and does require a level of contrast between the road surface and the edge.

4x4 | Sport, Wildtrak, Platinum, Raptor Ranger 2024.50MY Specifications

	Sport	Sport	Wildtrak	Wildtrak	Platinum	Raptor
	4x4 Double Cab Pick-up	4x4 Double Cab Pick-up	4x4 Double Cab Pick-up	4x4 Double Cab Pick-up	4x4 Double Cab Pick-up	4x4 Double Cab Pick-up
Engine	2.0L Bi -Turbo	3.0L V6 Turbo-Diesel	2.0L Bi -Turbo	3.0L V6 Turbo-Diesel	3.0L V6 Turbo-Diesel	3.0L V6 Twin-Turbo EcoBoost
Driver Assistance continues						
Post Impact Braking ³⁴	S	S	S	S	S	S
Pre-Collision Assist with Autonomous Emergency Braking (AEB) ³⁵	S	S	S	S	S	S
Reverse Brake Assist ³⁶	S	S	S	S	S	S
Parking Sensors - Front ³⁴	S	S	S	S	S	S
Parking Sensors - Rear ³⁴	S	S	S	S	S	S
Rear View Camera - Analogue ³⁷	–	–	–	–	–	–
Rear View Camera - Integrated Digital ³⁴	S	S	S	S	S	S
360-Degree Camera ³⁴	P	P	S	S	S	S
Traffic Sign Recognition ³⁸	S	S	S	S	S	S
Tyre Pressure Monitoring System	S	S	S	S	S	S

Towing

Maximum Braked Towing Capacity (kg) ³⁹	3,500	3,500	3,500	3,500	3,500	2,500
Pro Trailer Back-up Assist™ ³⁴	P	P	S	S	S	S
Tow Bar with Integrated Trailer Brake Controller ⁴⁰	S	S	S	S	S	S
Trailer Light Check ⁴¹	S	S	S	S	S	S
Towing Vehicle Integration with Towing Checklist	S	S	S	S	S	S
Tow Haul Mode (part of Selectable Drive Modes ³⁴)	S	S	S	S	S	–

Off-Road

Off-Road Screen ³⁴	S	S	S	S	S	S
Hill Descent Control ³⁴	S	S	S	S	S	S
Locking Rear Differential	S	S	S	S	S	S
Front Recovery Hook	2	2	2	2	2	2
Rear Recovery Hook	–	–	–	–	–	2

Ford Factory Fitted Options

Manual Roller Shutter ⁴²	O	O	–	–	–	–
Commercial Canopy ⁴³	O	O	O	O	–	–
Flexible Rack System ⁴⁴	O	O	O	O	S	–
Stylish Canopy (Lift and Slide) ⁴³	O	O	O	O	–	–
Stylish Canopy (Dual Lift) ⁴³	O	O	O	O	–	–
18" Alloy Wheels with All Terrain Tyres with 18" Alloy Spare Wheel	O	O	–	–	–	–
20" Alloy Wheels with All Season Tyres with 20" Alloy Spare Wheel ⁴⁵	–	–	O	O	–	–
Touring Pack - Cargo Management System, Auxiliary Switch Bank, 360 Camera, ³⁴ Puddle Lamps & Zone Lighting ⁴⁶ Pro Trailer Back-up Assist™ ³⁴	O	O	–	–	–	–

4x4 | Sport, Wildtrak, Platinum, Raptor Ranger 2024.50MY Specifications

	Sport	Sport	Wildtrak	Wildtrak	Platinum	Raptor
	4x4 Double Cab Pick-up	4x4 Double Cab Pick-up	4x4 Double Cab Pick-up	4x4 Double Cab Pick-up	4x4 Double Cab Pick-up	4x4 Double Cab Pick-up
Engine	2.0L Bi -Turbo	3.0L V6 Turbo-Diesel	2.0L Bi -Turbo	3.0L V6 Turbo-Diesel	3.0L V6 Turbo-Diesel	3.0L V6 Twin-Turbo EcoBoost
Ford Factory Fitted Options continues						
Wildtrak Premium Pack - Auxiliary Switch Bank, Matrix LED Headlamps & Taillamps & B&O Premium Audio System ⁴⁷	–	–	O	O	–	–
Prestige Paint	O	O	O	O	O	O
Power Roller Shutter ⁴⁸	–	–	S	S	S	O
Delete Black-Painted Roof (no cost option)	–	–	–	–	O	–

S = Standard **O** = Factory Option that can be ordered before a vehicle is manufactured at an additional cost

P = Part of a Pack that can be ordered before a vehicle is manufactured at an additional cost **A** = Accessory fitted at Ford Dealer at an additional cost

Disclaimer:

34. Driver- assist features are supplemental and do not replace the driver's attention, judgment and need to control the vehicle. May not operate at certain speeds, or in certain driving, road or weather conditions. See Owner's Manual for more information. **35.** Driver-assist features are supplemental and do not replace the driver's attention, judgment and need to control the vehicle. May not operate at certain speeds, or in certain driving, road or weather conditions. See Owner's Manual for more information. Pre-collision Assist with Automatic Emergency Braking detects pedestrians, but not in all conditions, and can help avoid or reduce a collision. It does not replace safe driving. See Owner's Manual for Limitations. **36.** Driver-assist features are supplemental and do not replace the driver's attention, judgement and need to control the vehicle. May not operate at certain speeds, or in certain driving, road or weather conditions. Please see Owner's Manual for more information. Reverse Brake Assist functions when in reverse and travelling at a speed of 2-12 km/h. **37.** Analogue Rear View Camera is provided and will need to be fitted to the vehicle by a body builder. Driver-assist features are supplemental and do not replace the driver's attention, judgment and need to control the vehicle. May not operate at certain speeds, or in certain driving, road or weather conditions. See Owner's Manual for more information. **38.** Driver-assist features are supplemental and do not replace the driver's attention, judgment and need to control the vehicle. May not operate at certain speeds, or in certain driving, road or weather conditions. See Owner's Manual for more information. Speed Sign Recognition will not always detect the correct speed limit and may display a speed that is above or below the actual speed limit. On Ranger models with Satellite Navigation, in some circumstances Speed Sign Recognition will use map data to display the speed limit on the digital instrument cluster. Ford recommends keeping map data updated by fully activating the vehicle's FordPass Connect modem and enabling Connected Navigation Services. Connected Navigation Services are included for 1 year from the Ford Express New Vehicle Warranty start date and available ongoing subject to payment of a subscription fee. **39.** Maximum towing capacity-braked using a Genuine Ford tow pack. Subject to State and Territory regulations. To comply with these limits, occupants and / or luggage may need to be restricted to not exceed the GCM and GVM limits. For further details regarding passenger and luggage restrictions, please consult your authorised Ford Dealer and / or refer to the Owner's Manual. **40.** Drivers will need to create a profile of their trailers in SYNC to support the Trailer Brake Controller and must set the gain on the Brake Controller unit. **41.** Trailer Light Check requires a Genuine Ford Tow Bar to be fitted and can be used via SYNC, or via FordPass app as a Connected Service. Where used via the app as a Connected Service, eligible vehicles receive 1 year of service from the Ford Express New Vehicle Warranty start date after which time, the Connected Service may cease to be available, or may be subject to a subscription fee. Users must have created a FordPass App account (terms apply) and have fully activated the vehicle's FordPass Connect modem to use this feature via the app. **42.** Load Rest (XL/XLS) not included when Manual Roller Shutter option selected. Drop In Bedliner may be trimmed to accommodate mounting brackets. **43.** Load Rest (XL/XLS), Sports Bar (XLT/Sport), Sports Hoop/Sailplane, Aluminum Tie Down Rails and Power Roller Shutter (Wildtrak) and Box Top Protective Capping with Load Box Access Caps not available when Canopy option selected. Drop In Bedliner may be trimmed to accommodate mounting brackets. **44.** Flexible Rack System has a maximum load limit 80kg (dynamic) and 250kg (static). Manual set-up required. Removal of antenna mast recommended when cargo positioned over antenna. Removal may affect availability of radio, satellite and connected services. **45.** Optional 20" Alloy Wheels with All Season Tyres have a Rear Gross Axle Weight Rating of 1,900kg, a reduction of 59kg. Vehicle weights are approximate and subject to individual variances. Vehicles should be weighed before and after adding additional load, accessories or towing a trailer to ensure the maximum Gross Axle Weight Ratings are not exceeded. **46.** Zone Lighting will not operate if battery charge is insufficient. The length of time that Zone Lighting will operate depends on the battery charge, the types of lights fitted to the vehicle (LED or Bulb) and other electrical loads connected to the vehicle. The system will automatically turn off after a period of time to preserve the battery's engine starting performance. **47.** BANG & OLUFSEN© 2023 and B&O© 2023. BANG & OLUFSEN™ and B&O™ are registered trademarks of Bang & Olufsen Group. Licensed by Harman Becker Automotive System Manufacturing Kft. All rights reserved. **48.** Drop-in bedliner in lieu of spray-in bedliner and Load Box Access Caps not included when Power Roller Shutter option selected on Raptor.