



RAM

RAM 1500
EXPRESS®



AUSTRALIA'S BEST-SELLING FULL-SIZE PICKUP TRUCK

UNRIVALLED CAPABILITY BUILT FOR ANY CHALLENGE



Express Crew cab with RamBox® shown.

UNCOMPROMISING PERFORMANCE. EVERYWHERE.
From inner city streets to your worksite to the off-road, there's a Ram 1500 Express® model built to take you there. Start your journey here.

CAPABILITY & STYLE. PROVEN TO LAST.

More and more, Ram Trucks are redefining the conventional thinking behind the full-size pickup. This is capability based on brawn, technology based on brains, and the smart extra touches that make Ram Trucks shine. Ram 1500 Express® at a glance: Superb powertrain choices. Super-capable towing and hauling. Breakthrough suspension technology. Impressive connectivity. Comfortable interiors.



Express Crew cab with RamBox® shown.

TOUGH FRAME If you're going to build on anything, build on strength. In the case of Ram 1500 Express®, we're talking high-strength steel core, eight ultra-tough crossmembers and a hydroformed tubular high-strength steel front frame unit.

THE CARGO TUB Also made from high-strength steel, this cargo area features rear LED bed lighting that is standard on RamBox®. Another essential item for a workhorse is a durable bedliner, which is standard equipment.

The 5'7" cargo tub on the Express Crew cab can accommodate a full-size pallet with ease thanks to its 1,295mm width between the wheel arches and 1,712mm length. The 6'4" cargo tub on Express Quad cab has even more space thanks to the internal cargo tub length of almost 2 meters (1,939mm).

Of course, what sets Ram pickups apart is the class-exclusive RamBox® Cargo Management System which is available on the Express Crew cab. This ingenious solution completely changes the rules about hauling and storing.

CONFIDENT TOWING Expect remarkable capability—because the Ram 1500 Express® was designed to deliver it 24/7. With a heavy duty towbar rated for a max-braked towing capacity of up to 4.5 tonnes, you're equipped for towing flexibility that is class-leading.

Hitching up is easy thanks to the easily accessible 12-pin connector which is provided as standard equipment. Depending on your towing needs, 50mm or 70mm tow ball mount kits are available as a genuine accessory.

POWERTRAIN As with towing, powertrain performance is definitive. The powerful 5.7L HEMI® V8 engine is mated to the TorqueFlite® 8-speed automatic transmission for smooth and efficient driving under all driving conditions.

INTERIOR COMFORT No matter which 1500 Express you're choosing, driver and passenger comfort is key to the ride. With a durable cloth interior that will withstand the toughest conditions the cabin layout is the result of thoughtful and intuitive design, from various storage solutions, window controls and door handles to the dashboard-mounted rotary shifter for the TorqueFlite® 8-speed automatic.



Express Crew cab shown.



A LEGEND: 5.7L HEMI® V8

291KW/395HP | 556Nm OF TORQUE

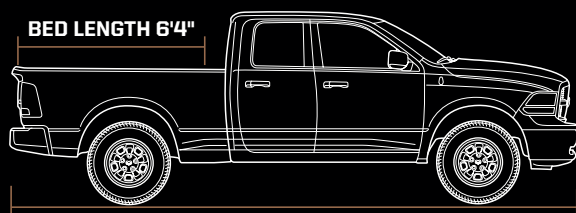
3 YEAR | 100,000KM WARRANTY[^] & ROADSIDE ASSISTANCE[^]

PERFORMANCE THAT RULES.

Few engines carry its clout, and even fewer offer such innovative technology. Engineering features include Variable Valve Timing (VVT), the ingenious Multi-Displacement System (MDS) (to transform this mighty V8 into a robust 4-cylinder) and the built-in efficiencies of the versatile and powerful hemispherical head design.

QUAD CAB - 6'4" TUB | UP TO 4.5 TONNE MAX BRAKED TOWING* | 845KG PAYLOAD^o

CREW CAB - 5'7" TUB | UP TO 4.5 TONNE MAX BRAKED TOWING* | 830KG PAYLOAD^o



BED LENGTH 6'4"

4X4
1,924 MM

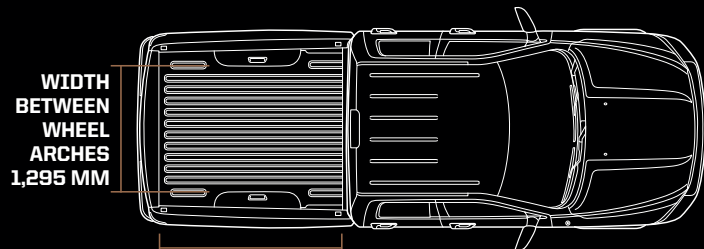
VEHICLE LENGTH 5,833 MM



BED LENGTH 5'7"

4X4
1,917 MM

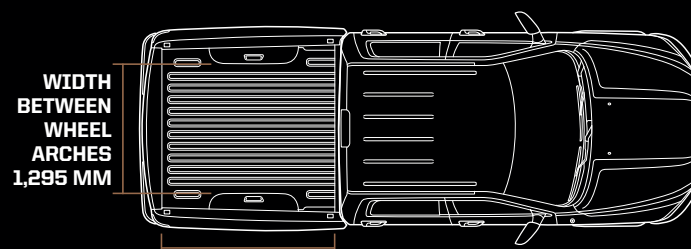
VEHICLE LENGTH 5,833 MM



WIDTH BETWEEN WHEEL ARCHES 1,295 MM

VEHICLE WIDTH 2,097 MM (MIRRORS FOLDED)

BED LENGTH 1,939 MM



WIDTH BETWEEN WHEEL ARCHES 1,295 MM

VEHICLE WIDTH 2,097 MM (MIRRORS FOLDED)


BED LENGTH 1,712 MM

[^]Whichever occurs first. Warranty and Roadside terms, conditions and exclusions apply. *Maximum braked towing capacity is subject to regulatory requirements and vehicle weight restrictions (which may require occupants and/or luggage to be restricted). ^oPayload and kerb weight figures are based on vehicle certification. It is the driver's responsibility to ensure: weight of fully loaded vehicles do not exceed GVM; front and rear axle load limits are not individually exceeded; the combined weight of the fully loaded vehicle (including tow ball download when towing) and trailer does not exceed the GCM; compliance to State and Territory towing regulations. Payload is the combined value of occupants, luggage, cargo, added options, accessories and tow ball download (when towing). Kerb weight includes the vehicle with a full tank of fuel and all standard equipment, excluding occupants. Additional weights of optional features, occupants, luggage, cargo, accessories and tow ball download (when towing) must be taken into account when calculating payload.

RAM 1500 EXPRESS® QUAD CAB



Black cab-length tubular side step accessory shown.



Black cab-length tubular side step accessory shown.



Black cab-length tubular side step accessory shown.

- ▶ 5-Seater Quad Cab
- ▶ Durable Cloth Interior
- ▶ Adjustable Steering Column
- ▶ Front Centre Storage
- ▶ Rear Under-Seat Compartment Storage

- ▶ Uconnect® 3 with 5" Touchscreen
- ▶ Bluetooth Connectivity
- ▶ 3.5" Multiview Cluster
- ▶ 6 Speaker Sound System
- ▶ Remote Keyless Entry with ALLSECURE®

- ▶ Colour Coded Grille - Cross Hair
- ▶ Colour Coded Front & Rear Bumpers
- ▶ Fog Lamps
- ▶ 20" Painted Silver Alloys
- ▶ Chrome Badges
- ▶ ParkView™ Rear Back-Up Camera

- ▶ 6'4" Cargo Tub with Bedliner
- ▶ Up to 4.5 Tonne Max Braked Towing* with Trailer Brake Control
- ▶ 845Kg Payload*
- ▶ 121L Fuel Tank Capacity
- ▶ Rear ParkSense® Park Assist

*Maximum braked towing capacity is subject to regulatory requirements and vehicle weight restrictions (which may require occupants and/or luggage to be restricted). *Payload and kerb weight figures are based on vehicle certification. It is the driver's responsibility to ensure: weight of fully loaded vehicles do not exceed GVM; front and rear axle load limits are not individually exceeded; the combined weight of the fully loaded vehicle (including tow ball download when towing) and trailer does not exceed the GCM; compliance to State and Territory towing regulations. Payload is the combined value of occupants, luggage, cargo, added options, accessories and tow ball download (when towing). Kerb weight includes the vehicle with a full tank of fuel and all standard equipment, excluding occupants. Additional weights of optional features, occupants, luggage, cargo, accessories and tow ball download (when towing) must be taken into account when calculating payload.

RAM 1500 EXPRESS® CREW CAB

Multi-Link Coil
Spring Rear
Suspension



- ▶ 5-Seater Crew Cab
- ▶ Durable Charcoal Cloth Interior
- ▶ Adjustable Steering Column
- ▶ Front Centre Storage
- ▶ Rear Under-Seat Compartment Storage

- ▶ 8.4" Uconnect® Touchscreen
- ▶ Apple CarPlay®
- ▶ Google Android Auto™
- ▶ 7" Multi-view Cluster
- ▶ 6 Speaker Sound System
- ▶ Navigation

- ▶ Colour Coded Front & Rear Bumpers
- ▶ Black Grille - Cross Hair
- ▶ Distinctive Black Badging
- ▶ Black Cab-Length Tubular Side Steps
- ▶ Smoked Headlamps & Fog Lamps
- ▶ 20" Semi Gloss Black Painted Alloys
- ▶ ParkView™ Rear Back-Up Camera

- ▶ 5'7" Cargo Tub - Available with Standard Tub, or RamBox®
- ▶ Up to 4,5 Tonne Max Braked Towing* with Trailer Brake Control
- ▶ 830Kg Payload°
- ▶ 121L Fuel Tank Capacity
- ▶ Rear ParkSense® Park Assist

*Maximum braked towing capacity is subject to regulatory requirements and vehicle weight restrictions (which may require occupants and/or luggage to be restricted). °Payload and kerb weight figures are based on vehicle certification. It is the driver's responsibility to ensure: weight of fully loaded vehicles do not exceed GVM; front and rear axle load limits are not individually exceeded; the combined weight of the fully loaded vehicle (including tow ball download when towing) and trailer does not exceed the GCM; compliance to State and Territory towing regulations. Payload is the combined value of occupants, luggage, cargo, added options, accessories and tow ball download (when towing). Kerb weight includes the vehicle with a full tank of fuel and all standard equipment, excluding occupants. Additional weights of optional features, occupants, luggage, cargo, accessories and tow ball download (when towing) must be taken into account when calculating payload.

RAM 1500 EXPRESS®: SOLID RELIABILITY

TOWING AS IT SHOULD BE

Trailering is part of RAM DNA and heavy duty capability requires a heavy duty towbar that is attached directly to the high-strength steel frame.

ANTISPIN REAR DIFFERENTIAL

This asset markedly increases traction when rear-wheel slippage is detected—ideal in snowy climates.

AIRBAG TECHNOLOGY


It's formidable, and includes advanced multistage front airbags, supplemental front-seat side-mounted airbags and side-curtain airbags.

ELECTRIC POWER STEERING

Our speed-proportional assist ensures superb highway road feel and minimal effort when parking.

DYNAMIC FRONT CRUMPLE ZONES

Engineered to bear the brunt of impact, they're designed to help keep driver and passengers safe and secure.



CLASS-EXCLUSIVE LINK COIL REAR SUSPENSION

Long-proven over years and kilometres, our link coil rear suspension is tough, durable—with outstanding ride quality.

TUNED SHOCK ABSORBERS

They're calibrated for ideal ride balance and deliver more resistance during upward wheel motion than during downward.

SOLID STEEL BED

The Ram 1500 cargo bed is constructed with tough, high-strength steel.

SIDE-IMPACT DOOR BEAMS

They reinforce the protection against side-impact force—helping to protect from every angle.

ACTIVE GRILLE SHUTTERS

The shutters adapt to speed, load and engine needs to provide ideal cooling - while also reducing aerodynamic drag.

From front bumper to steel cargo bed and everywhere in between, your Ram 1500 Express® is engineered for all-round durability—and it all started with jaw-dropping procedures to help ensure quality, strength, and safety and security. Our engineers employed testing protocols that involved some of the

most brutal conditions imaginable. Like the scorching 48°C deserts of Nevada. The frigid -40°C winters of northern Sweden. Boulder-strewn off-road trails—and more. In every environment and under full and empty loads, Ram 1500 Express® came through—just as it will for you, every day and every kilometre.

RAM 1500 EXPRESS® IS ALWAYS READY TO ROLL

THE FRAME Utilising a combination of different grades of steel makes for a robust frame while still reducing weight to maximise efficiency. Eight tough crossmembers further augment the structural integrity of this solid, full-size pickup.

THE FRONT SUSPENSION AND FRONT FRAME UNIT The hydroformed tubular front frame employs high-strength steel; our long-proven short-/long-arm front suspension with coil springs and stabiliser bar works to ensure exemplary handling and road manners.

THE STEEL BED Ram 1500 Express® utilises high-strength steel where you really need it—in back, where big payloads are loaded onto resilient and uncompromising steel.

THE CLASS-EXCLUSIVE LINK COIL REAR SUSPENSION offers phenomenal strength, durability and lateral stiffness, along with impressive vehicle control. This Ram pickup is just as comfortable cruising down the highway as it is hauling heavy loads.



Express Quad cab with Black cab-length tubular side step accessory shown.



TRAILERING MADE EASY UP TO 4.5 TONNE MAX BRAKED TOWING*

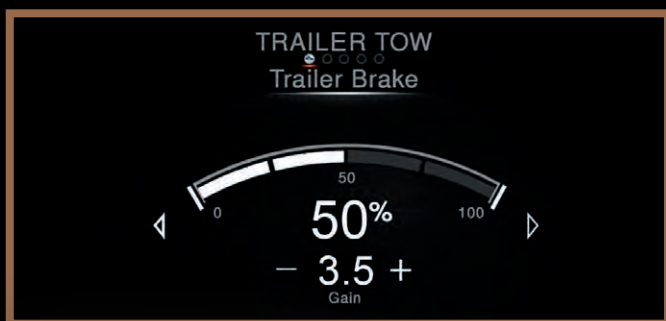
Express Quad cab shown.

*Maximum braked towing capacity is subject to regulatory requirements and vehicle weight restrictions (which may require occupants and/or luggage to be restricted).

AWESOME TOWING CAPABILITY MEETS BIG MUSCLE.

This is how you explore the good parts of life: with Ram 1500 Express®. You can count on solid suspension technology, built-in menu options, resilient engines—and much more.

EVERYTHING YOU WANT FOR TOWING




TRAILER BRAKE CONTROLLER

It's just part of dozens of menu options in your control. This shows the brake set at 50% of operation with a 3.5% gain.



STANDARD PARKVIEW® REAR BACK-UP CAMERA

With the handy Active Grid Lines, you'll find backing up—like to a trailer hitch—easy and convenient.



STANDARD CLASS-EXCLUSIVE LINK COIL REAR SUSPENSION

Ram 1500 Express® maintains its own unique engineering, employing the long-proven and innovative link coil rear suspension technology.

ELECTRONIC STABILITY CONTROL (ESC) SYSTEM

- ▶ Help regulate wheelspin with comprehensive **All-Speed Traction Control**. If slippage occurs during acceleration, the automatic throttle control will reduce torque; in extremes (like accelerating from pavement to ice), it will apply the brakes and reduce the engine power to maintain control.
- ▶ Tow with confidence, using **Trailer Sway Damping**, which detects yaw and applies selective brake pressure on the tow vehicle's opposite side to counteract and reduce the sway.

The Ram 1500 Express® braking system features optimised pedal travel to provide quick power assist. Rear wheel-speed sensors are positioned for protection against road elements. ESC features multiple assets for braking; it even includes vehicle control when stationary. The most notable components of ESC are outlined here:

- ▶ Stop securely, with **Antilock Brake System (ABS)**. Monitoring each wheel's speed, the Ram 1500 Express® ABS design also incorporates back-up braking should one of the two braking circuits be compromised.
- ▶ Balance the braking. **Electronic Brake-Force Distribution** regulates brake pressure from front to rear to minimise stopping distances.

- ▶ Anticipate potential trouble. **Ready Alert Braking** senses when the driver's foot is lifted from the accelerator; it applies an imperceptible brake force to ensure that pads and discs are lined up should an emergency stop be required.
- ▶ Factor in the weather. **Rain Brake Support** automatically and seamlessly activates when the driver turns on the windshield wipers; all brake calipers gently pulse against their respective rotors to remove water from the pads.
- ▶ Make it home, with **Hydraulic Boost Compensation**. Should a failure occur in the vacuum brake booster or any related line, the brake controller will kick in to run the ABS pump; the system will even convey notice of the problem to the driver. Critically, the brakes will perform as normal until the failure is serviced.

- ▶ Stay still, with **Hill Start Assist**. When the vehicle is on an incline, this system keeps your Ram pickup stationary for two seconds after the brakes have been released or until the accelerator is depressed.

PARKSENSE® REAR PARK ASSIST

This invaluable feature uses integrated sensors with ultrasonic waves to detect objects as far as 119 centimetres away from the rear bumper. Read-outs located in the gauge-cluster display team up with audible chimes to notify the driver of proximity to rear objects.

BRAKING, TOWING AND PARKING: IT'S ALL SYSTEMS GO.

When you're moving, your Ram 1500 Express® puts multiple systems and technologies to work, constantly assessing and interacting with the terrain, weather and trailer for total confidence and convenience.



RAM 1500 EXPRESS® CREW CAB: INSPIRED STORAGE SOLUTIONS



TAKE IT ALL WITH YOU The class-exclusive RamBox® Cargo Management System gives you covered and secure storage while still allowing traditional bed space for the essentials, even including a standard pallet.

MORE THAN A TOOL BOX The RamBox® features a lit, secure/lockable, durable and drainable storage system incorporated into the side rails of the truck tub. The AllSecure® remote security system allows remote locking and unlocking of the RamBox® and your truck with the push of a button.

MANAGE YOUR CARGO Want to keep certain items of cargo separate? The RamBox® System comes standard with a bed divider/extender, as well as a tri-fold tonneau cover.

IN-BED LED LIGHTING The side cargo-bed lights let you load anytime, and with no adjustment to the tonneau cover.

RAM PREMIUM PROTECTION INSIDE AND OUT

SHINE THAT LASTS AND LASTS

Ram Premium Protection surface coating is made from a high performance formula combining Silicon Carbide (SiC) and Ceramic, delivering a durable coating with a shine that outlasts others.

DURABILITY TESTED TO LAST A LIFETIME*

The Silicon Carbide (SiC) base gives the highest gloss and hydrophobic properties to help repel anything that gets thrown at it. This coating is a once-off application, eliminating the need to wax or polish your RAM.

TALK TO YOUR LOCAL RAM TRUCK DEALER ABOUT:
PAINT SURFACE COATING | COMPLETE INTERIOR COATINGS

PROVEN AND GLOBALLY CERTIFIED

Ram Premium Protection is rated 4 times harder than quartz-based surface products readily available in today's market. This enables us to provide a lifetime warranty* against the environmental elements.

ENHANCED ALL-ROUND COATING

Ram Premium Protection, assists in protecting your RAM against fading and loss of gloss, clear coat delamination*, water marks, weather induced oxidation, and damage caused by: bird and bat droppings, tree sap, bug splatter, bore water, sunscreen, rail dust and fallen leaves.



TESTED AGAINST EXTREME HEAT



ADVANCED HYDROPHOBIC PROPERTIES

* Warranty terms, conditions and exclusions apply.

THE RAM COLLECTION

Check out the Ram Collection for a range of Ram branded goodies across apparel, camping goods, drinkware and more!

To keep our range fresh, we're updating products from time to time. To see our current range visit:

<https://merchandise.ramtrucks.com.au/>



KEEPING IT REAL GENUINE RAM ACCESSORIES

Individuality, protection and functionality are the key design pillars when developing a range of accessories for any vehicle. The fitment of genuine Mopar Accessories will individualise the look of your Ram Truck, while, at the same time, features such as bonnet protectors or weather shields provide interior and exterior surface protection to ensure your truck stays in top condition.

Each Ram Truck owner has unique requirements and expectations of their vehicle which is why we have developed a range of genuine Mopar Accessories. So, to find out how you can add to the functionality of your Ram Truck, or for further information on our range of Accessories, contact your local authorised Ram Truck dealer today.



~Images shown are for illustration purposes only.

RAM 1500 EXPRESS EXTERIOR COLOURS

EXPRESS QUAD CAB



Bright White



Granite Crystal (M)



Diamond Black (P)

EXPRESS CREW CAB



Bright White



Granite Crystal (M)



Diamond Black (P)



Flame Red



Hydro Blue

M = Metallic, P = Pearlescent. Colours have been reproduced as faithfully as possible, however actual colours may vary due to screen settings.

RAM TRUCKS AUSTRALIA

Is the only Fiat Chrysler Automobiles authorised provider of proven right-hand-drive trucks in the world, something more than 7,000 Australian customers have already acknowledged. Our trucks are built in Australia by Aussies, for Aussies. No-one can match our factory-backed, OEM-quality product, value and national dealer network of 55+ dealers for peace of mind.



Ram Trucks Australia
= 26% of export
market Ram sales
(2020)



55+ strong
dealer network
and counting



No.1 market
outside of
North America
(2020)



UNRIVALLED EVERYDAY[®]



RAM

EATS UTES FOR BREAKFAST[®] RAMTRUCKS.COM.AU

[GET A QUOTE](#)

[BOOK A TEST DRIVE](#)

[FIND A DEALER](#)

JOIN OUR COMMUNITY:



[@RamTrucksAustralia](#)



[#RamTrucksAustralia](#)



[RamTrucksAustralia](#)

All the information in this document is accurate at the time of publication however variations and discrepancies may occur from time to time and American Special Vehicles Pty Ltd (trading as Ram Trucks Australia) insofar as is permitted by law to do so shall not be liable in any way as a result of any reliance by any person on anything contained in this document. RAM, HEMI, the Ram's Head Logo, Ram 1500 Express, RamBox, AllSecure, ActiveAir, Active-Level, Laramie, LaneSense, ParkSense, ParkView, Quad Cab, TorqueFlite, RAM Rebel and Uconnect are registered trademarks and Keyless Enter 'n' Go are trademarks of FCA US LLC, used with permission. Eats Utes For Breakfast, and Unrivalled Everyday are registered trademarks of American Special Vehicles Pty Ltd. Bilstein is a registered trademark of August-Bilstein GmbH & Co. Bluetooth is a registered trademark of Bluetooth SIG, Inc. SmartBeam is a registered trademark of Gentex Corporation. Apple CarPlay, Apple Maps, Apple Music, iPhone and Siri are registered trademarks of Apple Inc. Apple CarPlay[®] connectivity requires compatible iOS device. See apple.com.au for more details. Google, Google Maps, Google Play, Android, Android Auto, YouTube Music and Waze are trademarks of Google LLC. Android Auto[™] connectivity requires compatible Android device. See android.com/intl/en_au/ for more details. Audible is a registered trademark of Audible Inc. Spotify is a registered trademark of Spotify AB. WhatsApp is a registered trademark of WhatsApp Inc. Ram Trucks Australia is the only RAM/FCA-authorized right-hand-drive manufacturer and distributor of Ram Trucks in Australia. Overseas models may be shown. Some features and accessories shown are not standard and are at additional cost. This publication is dated March 2021. Ram Trucks Australia reserves the right to discontinue models at any time or change specifications without notice or without incurring obligation. Please consult with your authorised Ram Truck dealer for any rolling specification changes that may occur from time to time. All texts, pictures and other works published herein are subject to the copyright of FCA US LLC or Ram Trucks Australia, if not otherwise indicated. Any duplication, distribution, storage, communication, broadcast and reproduction or transmission of the contents without written approval from FCA US LLC and Ram Trucks Australia is prohibited. Ram 1500 Express_AU_2021_001