



---

JOHN COOPER WORKS.



## CONTENTS.

<b>7</b>	<b>MINI John Cooper Works Hatch MINI John Cooper Works Convertible</b>
<b>14</b>	Exterior
<b>20</b>	Interior
<b>23</b>	<b>MINI John Cooper Works Clubman</b>
<b>28</b>	Exterior
<b>34</b>	Interior
<b>37</b>	<b>MINI John Cooper Works Countryman</b>
<b>42</b>	Exterior
<b>48</b>	Interior
<b>50</b>	<b>ALL4</b>
<b>52</b>	<b>John Cooper Works accessories</b>
<b>54</b>	<b>Technical Data</b>



## JOHN COOPER WORKS: MINI TO THE MAX.

What brings out the best in us? Like any competitor in the arena, it's a desire to be better than before. This passion for excellence without equal is something you'll notice every time you get behind the wheel of a MINI John Cooper Works. It leaves the status quo behind and redefines performance. You'll feel like a champion on every road.

It's exactly this feeling that led to the creation of the MINI John Cooper Works range. Even the standard model is packed with equipment inspired by the Mini racing heyday, giving you all you need for superior performance on the road. So before you know it, you'll be itching to treat every set of traffic lights like the start of a race.

The model/motorisation with these values shown are orderable until 15 April 2018.  
Please check availability with your MINI dealer.

## MINI AND COOPER: TWO GREATS OF MOTORSPORT MAKE HISTORY.

One of the most fascinating stories in motorsport began in 1959: John Cooper, racing team owner and visionary car designer, discovers the Mini. His Formula One team is just about to win the world championship thanks to its revolutionary mid-engine concept, yet it takes Cooper quite a while to persuade Alec Issigonis and the British Motor Corporation that a racing version of the small car has just as much merit. Cooper is thrilled by the Mini's extremely agile handling, which is confirmed by initial

test runs. He presses on despite all doubts. He makes sure the power is increased and forms an unbeatable team. In September 1961, the first production versions appear on the market: the Austin Seven Cooper and Morris Mini Cooper. The press and public are enthusiastic about the new models – but they wait to see if the little Mini can prevail over the significantly more powerful competition. For the result, see page 22.



# MINI JOHN COOPER WORKS HATCH. MINI JOHN COOPER WORKS CONVERTIBLE.



# TWIN POWER.

A 231-hp/170-kW MINI Twin Power Turbo engine is the beating heart of the MINI John Cooper Works Hatch and MINI John Cooper Works CONVERTIBLE. It generates a hefty 320 Nm of torque for short, searing bursts of acceleration: it takes the Hatch just 6.3 seconds, and the John Cooper Works CONVERTIBLE 6.6 seconds to go from 0 to 100 km/h.

As standard, both models come with sports suspension for optimal roadholding as well as the aerodynamic kit, which includes custom John Cooper Works air intakes for cooling the engine and brakes, side skirts in body colour and a rear apron with an eye-catching, aerodynamic diffuser. The rumble of the John Cooper Works sports exhaust is an extra treat for the ears – particularly in the CONVERTIBLE with the top down.

For detailed information on fuel consumption and emissions, see the Technical Data beginning on page 54. The model/motorisation with these values shown are orderable until 15 April 2018. Please check availability with your MINI dealer.







# EXCLUSIVE SPORT BADGES.

Let's face it – you won't be negotiating corners, you'll be dominating them. Even so, you'll need some serious stopping power, like the 4-disc, fixed-caliper John Cooper Works brakes (1) fitted as standard, which come with red calipers. You can find the John Cooper Works logo, a symbol of racing pedigree, in places like the side scuttles (4) and the stylish door sill finishers (5).


The twin pipes of the John Cooper Works sports exhaust are housed in the middle of the rear diffuser (2), while a streamlined rear spoiler (3) improves roadholding so you can take corners at higher speeds. The spoiler is finished in the same colour as the roof, complementing the rest of the MINI John Cooper Works design.



# WHICH COLOUR FINISHES FIRST?




Standard colour  
Moonwalk Grey




Electric Blue




British Racing Green




Chili Red




Solaris Orange




White Silver



Pepper White




Melting Silver




Emerald Grey




Thunder Grey



Midnight Black



Starlight Blue



Special colour  
Rebel Green\*\*\*


## Roof\* and exterior mirror caps.




Chili Red




Aspen White




Jet Black



Body colour



Special colour  
MINI Yours Lapisluxury Blue



Caribbean Aqua\*\*


\* Only available on the MINI John Cooper Works hatch.  
\* Only available on the MINI John Cooper Works CONVERTIBLE.  
\*\*\* Available exclusively on John Cooper Works models.

[mini.com](http://mini.com)

**JOHN COOPER WORKS CONVERTIBLE  
soft top.**



MINI Yours



Black



# DESIGN IN MOTION: CHOOSE YOUR WHEELS.

17" or 18", silver, black or two-tone, high gloss or matt? It's up to you. By all means, take your time – after all, it's not a race. To put together your ideal MINI, check out the MINI Configurator.

[mini.com](http://mini.com)

- 1 18" John Cooper Works Cup Spoke 2-tone
- 2 18" John Cooper Works Double Spoke 534 2-tone (Night Fever Black, gloss milled)\*
- 3 18" John Cooper Works Double Spoke 534 Ferric Grey\*
- 4 18" John Cooper Works Cross Spoke 506 2-tone (Jet Black, burnished)\*
- 5 17" John Cooper Works Track Spoke silver (standard)
- 6 17" John Cooper Works Track Spoke black

\* Available at [mini.com](http://mini.com)



# HIGH PERFORMANCE INSIDE.

Every story starts somewhere – but the best ones begin behind a John Cooper Works leather steering wheel (1). And for all the twists and turns you encounter on the way, the standard John Cooper Works sport seats (2) (with John Cooper Works logo below the headrest and grid on the seat back) provide all the lateral support you'll need. The sport seats are also available with a Carbon Black Dinamica/leather finish (1).

The optional MINI Head-Up Display (3) projects key driving data into your field of view without disrupting your view of the road ahead, so you're always up to date, but never distracted. An exclusive feature of the John Cooper Works models is the option of driving with specialist racing displays showing which gear is currently selected, the current engine speed and the ideal point to shift gear (shift lights) – specially developed for the standard 6-speed manual transmission or the optional 8-speed sport automatic transmission.



## DAVID VERSUS GOLIATH: DEFEATING THE GIANTS WITH A LIGHT TOUCH.



John Cooper knew the Mini had performance potential – thanks to its short overhangs and lighter weight, a driver could brake with ease and drive straight through the curves. Nevertheless, no one was counting on the six tartan red BMC Works Minis with white roofs that lined up at the prestigious Monte Carlo Rally in 1964. Motorsport director and tactical genius Stuart Turner had signed strong drivers to steer them. Shortly before the decisive stage over snowy Col de Turini pass, he sent his men to secretly reconnoitre the ice up ahead. This helped the duo of Hopkirk and Liddon take the lead from the four times more powerful Ford Falcon and capture the surprise win.

The following year, Timo Mäkinen and Paul Easter defended the Mini supremacy. In 1966, a scandal arose when the three first-place Minis were disqualified along with others for allegedly non-compliant auxiliary headlights. Then, in 1967, the “Rally Professor” Rauno Aaltonen made it a third mountain victory for Mini with Henry Liddon as co-driver. The David versus Goliath duels captured the imagination of the public and sparked Mini Cooper mania worldwide. Discover John Cooper’s connection to rallying today by turning to page 36.



# MINI JOHN COOPER WORKS CLUBMAN.

# NOT A CHALLENGE. A STATE OF MIND.

The MINI John Cooper Works Clubman combines fascinating extremes and exclusive style. It has 6 doors, but still accelerates from 0 to 100 km/h in 6.3 seconds. It's stylish, but loads of fun to drive thanks to a 231-hp/170-kW engine that generates 350 Nm of torque and ALL4 all-wheel-drive.. It cuts an imposing figure too, but slips smoothly through the oncoming wind thanks to the John Cooper Works aerodynamic kit.

A sleek set of LED rear lights are the most striking feature at the rear of the MINI Clubman. Two wide-set end pipes and the muscular rear apron accentuate its wide track and low centre of gravity, while the long wheelbase and elongated roof line ensure an elegant overall profile and a more spacious feel inside.

Impressive performance, unique design and versatility – it's all here. The question is: why look anywhere else?

For detailed information on fuel consumption and emissions, see the Technical Data on page 56.  
The model/motorisation with these values shown are orderable until 15 April 2018.  
Please check availability with your MINI dealer.








# PERFORMANCE MEETS ELEGANCE.

With great power comes great responsibility: an engine that packs a punch still needs to be harnessed effectively. For this you need sturdy 4-piston, fixed-caliper brakes (3), which come with Red fixed calipers and the John Cooper Works logo. The logo is a symbol of racing pedigree and can also be found on

the Chili Red side scuttles (4) and stylish door sill finishers (5). The roof spoiler (1) with aerodynamic spoiler lip ensures greater downforce, while the rear apron and bevelled stainless-steel end pipes (in Chrome) of the sports exhaust (2) round off the racy look.






Standard colour  
Moonwalk Grey



British Racing Green



Chili Red




Starlight Blue

# CHOOSE YOUR COLOUR.




Pepper White




White Silver



Melting Silver



Special colour  
MINI Yours Lapisluxury Blue




Special colour  
Rebel Green

Exclusive to John Cooper Works.

Rebel Green pays elegant homage to the undisputed colour of UK motorsport in its heyday: British Racing Green. It's reserved exclusively for MINI John Cooper Works models.

[mini.com](http://mini.com)



Emerald Grey



Thunder Grey




Midnight Black


## Roof and exterior mirror caps.




Chili Red



Aspen White



Jet Black



Body colour





# 4 WAYS TO TURN HEADS.

Whatever wheel rims you go for – 18", 19", Silver, Black or two-tone – your MINI John Cooper Works Clubman is guaranteed to turn heads wherever you go. To see how each option looks on a MINI, check out the MINI Configurator on the MINI website.

[mini.com](http://mini.com)

- 1 19" John Cooper Works Course Spoke 2-tone burnished
- 2 19" John Cooper Works Radial Spoke 526 2-tone (Jet Black, burnished)\*
- 3 18" John Cooper Works Grip Spoke black (standard)
- 4 18" John Cooper Works Grip Spoke silver

\* Available at [mini.com](http://mini.com)

# START WITH STYLE.

When you start up the MINI John Cooper Works Clubman, the MINI Centre Instrument displays the stylish start-screen (3). It also shows you key vehicle data and info from your smartphone, all integrated by MINI Connected. You can even set the glowing outer LED ring of the MINI Centre Instrument to function as a rev counter or speedometer. And the optional MINI Head-Up Display (2) lets

you decide your next move in milliseconds. It gives you a clear and on-demand view of key data such as your current rpm, which gear you're in, the optimal shift point, and more. The standard Dinamica/cloth sport seats (1) – also available in Carbon Black Dinamica/leather (4) – offer excellent lateral support.



# JOHN COOPER WORKS – A LEGEND LIVES ON.

The spectacular Mini Cooper rally victories of the 1960s have shown that agile handling can always beat sheer size. And that's as true today as it was then, as proven by MINI's rallying success of recent years.

From 2012 to 2015, MINI ALL4 Racing won the Dakar Rally four times in a row. Since its launch in 2017, the MINI John Cooper Works Rally has been competing alongside four-wheel drive vehicles. The 2018 Dakar Rally will see a further new addition in the shape of the brand new MINI John Cooper Works Buggy. This exciting innovation secures MINI Motorsport a place in the most competitive class of two-wheel drive vehicles.

It also serves as a clear sign of MINI Motorsport's unwavering dedication to long-distance rallying – the most adventurous motorsport imaginable.



Top picture: MINI John Cooper Works Buggy  
Middle/bottom picture: MINI John Cooper Works Rally

# MINI JOHN COOPER WORKS COUNTRYMAN.



# MORE ADVENTURES PER HOUR.

Enjoy a better view while enjoying the road even more in the MINI John Cooper Works Countryman. The ultimate Sports Activity Vehicle, the MINI John Cooper Works Countryman blends exceptional capability and inspired driving wherever it goes. It starts from the higher seating position – with a racetrack feel thanks to the 2-litre Twin Power Turbo engine with 170 kW/231 hp and a powerful 350 Nm of torque. The ALL4 all-wheel-drive catapults the MINI John Cooper Works Countryman from 0 to 100 km/h in 6.5 seconds and provides exciting off-road abilities to go with its powerful forward thrust and extreme traction – just in case you find yourself off paved roads and really want to hit the accelerator.

For detailed information on fuel consumption and emissions, see the Technical Data on page 57.  
The model/motorisation with these values shown are orderable until 15 April 2018.  
Please check availability with your MINI dealer.



# CLEAR EVIDENCE OF POWER.

A range of exclusive equipment, tested to strict racing standards, makes the MINI John Cooper Works Countryman stand out from the crowd. It certainly shows on the outside: take the four standard 4-piston fixed-caliper disc brakes, with their distinctive red discs and John Cooper Works logo on the fronts. Those suitably large brakes have ample room to do their job – and look great behind the optional John Cooper Works Course Spoke 19" light alloy rims (2). The standard John Cooper Works

aerodynamics kit, including a roof spoiler and distinctively stylish rear diffuser, makes another big impact on looks and performance. More signs of its competitive pedigree come from the side scuttles (1), radiator grille, and sport stripes on the bonnet and sides in distinctive Chili Red. Tapered, chromed stainless steel tailpipes set into the rear apron provide the finishing touch (3).



# THE COLOURS OF ADVENTURE.


Roof and exterior mirror caps.




Chili Red




Aspen White




Jet Black



Body colour



Special colour  
MINI Yours Lapisluxury Blue



Special colour  
Rebel Green

**Exclusive to John Cooper Works.**

Rebel Green pays elegant homage to the undisputed colour of UK motorsport in its heyday: British Racing Green. It's reserved exclusively for MINI John Cooper Works models.

[mini.com](http://mini.com)




Moonwalk Grey  
(standard colour)



Island Blue



British Racing Green



Chili Red



Light White



Melting Silver



Thunder Grey



Midnight Black



# STAND YOUR GROUND WITH STYLE.

An assured performance on any terrain – our 18" or 19" alloy rims come in a wide range of styles so you can tailor the look and feel of your MINI John Cooper Works Countryman to suit your own personal taste.

[mini.com](http://mini.com)

- ❶ 19" John Cooper Works Course Spoke, 2-tone, burnished
- ❷ 19" John Cooper Works Rally Spoke 536 2-tone (Aspen White, burnished)\*
- ❸ 19" John Cooper Works Rally Spoke 536 2-tone (Orbit Grey matt, burnished)\*
- ❹ 18" John Cooper Works Black Thrill Spoke burnished (standard)

\* Available at [mini.com](http://mini.com)





# THE ULTIMATE DRIVER'S PERSPECTIVE.

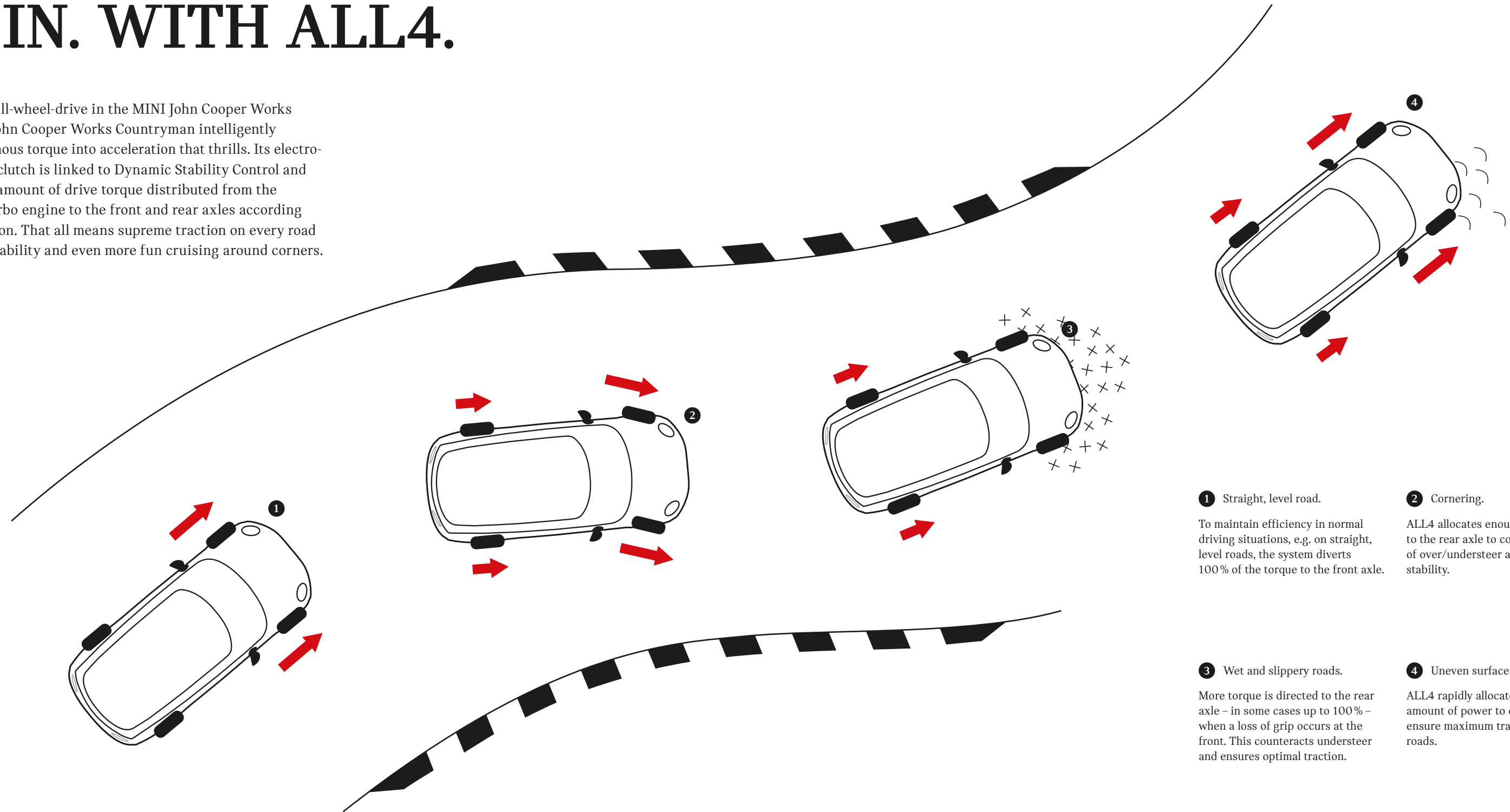
Take a seat and give it all you've got: the John Cooper Works sport seats available in Carbon Black Dinamica/leather (1) or the standard Dinamica/cloth sport seats (4) offer excellent lateral support when hitting those fast curves. So you're always keeping your eyes on the road at full speed, the optional MINI Head-Up Display (2) gives you a clear and on-demand view of key data such as your current rpm, which gear you're in, the optimal shift point and more.

When you start up, the MINI Centre Instrument displays the stylish startscreen (3). Here you're also shown key vehicle data or info from your smartphone, all integrated by MINI Connected. You can even set the glowing outer LED ring of the MINI Centre Instrument to function as a rev counter or speedometer.

# ALL IN. WITH ALL4.

The standard ALL4 all-wheel-drive in the MINI John Cooper Works Clubman and MINI John Cooper Works Countryman intelligently transforms the enormous torque into acceleration that thrills. Its electro-hydraulic multi-disc clutch is linked to Dynamic Stability Control and smoothly varies the amount of drive torque distributed from the MINI Twin Power Turbo engine to the front and rear axles according to the driving situation. That all means supreme traction on every road surface, maximum stability and even more fun cruising around corners.

 Drive torque



**1** Straight, level road.  
To maintain efficiency in normal driving situations, e.g. on straight, level roads, the system diverts 100% of the torque to the front axle.

**2** Cornering.  
ALL4 allocates enough torque to the rear axle to counter the onset of over/understeer and increase stability.

**3** Wet and slippery roads.  
More torque is directed to the rear axle – in some cases up to 100% – when a loss of grip occurs at the front. This counteracts understeer and ensures optimal traction.

**4** Uneven surfaces.  
ALL4 rapidly allocates the optimum amount of power to each axle to ensure maximum traction on uneven roads.



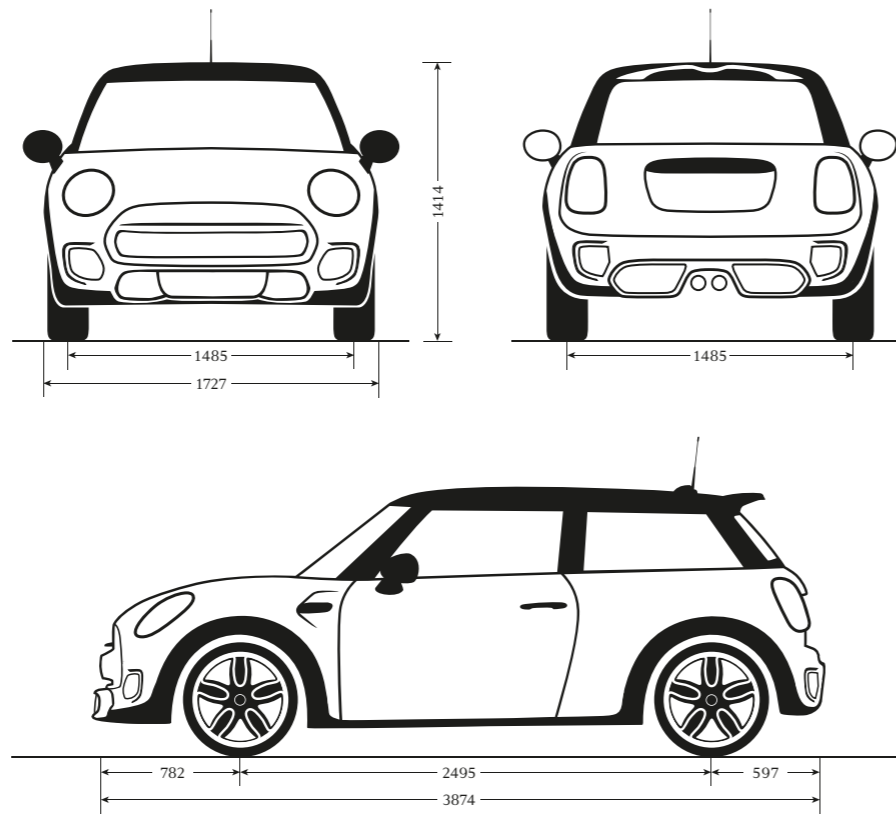
## JOHN COOPER WORKS ACCESSORIES.

There's only one way to improve a John Cooper Works: with John Cooper Works accessories. And you won't just see a difference – you can hear it too, thanks to the valve silencer system. Two modes are selectable via Bluetooth remote control (1): "Sport" produces an intense rumble (for everyday use), while "Track" unleashes the ultimate adrenaline kick (for racetrack use only). Perfekte Ergänzung: For a powerful look that complements the nerve-tingling sound, just add JCW tailpipe trims in Carbon (3) or Chrome, plus a rear diffuser (3) and Red edging. In a rush? Stay smart: Use the JCW key fob (2) (with built-in NFC chip) to control select functions on your smartphone.

Complete the dashing look with retrofittable JCW Pro Tuning parts. They're made of high-tech, motorsport-approved carbon fibre, which is sealed with a slick-looking, clear lacquer. Handmade exterior mirror caps (4) and the air intake trim (5) on the bonnet are two great ways to make your MINI look more like a racer – and with the JCW sports suspension (6) you might even feel like you're driving one. Tested by professional drivers on the Nürburgring track, the suspension offers 10–30 mm of height adjustment and delivers the ultimate go-kart feeling. Perforated, grooved disc brakes (6) provide maximum braking power. To find out more about the JCW accessories range, go online at [mini.com/jcw](http://mini.com/jcw)

## TECHNICAL DATA FOR THE MINI JOHN COOPER WORKS HATCH.

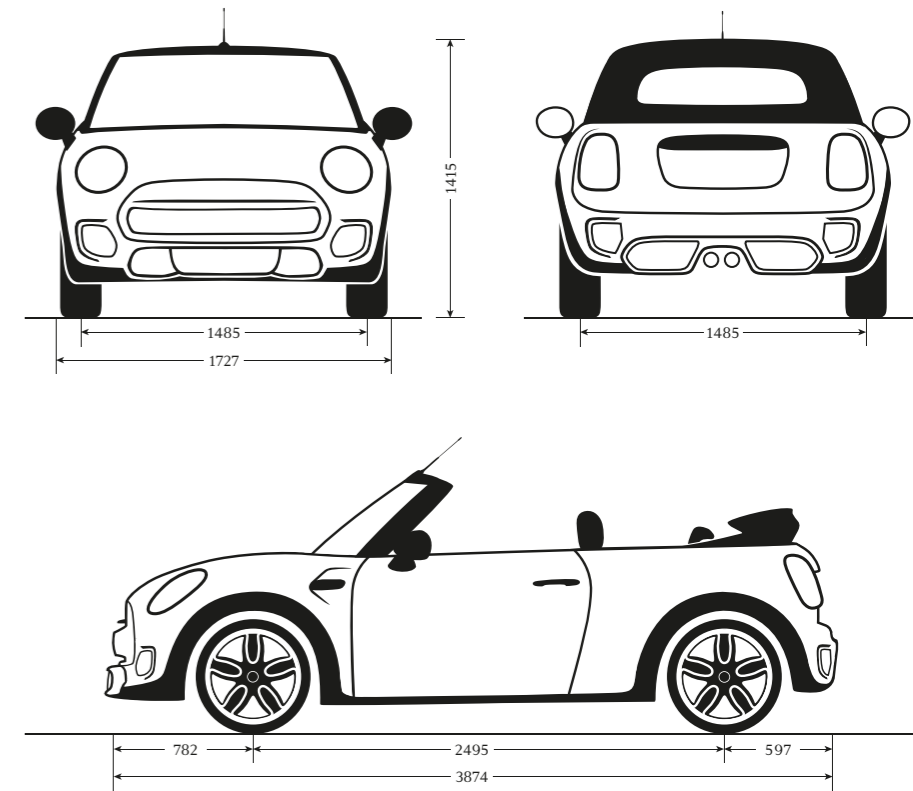
Engine <sup>1</sup>	Manual gearbox	Automatic gearbox
Cylinders/configuration/valves per cylinder	4/inline/4	4/inline/4
Displacement	cc 1998	1998
Stroke/bore	mm 94.6/82	94.6/82
Nominal power/rated speed	kW/hp/rpm 170/231/5200-6200	170/231/5200-6200
Max. torque/revs	Nm/rpm 320/1450-4800	320/1450-4800
Compression ratio/fuel	:1 10.2/98 RON	10.2/98 RON
<b>Performance</b>		
Max. speed	km/h / mph 246/153	246/153
Acceleration 0 - 100 mp/h	s 6.3	6.1
Acceleration 80 - 120 mp/h (5th gear)	s 5.6	-
<b>Fuel consumption<sup>1</sup></b>		
Urban	l/100 km 8.2	6.9
Extra-urban	l/100 km 5.6	5.0
Combined	l/100 km 6.6	5.7
CO <sub>2</sub> emissions, combined	g/km 150	130
Tank capacity	l 44	44
Range	km 665	770
<b>Weight/luggage capacity</b>		
Unladen weight EU <sup>2</sup>	kg 1295	1330
Max. permitted weight	kg 1685	1710
Max. permitted load	kg 465	455
Max. permitted axle load, front/rear	kg 935/775	965/775
Luggage capacity	l 211-731	211-731
<b>Wheels</b>		
Tyre dimensions, front/rear	205/45 R17 88Y XL	205/45 R17 88Y XL
Wheel dimensions, front/rear	7 J x 17 LM	7 J x 17 LM



All figures are in millimetres (mm).

## TECHNICAL DATA FOR THE MINI JOHN COOPER WORKS CONVERTIBLE.

Engine <sup>1</sup>	Manual gearbox	Automatic gearbox
Cylinders/configuration/valves per cylinder	4/inline/4	4/inline/4
Displacement	cc 1998	1998
Stroke/bore	mm 94.6/82	94.6/82
Nominal power/rated speed	kW/hp/rpm 170/231/5200-6200	170/231/5200-6200
Max. torque/revs	Nm/rpm 320/1450-4800	320/1450-4800
Compression ratio/fuel	:1 10.2/98 RON	10.2/98 RON
<b>Performance</b>		
Max. speed	km/h / mph 242/150	240/149
Acceleration 0 - 100 mp/h	s 6.6	6.5
Acceleration 80 - 120 mp/h (5th gear)	s 6.1	-
<b>Fuel consumption<sup>1</sup></b>		
Urban	l/100 km 8.3	7.1
Extra-urban	l/100 km 5.7	5.3
Combined	l/100 km 6.7	5.9
CO <sub>2</sub> emissions, combined	g/km 152	136
Tank capacity	l 44	44
Range	km 675	745
<b>Weight/luggage capacity</b>		
Unladen weight EU <sup>2</sup>	kg 1395	1435
Max. permitted weight	kg 1770	1795
Max. permitted load	kg 450	435
Max. permitted axle load, front/rear	kg 965/820	995/820
Luggage capacity	l 215	215
<b>Wheels</b>		
Tyre dimensions, front/rear	205/45 R17 88Y XL	205/45 R17 88Y XL
Wheel dimensions, front/rear	7 J x 17 LM	7 J x 17 LM



All figures are in millimetres (mm).

<sup>1</sup> The values of fuel consumptions, CO<sub>2</sub> emissions and energy consumptions shown are determined according to the European Regulation (EC) 715/2007 in the version applicable at the time of type approval. The figures refer to a vehicle with basic configuration in Germany and the range shown considers optional equipment and the different size of wheels and tires available on the selected model and may vary during the configuration.

<sup>2</sup> Assuming car is fuelled to 90% of usable tank capacity, and allowing 68 kg for the driver and 7 kg for luggage. Figure quoted is for standard-specification vehicles. Optional equipment will increase this figure.

The model/motorisation with these values shown are orderable until 15 April 2018. Please check availability with your MINI dealer.

## TECHNICAL DATA FOR THE MINI JOHN COOPER WORKS CLUBMAN.

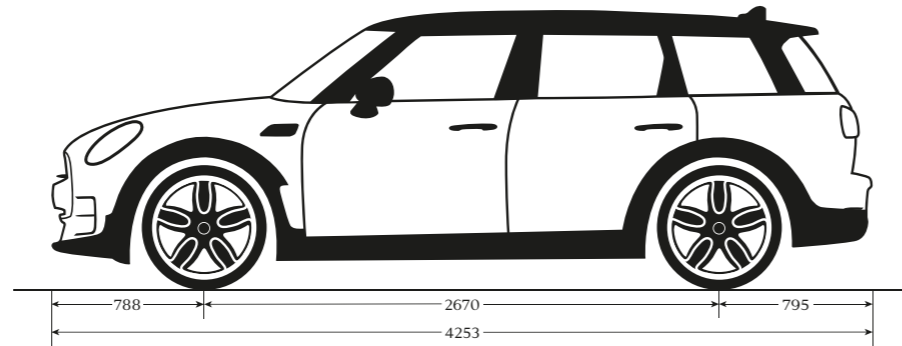
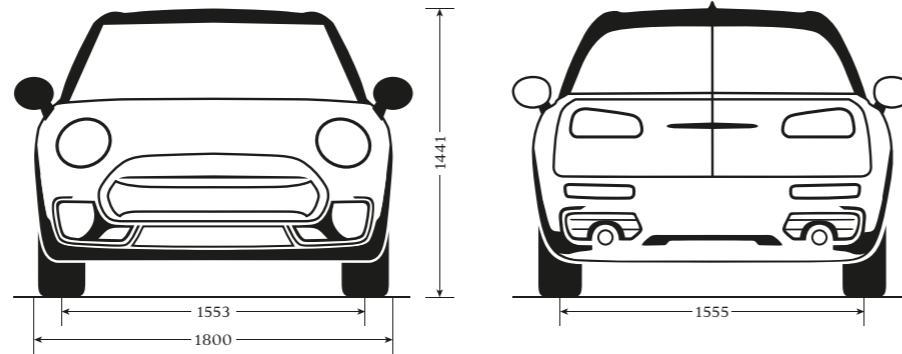
Engine <sup>1</sup>	Manual gearbox	Automatic gearbox
Cylinders/configuration/valves per cylinder	4/in-line/4	4/in-line/4
Displacement	cc 1998	1998
Stroke/bore	mm 94.6/82	94.6/82
Nominal power/ rated speed	kW/hp/ rpm 170/231/ 5000-6000	170/231/ 5000-6000
Max. torque/revs	Nm/rpm 350/1450-4500	350/1450-4500
Compression ratio/fuel	:1 10.2/98 RON	10.2/98 RON

Performance		
Max. speed	km/h/ mph 238/ 148	238/ 148
Acceleration 0-100 mp/h	s 6.3	6.3
Acceleration 80-120 mp/h (5th gear)	s 6.9	-

Fuel consumption <sup>1</sup>		
Urban	l/100 km 9.7	8.4
Extra-urban	l/100 km 6.0	5.8
Combined	l/100 km 7.4	6.8
CO <sub>2</sub> emissions, combined	g/km 168	154
Tank capacity	l 48	48
Range	km 650	705

Weight/Luggage capacity		
Unladen weight EU <sup>2</sup>	kg 1550	1565
Max. permitted weight	kg 2050	2070
Max. permitted load	kg 530	530
Max. permitted axle load. front/rear	kg 1065/1030	1085/1030
Luggage capacity	l 360-1250	360-1250

Wheels		
Tyre dimensions, front/rear	225/40 R18 92Y	225/40 R18 92Y
Wheel dimensions, front/rear	8J x 18 light alloy	8J x 18 light alloy



All figures are in millimetres (mm).

## TECHNICAL DATA FOR THE MINI JOHN COOPER WORKS COUNTRYMAN.


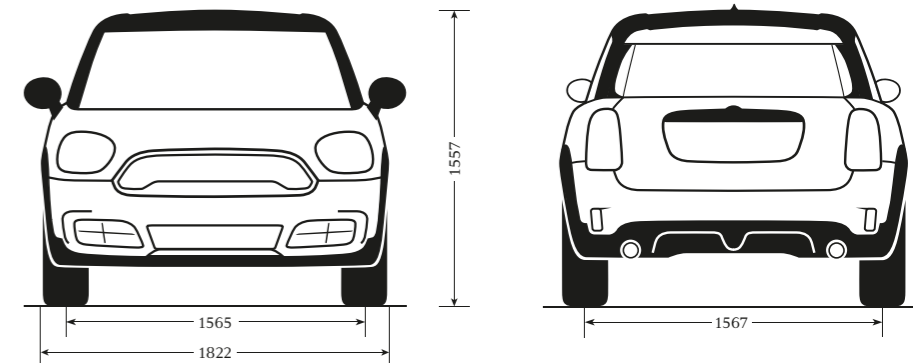
Engine <sup>1</sup>	Manual gearbox	Automatic gearbox
Cylinders/configuration/valves per cylinder	4/in-line/4	4/in-line/4
Displacement	cc 1998	1998
Stroke/bore	mm 94.6/82	94.6/82
Nominal power/ rated speed	kW/hp/ rpm 170/231/ 5000-6000	170/231/ 5000-6000
Max. torque/revs	Nm/rpm 350/1450-4500	350/1450-4500
Compression ratio/fuel	:1 10.2/98 RON	10.2/98 RON

Performance		
Max. speed	km/h/ mph 234/ 145	234/ 145
Acceleration 0-100 mp/h	s 6.5	6.5
Acceleration 80-120 mp/h (5th gear)	s 7.9	-

Fuel consumption <sup>1</sup>		
Urban	l/100 km 9.4	8.5
Extra-urban	l/100 km 6.2	6.0
Combined	l/100 km 7.4	6.9
CO <sub>2</sub> emissions, combined	g/km 169	158
Tank capacity	l 51	51
Range	km 690	740

Weight/Luggage capacity		
Unladen weight EU <sup>2</sup>	kg 1615	1630
Max. permitted weight	kg 2130	2150
Max. permitted load	kg 590	595
Max. permitted axle load. front/rear	kg 1115/1060	1130/1060
Luggage capacity	l 450-1390	450-1390

Wheels		
Tyre dimensions, front/rear	225/50 R18 99W XL	225/50 R18 99W XL
Wheel dimensions, front/rear	7.5 J x 18 light alloy	7.5 J x 18 light alloy



All figures are in millimetres (mm).

<sup>1</sup> The values of fuel consumptions, CO<sub>2</sub> emissions and energy consumptions shown are determined according to the European Regulation (EC) 715/2007 in the version applicable at the time of type approval. The figures refer to a vehicle with basic configuration in Germany and the range shown considers optional equipment and the different size of wheels and tires available on the selected model and may vary during the configuration.

<sup>2</sup> Assuming car is fuelled to 90% of usable tank capacity, and allowing 68 kg for the driver and 7 kg for luggage. Figure quoted is for standard-specification vehicles. Optional equipment will increase this figure.

The model/motorisation with these values shown are orderable until 15 April 2018. Please check availability with your MINI dealer.

### Warranty.

Every MINI is supplied with a 2-year dealer warranty against manufacturing defects. The MINI dealership where the purchase was made is responsible for honouring the warranty. Repair work can be carried out at any authorized MINI dealer, MINI Service Authorized Workshop or any other service centre authorized by MINI. Defects arising in the first 6 months after purchase are deemed by law to have existed at the time of purchase and the dealer has the onus of proving that the vehicle is not defective due to a manufacturing defect. Every MINI also comes with a 12-year anticorrosion warranty, which covers the vehicle against rusting of the body panels. The painted surfaces of the car are covered by a 3-year warranty. This warranty does not cover damage to the vehicle body or under-body caused by stone impacts, scratches or dents, accident damage or other damage caused by environmental factors. Failure to comply with the service schedule provided by the manufacturer may invalidate this warranty.

### Recycling.

At every stage, from design to disassembly, recycling is central to the MINI philosophy. For example, all the materials used in each vehicle's manufacture are selected because they can be used in the most sustainable and environmentally friendly way possible. That way, every MINI can be efficiently and ecologically recycled when its driving days are finally done. We have been working on this approach since 1994 at the BMW Group Recycling and Disassembly Centre in Munich, Germany, the only facility of its kind. Your MINI dealer will be pleased to advise you on the disposal of your old vehicle, or you can visit [mini.com](http://mini.com)

# TIME TO THRILL YOURSELF.

Experience your favourite roads in a whole new way – on a test drive in the MINI John Cooper Works model of your choice. Try one out and discover the sportiest, fastest and most exciting MINI ever. Your MINI dealer looks forward to booking your appointment.

[mini.com](http://mini.com)

