



**SUBARU**

# SOLTERRA

2024



For a world *discovered*



## *A new dawn for all seasons*

With the dawn of a new era upon us, led by electrification, one thing will always remain true. That is, a Subaru will always be a Subaru – and feel like a Subaru.

Introducing the all-new Subaru Solterra. It's everything Australia loves about Subaru. Capable at its core and designed for an authentic life of discovery, right here in the home of Subaru, Australia.

Solterra is the 'anything is possible' expression of Subaru and the catalyst for seeking out the amazing in your world, every day.

Progressive, agile, responsive and incredibly capable, the Solterra lets you see and discover the world through new eyes. A world where everything is suddenly more exciting, and where your conscious is awakened to a brighter and better future.

Solterra is a new dawn for all seasons.





Symmetrical AWD



X-Mode



Electric Vehicle



## Electrified adventure

Subaru's first-ever all-electric SUV, the Subaru Solterra, has a boundless and restless energy ready for many epic adventures.

With Subaru's evolving electric technology lighting up the future, the brand's iconic Symmetrical All-Wheel Drive (SAWD) is evolving too. In Solterra, the famous SAWD has been redesigned to perform optimally with the dual electric motors, and a brand new e-Subaru Global Platform, to create stability and power distribution for maximum traction.

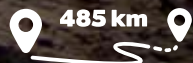
Confidently traversing challenging terrains with its class-leading ground clearance, Solterra's quiet, smooth drive belies its rugged capability. With over 400km range<sup>1</sup> allowing you to explore Australia's horizons, Subaru X-Mode, also delivers robust driving traction with superior Grip Control to prevent slipping. Engage the S Pedal Drive switch and maximum available regenerative braking is engaged to help recharge the battery. While Drive Mode Select with Normal, Eco and Power modes lets you customise your drive.

1. Figure based on NEDC (New European Driving Cycle) static laboratory combined average city and highway cycle test mandated by ADR 81/02. Range figure are laboratory test results only based on standardised testing conditions which measure, energy consumption and range. Actual real world range results will likely be less and to the extent that they are less will depend on a combination of factors including but not limited to load, traffic conditions, driving style, type of journey, vehicle configuration, battery age and condition, use of vehicle features (such as heating and air conditioning), as well as operating, environmental and climate conditions. It is for comparison purposes only and not intended to give an accurate indication of what might be achieved in the real world. 2. Ground clearance at kerb weight.





Symmetrical AWD



485 km  
NEDC Test Range<sup>1</sup>



212mm Ground  
Clearance<sup>2</sup>

## Leading the charge

Subaru does nothing by halves. So embarking on a new electric era first meant many years of rigorous research and development.

The result is the all-electric Subaru Solterra, an SUV engineered to be the best it can possibly be. Driven by a robust battery, Solterra rides on a dedicated, all-new Subaru e-Global Platform. Engineered to maximise balance, performance and responsive handling, the battery is centrally positioned between the front and rear wheels, resulting in exceptionally low centre of gravity.

With the Battery Electric Vehicle (BEV), you can enjoy the peace of mind of an 8 Year/160,000 Km High Voltage Battery Warranty<sup>1</sup>. Plus the assurance of the Subaru design philosophy to design electric vehicles that are safe, fun to drive and responsible too.

1. The Subaru New Vehicle Warranty period on high voltage batteries for Subaru Electric vehicles is 8 years/160,000 kms, whichever comes first.





Electric Vehicle



Battery Electric Vehicle  
(BEV)



e-Subaru Global Platform

## A unique vision

Putting the human factor centre stage, Subaru Solterra has been designed for a seamless, comfortable and enjoyable driving experience. Designed from the perspective of the driver, the cockpit layout puts everything within optimal sight and reach. From the smaller, more compact steering wheel, to the top mounted, 7" multi-information digital display. Positioned just below the driver's line of sight, with a view to the road ahead, the digital display provides instant access to essential vehicle information, while reducing eye movement fatigue.

Lighting up the interior is the high-resolution, 12.3" infotainment system with touchscreen and intuitive design. This design is enhanced by effortless connectivity, thanks to *Bluetooth*<sup>1</sup> wireless Apple CarPlay<sup>®</sup> and Android Auto<sup>™</sup> connectivity<sup>2</sup>, and the Solterra AWD Touring adds Wireless Qi charging<sup>3</sup>. The fully immersive experience is completed in the Subaru Solterra AWD Touring by the clarity of the premium 10 speaker Harman Kardon<sup>®</sup> sound system<sup>4</sup> with sub-woofer and amplifier.

1. *Bluetooth*<sup>®</sup> is a registered trademark of Bluetooth SIG Inc. System operation ability is subject to the *Bluetooth*<sup>®</sup> wireless technology specification of individual's phone. 2. Compatible Apple<sup>®</sup> or Android<sup>™</sup> device required. 3. Compatible Qi enabled and compliant device required and available on Solterra AWD Touring only. 4. Harman Kardon<sup>®</sup> is a registered trademark of HARMAN International Industries, Incorporated. Only available on Subaru Solterra AWD Touring.







**12.3" TOUCHSCREEN INFOTAINMENT SYSTEM**



**10 HARMAN KARDON<sup>®4</sup> SPEAKERS**

Premium 10 speaker Harman Kardon<sup>®4</sup> sound system available on the Subaru Solterra AWD Touring only.



**HEATED STEERING WHEEL**





## The persistence of design

A dynamic fusion of function and style, the all-new Subaru Solterra is designed in harmony with the unique and bold Australian landscape. The rugged, yet aerodynamic body, is a reflection of its All-Wheel Drive capability and is carefully curated to enhance its EV performance. The streamlined body features front side air curtain, to both control and optimise airflow for reduced noise disturbance and to maximum performance efficiency.

The bold front and rear styling is exclusive to Solterra and characterised by Subaru's expressive, C-shaped LED lamp design. The flowing bodylines are punctuated by assertive wheel flares, striking alloy wheels and a distinctive front bumper, which proudly displays Subaru's iconic hexagonal design marque.

## Plug and play

The spirit of adventure drives the all-new Subaru Solterra, with accessible charging wherever the road takes you.



Electric Vehicle



Battery Electric Vehicle  
(BEV)

Start the day fully-charged and ready to take on the world, with Subaru Solterra's flexible charging options that are as easy as plug and play – at home or on the go. Simply plug in to a standard wall outlet at home using the included Portable Charging Cable. Or up the ante and access faster charging with a Level 2 charger, available as an accessory through your Subaru Retailer. Additional Level 2 and Level 3 chargers are available for topping up at a range of convenient public locations, including stores and car parks, with options including fast chargers and rapid chargers.

### Subaru Solterra EV Charger types, rates and range<sup>1</sup>:

**Level 1 Charger (general power outlet):** A 2kW charger will take approximately 35 hours to charge<sup>2</sup> the battery from 0% -100%.

**Level 2 Charger (AC charger – single phase):** A 7kW charger will take approximately 9.5 hours to charge<sup>2</sup> the battery from 0% to 100%.

**Level 2 Charger (AC charger – three phase):** A 11kW charger will take approximately 6.5 hours to charge<sup>2</sup> the battery from 0% to 100%.

**Level 3 Charger (DC charger and fast charger up to 150kW):** A 150kW charger will take approximately 30 minutes to charge<sup>2</sup> the battery from 0% - 80%.

1. The Subaru Solterra has a maximum AC charging output of 11kW. 2. Charging times will vary depending on a variety of factors including, but not limited to, the output of the charger being used, starting battery charge, charging equipment, ambient temperature, battery state as well as the age of the battery at point of use. As a result of these factors, charging times may therefore vary significantly. Before charging your Subaru at home, consult with a licensed electrician to ensure your home electrical system can support the charging of your car.





C K  
C2





Image indicative only



## Heart and soul

Having engineered and built the all-new Subaru Solterra for the dawn of a new era, the creators were unanimous that some things remained sacrosanct.




Symmetrical AWD



e-Subaru Global Platform

The heart and soul of the all-new Subaru Solterra owes its vitality to Subaru's unique DNA. Subaru's legendary Symmetrical All-Wheel Drive system, is combined with Solterra's super low centre of gravity. Achieved by positioning the main drive battery centrally between the front and rear wheels, this configuration helps to deliver improved stability and optimum cornering.

To harness the optimised front-rear and right-left weight distribution of the dual electric motors, the all-new Solterra required an all-new e-Subaru Global Platform. Maximising the connection between the vehicle and the road, this configuration helps to deliver an innate balance while driving power to all four wheels. With simultaneous power distribution, Solterra boasts twice the grip capacity, compared to two wheel drive vehicles, resulting in superior handling confidence and the freedom to enjoy a world discovered.

 Safety and performance are built into the very core of Subaru Solterra, learn more about the advanced engineering at [www.subaru.com.au/solterra](http://www.subaru.com.au/solterra)





Subaru Solterra AWD Touring



The all-new Subaru Solterra is ready for all-new adventures with its impressive off-road capability, legendary Symmetrical All-Wheel Drive and the advanced control of X-Mode.



**X MODE**

Activated by the press of a button, X-Mode helps moderate wheel spin and maximise traction.

## Forge a new path

With Symmetrical All-Wheel Drive distributing power simultaneously to all four wheels, Subaru Solterra has an innate sense of balance from the ground up even in some of the most challenging terrain.

Activated at the touch of a button, X-Mode enhances off-road driving by delivering traction in response to the conditions. This intelligent electronic system constantly monitors the traction available to each wheel and centralises the control of key components including the motors and brakes to help manage slippery conditions.

Subaru Solterra offers two X-Mode settings to dial up the traction to suit the driving conditions - from slippery crossings, to deep snow.

 Learn more about the unique features of the terrain taming X-Mode at [www.subaru.com.au/solterra](http://www.subaru.com.au/solterra)






Protecting you and your passengers throughout every moment of your journey always has been, and always will be, at the heart of everything Subaru does. Subaru strives to create innovative cars that protect you and your loved ones, whether they're in or outside the car.



## Towards zero fatal road accidents by 2030<sup>1</sup>

It's a philosophy that started with Subaru's first mass produced vehicle and saw Subaru achieve a number of world safety firsts.

Now, Subaru is proud to introduce its most important safety vision yet - working towards zero fatal road accidents in a Subaru vehicle by the year 2030<sup>1</sup>. A vision underpinned by the four vital safety pillars of Primary, Active, Preventative and Protective safety that work together to achieve Subaru's 'All-Around' approach to automotive manufacturing. By combining holistic design principles and advanced safety technologies with cutting-edge future innovations, the all-new Subaru Solterra aims to provide inherent safety and peace-of-mind, so you can drive into the future confidently.

 Road user safety is expressed in the design of countless Subaru innovations [www.subaru.com.au/solterra](http://www.subaru.com.au/solterra)

1. Subaru Corporation has publicly stated its aim to reduce the number of fatal accidents in a Subaru vehicle to zero by 2030 as well as the number of fatalities among pedestrians, cyclists and the like as a result of a collision with a Subaru vehicle. For more information on Subaru Corporation's CSR initiatives visit [www.subaru.co.jp/en/csr/subaru\\_csr/sixpriority/peace.html](http://www.subaru.co.jp/en/csr/subaru_csr/sixpriority/peace.html).







The all-new Subaru Solterra featuring preventative safety with Subaru Safety Sense.




Subaru Safety Sense

## Drive with intelligent safety

The all-new Subaru Solterra features Subaru Safety Sense giving you the confidence to discover your world anew. With a focus on pre-crash safety, Subaru Safety Sense technology uses an advanced monocular camera, with distant and wide vision, along with millimetre wave radar to accurately detect cars, pedestrians, road markings and speed signs. Subaru Safety Sense can use the information gathered to selectively control a range of vehicle functions, to help support the driver to help avoid collisions.

The systems help support preventative safety in a wide range of situations, with features including: Dynamic Radar Cruise Control, Emergency Driving Stop System, Emergency Steering Assist, Lane Departure Alert, Lane Tracing Assist, Low-Speed Acceleration Suppression, Road Sign Assist and Pre-Collision System functions.

 You'll look at safety with new eyes when you learn more about Subaru's advancements at [www.subaru.com.au/solterra](http://www.subaru.com.au/solterra)



Subaru Solterra sees the world through a different lens, with Subaru's Vision Assist using embedded cameras, advanced monitors and radar technology to detect vehicles and obstacles you can't see. Combined with Subaru Safety Sense, Subaru's Vision Assist underpins the brand's safety commitment to help avoid an accident in the first place.



### PANORAMIC 360 DEGREE VIEW MONITOR

The new Panoramic 360 Degree View Monitor provides added visibility and precision to help with that perfect park.







## All knowing, all seeing

Subaru's Vision Assist can help give drivers a greater awareness of the world around them. The Panoramic 360 Degree View Monitor, provides front, side and rear view for precision manoeuvrability. Blind Spot Monitor uses sensors to make lane changes safer, by warning of vehicles detected in the blind spot. Rear Cross Traffic Alert can warn the driver that another car is approaching when reversing out of a parking space, while Parking Support Brake automatically reduces drive output and can apply braking if it detects the risk of a low speed collision. While Rear Parking Sensors help prevent bumps and scrapes.

To look out for occupants opening a door or exiting the vehicle, Safe Exit Assist uses radar sensors to detect any vehicles or cyclists approaching from the rear. While, the LED Adaptive High-beam System automatically adjusts the headlight beams and light distribution modes to prevent dazzling other nearby road users, while maintaining optimum visibility.



Read more about the way Vision Assist innovations are keeping Subaru owners safe at [www.subaru.com.au/safety-preventative](http://www.subaru.com.au/safety-preventative)

An SUV that really has got your back, the all-new Subaru Solterra constantly monitors the driver's attention to help reduce the chance of accidents. With the Driver Monitoring System (DMS)<sup>1</sup> as standard in Subaru Solterra, this intelligent innovation tackles driver distraction and fatigue.



Driver Monitoring System<sup>1</sup>

## Always alert

Whether your journey is long or short, Subaru recognises that at times the driver may be distracted. Which is why Driver Monitoring System (DMS)<sup>1</sup> has been developed to offer another layer of safety.

The all-new Subaru Solterra's DMS<sup>1</sup> uses near infrared LEDs and a camera to recognise when the driver's attention is waning. An alert can then warn the driver, reminding them to refocus on the road ahead.



Learn how the DMS watches out for signs of driver distraction at [www.subaru.com.au/safety-preventative](http://www.subaru.com.au/safety-preventative)

1. The Driver Monitoring System (DMS) features for Solterra are distraction warning and drowsiness warning. DMS performance and capability is dependent on environmental and technical conditions. Refer to Owner's Manual for full details.









Designated crumple zones direct impact energy away from the ring-shaped passenger safety cell.



## Peace of mind protection

It has always been Subaru's purpose to design vehicles with a crucial advantage in road safety and occupant protection. While Towards Zero fatal road accidents in a Subaru vehicle by the year 2030<sup>1</sup> represents Subaru's ambitious future target, decades of astute observation, structural development and design research has informed the remarkable safety advances built into the all-new Subaru Solterra.

With the dawn of electrification Subaru Solterra also delivers a unique level of protection that is underpinned by a carefully engineered body structure and the e-Subaru Global Platform, including the ring-shaped passenger safety cell. The ring-shaped passenger safety cell that cocoons occupants has been designed to help absorb and direct the impact of a collision around the cabin, rather than through it. Meanwhile, special attention has been paid to reinforcing the frame around the BEV system, to enhance energy absorption and help reduce impact force in the event of a collision.

In addition, the chassis structure has been engineered to include crushable zones, absorbing collision energy to effectively protect passengers. Plus ISOFIX anchor points help to remove the complication when installing ISOFIX compliant child car seats and provides added peace of mind. While Subaru can't control every variable on the road, the inclusion of seven SRS<sup>2</sup> airbags in the Subaru Solterra, including a front seat centre airbag, to help reduce the possibility of serious injury in the event of a serious accident.



Discover more reasons why Subaru Solterra gives you peace of mind protection at [www.subaru.com.au/solterra](https://www.subaru.com.au/solterra)

1. Subaru Corporation has publicly stated its aim to reduce the number of fatal accidents in a Subaru vehicle to zero by 2030 as well as the number of fatalities among pedestrians, cyclists and the like as a result of a collision with a Subaru vehicle. For more information on Subaru Corporation's CSR initiatives visit [www.subaru.co.jp/en/csr/subaru\\_csr/sixpriority/peace.html](https://www.subaru.co.jp/en/csr/subaru_csr/sixpriority/peace.html). 2. SRS: Supplemental Restraint System. Effective when used in conjunction with seatbelts.





Subaru Solterra AWD Touring









Subaru Solterra AWD Touring with optional Subaru accessories sold separately



## Take adventure with you.

With a world waiting to be discovered beyond your driveway, Subaru Solterra has the accessories to make every trip epic. Traverse country lanes and back roads with premium accessories designed to make the most of every season, from surf to snow.



OCULAR LTE PLUS - 3 PHASE



ROOF CROSSBARS<sup>1</sup>



So whether you want to protect your investment, or be inspired to go further, check out the full range - including popular accessory bundle packs offering great value at [www.subaru.com.au/solterra/accessories](http://www.subaru.com.au/solterra/accessories)

1. Image indicative for illustration purposes only, specifications subject to change.



## From dawn to dust

The freedom of long days packed with adventure lift the spirit and Subaru Solterra does it in customised style, with a range of accessories as tough and as diverse as this wide brown land.

Subaru Solterra AWD Touring with optional Subaru accessories sold separately





**PROTECTION FILM HOOD**



**PROTECTION FILM ROOF**



**PROTECTION FILM DOOR HANDLE**



**REAR BACK SEAT PROTECTOR**



**ALUMINIUM SCUFF PLATE**



**FLOOR MAT RUBBER**



**BOOT FLAP**



**BIKE HOLDER - SILVER**



**KAYAK CARRIER - DOCKGLIDE**



So whether you want to protect your investment, or be inspired to go further, check out the full range - including popular accessory bundle packs offering great value at [www.subaru.com.au/solterra/accessories](http://www.subaru.com.au/solterra/accessories)



## Subaru Solterra accessories

Applicable based on vehicle specification

Not applicable based on vehicle specification

PART NUMBER	ACCESSORY	Solterra AWD	Solterra AWD Touring
<b>Styling</b>			
PW38242006	Side Sill Plate	•	•
J121SE1000	Exterior Side Graphic	•	•
<b>Protection</b>			
PW21042056	Rubber Mat Set	•	•
PW16942000	Mirror Protection Film	•	•
PW17442002	Door Edge Protection Film		
PW17447000	Door Handle Protection Film (set of 2)	•	•
PW17542000	Bonnet Protection Film	•	•
PW17A42000	Roof Protection Film	•	•
PW24142004	Rear Back Seat Protector	•	•
SAT6003	Bootlip & Bumper Protector	•	•
PK38942P10SP	Splash Guard Set (4)	•	•
<b>Cargo</b>			
SAT3040	Roof Cross Bars - Silver	•	•
SAT3041	Roof Cross Bars - Black	•	•
SAT3042	Roof Cross Bars - Wingbar Edge - Silver	•	•
SAT3043	Roof Cross Bars - Wingbar Edge - Black	•	•
SAT8045	Cargo Barrier	Coming soon	Coming soon
SAT9020	Lifestyle Awning Kit (cross bars required)	•	•
<b>Thule Roof Attachments and Accessories (Roof Cross Bars required)</b>			
SAT8023	Deluxe Ski Carrier - 4 Pair	•	•
SAT8024	Deluxe Ski Carrier - 6 Pair	•	•
SAT8028	Bicycle Holder Upright	•	•
SAT8018	Bicycle Holder - Silver (ProRide)	•	•
SAT8019	Bicycle Holder - Black (ProRide)	•	•
SAT9012	Ski Holder - 4 Pair	•	•
SAT9013	Ski Holder - 6 Pair	•	•
SAT9019	Kayak Carrier - Dockglide	•	•
SAT8032	Thule Roof Basket	•	•
SAT8041	Thule Surfpad (Large)	•	•
SAT8042	Thule Tiedown Straps (2)	•	•
SAT5013	Roof Box - Thule Force XT M (Matte Black)	•	•
SAT5014	Roof Box - Thule Force XT L (Matte Black)	•	•



## Subaru Solterra accessories

PART NUMBER	ACCESSORY	Solterra AWD	Solterra AWD Touring
SAT5015	Roof Box - Thule Force XT XL (Matte Black) <sup>1</sup>	•	•
SAT5018	Roof Box - Thule Vector M	•	•
SAT8030	Thule GoPack Set (4 bags for roof box)	•	•
<b>Convenience and Safety</b>			
SAC2010	First Aid Kit	•	•
SAT9007	Safety Triangle	•	•
0100250410	Garmin Dash Cam Mini 2 <sup>2</sup>	•	•
0100250511	Garmin Dash Cam 57 <sup>2</sup>	•	•
0101253000	Magnetic Mount (additional)	•	•
<b>Charging Packs<sup>3</sup></b>			
SOC20-BC-7.2KW-PLUS	OCULAR LTE PLUS - 1 PHASE 7KW	•	•
SOC20-BC-22KW-PLUS	OCULAR LTE PLUS - 3 PHASE 22KW	•	•
SEVB1	EV Charging Bundle 1	•	•
SEVB2	EV Charging Bundle 2	•	•
<b>Explorer Pack</b>			Coming soon
<b>Protection Pack</b>			Coming soon



### Smart Home Charging. Powering Your Drive.<sup>3</sup>


Installing a Home EV Charger is the fastest way to charge<sup>4</sup> your Subaru Solterra at home, and with the Ocular LTE. Plus, you'll be sure to be charged every morning with a Smart Home EV Charging Station. You can monitor your energy use with your home charger in real time via the *Bluetooth*<sup>®5</sup> Smartphone App. You can also review your energy trends and determine a charging schedule that aligns with off-peak periods or solar.

1. Luggage Pod may interfere with opening of tailgate. 2. Requires 8GB microSD™ card, Class-10 or faster (not included). 3. EVSE Australia, Subaru Australia's EV charging partner, manages all aspects of the installation, supply and maintenance of EV Home Chargers. 4. Charging times will vary depending on a variety of factors including, but not limited to, the output of the charger being used, starting battery charge, charging equipment, ambient temperature, battery state as well as the age of the battery at point of use. As a result of these factors, charging times may therefore vary significantly. Before charging your Subaru at home, consult with a licensed electrician to ensure your home electrical system can support the charging of your car. 5. *Bluetooth*<sup>®</sup> is a registered trademark of Bluetooth SIG Inc. System operation ability is subject to the *Bluetooth*<sup>®</sup> wireless technology specification of individual's phone.



# All the trimmings

The language of the all-new Subaru Solterra is all luxury, with exterior colours as bold as its design spirit. Or express Solterra's unique and modern electric style, with Subaru's first two-tone body colour option.



EXTERIOR COLOUR <sup>1</sup>	Solterra AWD	Solterra AWD Touring
A - Cosmic White Pearl	•	•
B - Smoked Carbon	•	•
C - Harbour Mist Grey Pearl	•	•
D - Dark Blue Mica	•	•
E - Elemental Red Pearl	•	•
F - Galactic Blue	•	•
G - Cosmic White Pearl/Galactic Black (two-tone)		•
H - Harbour Mist Grey Pearl/Galactic Black (two-tone)		•

1. Paint colours are representative only and subject to variation due to the printing process or screen settings.



Elegantly understated, the interior of Subaru Solterra reflects its contemporary aesthetic. Choose from premium Black cloth upholstery, or Black synthetic leather with textured inserts.



A



B

SEAT TRIM COLOUR	Solterra AWD	Solterra AWD Touring
A - Cloth - black	•	
B - Synthetic leather - black		•

# The Subaru Solterra range at a glance

The all-new Subaru Solterra range boasts distinctive features and new technology making it an irresistible blend of attitude and unmatched capability. See the pages that follow for a full list of specifications or visit [www.subaru.com.au/solterra](http://www.subaru.com.au/solterra)

## Standard across the range

- + Symmetrical All-Wheel Drive mounted to the all-new e-Subaru Global Platform
- + Dual electric motors producing a combined 160kW of power and 337 Nm of torque
- + A lithium-ion battery with an NEDC test range<sup>1</sup> of 485km
- + Up to 150kW DC fast charge input<sup>2</sup>
- + 2kW (8 Amp) AC charging cable with 10 Amp wall plug
- + S Pedal Drive
- + 2-mode X-Mode including the new Grip Control function
- + 212mm of ground clearance<sup>3</sup>
- + Subaru Safety Sense featuring:

## SUBARU SOLTERRA AWD



1. Figure based on NEDC (New European Driving Cycle) static laboratory combined average city and highway cycle test mandated by ADR 81/02. Range figure are laboratory test results only based on standardised testing conditions which measure, energy consumption and range. Actual real world range results will likely be less and to the extent that they are less will depend on a combination of factors including but not limited to load, traffic conditions, driving style, type of journey, vehicle configuration, battery age and condition, use of vehicle features (such as heating and air conditioning), as well as operating, environmental and climate conditions. It is for comparison purposes only and not intended to give an accurate indication of what might be achieved in the real world. 2. Charging times will vary depending on a variety of factors including, but not limited to, the output of the charger being used, starting battery charge, charging equipment, ambient temperature, battery state as well as the age of the battery at point of use. As a result of these factors, charging times may therefore vary significantly. 3. Ground clearance at kerb weight.



- Pre-Collision System, Dynamic Radar Cruise Control, Emergency Driving Stop System, Emergency Steering Assist, Lane Departure Alert, Lane Tracing Assist, Low-Speed Acceleration Suppression, Road Sign Assist and Speed Limiter.

+ Driver Monitor<sup>4</sup> System featuring

Distraction Warning and Drowsiness Warning

+ Vision assist tech including:  
- Adaptive High Beam System, Blind Spot Monitor, Panoramic 360 Degree View Monitor, Parking Support Brake, Rear Cross Traffic Alert, Rear Parking

Sensors and Safe Exit Assist

+ Digital rear view mirror  
+ A powered driver seat with electric lumbar support  
+ Heated front and rear outboard seats  
+ Heated steering wheel

+ 12.3" touchscreen infotainment system

+ 7" Digital instrumentation  
+ LED headlights and front fog lights  
+ Powered tailgate

## SUBARU SOLTERRA AWD TOURING



4. The Driver Monitoring System (DMS) features for Solterra are distraction warning and drowsiness warning. DMS performance and capability is dependent on environmental and technical conditions. Refer to Owner's Manual for full details. 5. Compatible Qi enabled and compliant device required. 6. The Advanced Park Assist system is designed to support the driver but has limitations in recognition accuracy and control performance. It is the driver's responsibility to remain aware of the vehicle's surroundings, including pedestrians and other vehicles, and drive safely. For more information, please consult the Owner's Manual. 7. Harman Kardon® is a registered trademark of HARMAN International Industries, Incorporated. Available on Subaru Solterra AWD Touring only.

# Subaru Solterra specifications<sup>1</sup>

Model	Solterra AWD	Solterra AWD Touring
<b>Transmission</b>		
Single-speed automatic transmission (Reduction Gear)	•	•
<b>Electric Motor</b>		
Front		
Type	Permanent magnet synchronous motor	
Maximum output	kW	80
Maximum torque	Nm	168.5
Rear		
Type	Permanent magnet synchronous motor	
Maximum output	kW	80
Maximum torque	Nm	168.5
Traction Battery		
Type	Li-ion	
Cell number	96	
Voltage	V	355.2
Battery capacity	kWh	71.4
Battery Performance		
Maximum charger output (DC charging)	kW	150
Maximum charger output (Single-phase AC charging)	kW	7
Maximum charger output (3-phase AC charging)	kW	11
Electric driving range (NEDC test range) <sup>2</sup>	km	485
Energy consumption (NEDC test range) <sup>2</sup>	Wh/km	141
Charge Function		
AC charger maximum output Single Phase	kW	7
7kW AC Charge Time <sup>3</sup> 0% to 100%	Hours	Approx. 9.5
AC charger maximum output 3 Phase	kW	11
11kW AC Charge Time <sup>3</sup> 0% to 100%	Hours	Approx. 6.5
DC charger maximum output	kW	150
150kW DC Charge Time <sup>3</sup> 0% to 80%	Mins	Approx. 30
Charging connector type	AC (Type 2) / DC (CCS2)	

1. Subaru Australia reserves the right to change mechanical specification and equipment levels without notice. 2. Figure based on NEDC (New European Driving Cycle) static laboratory combined average city and highway cycle test mandated by ADR 81/02. Range figure are laboratory test results only based on standardised testing conditions which measure, energy consumption and range. Actual real world range results will likely be less and to the extent that they are less will depend on a combination of factors including but not limited to load, traffic conditions, driving style, type of journey, vehicle configuration, battery age and condition, use of vehicle features (such as heating and air conditioning), as well as operating, environmental and climate conditions. It is for comparison purposes only and not intended to give an accurate indication of what might be achieved in the real world. 3. Charging times will vary depending on a variety of factors including, but not limited to, the output of the charger being used, starting battery charge, charging equipment, ambient temperature, battery state as well as the age of the battery at point of use. As a result of these factors, charging times may therefore vary significantly. Before charging your Subaru at home, consult with a licensed electrician to ensure your home electrical system can support the charging of your vehicle.



# Subaru Solterra specifications<sup>1</sup>

Model		Solterra AWD	Solterra AWD Touring
<b>Steering</b>			
Type		Electric power-assisted rack-and-pinion	
Minimum turning circle	m	11.2	
<b>Suspension</b>			
Type	Front	MacPherson strut type suspension	
	Rear	Double wishbone type suspension	
<b>Brakes</b>			
Type	Front	Ventilated disc brake	
	Rear	Ventilated disc brake	
<b>Wheels and Tyres</b>			
Tyres (width, profile, size, load index and speed rating)		235/60 R18 103H	235/50 R20 104V
Rim size		18x7.5J	20x7.5J
Wheels		18"	20"
Spare wheel		n/a (Puncture repair kit)	
<b>Measurement</b>			
Overall length	mm	4690	
Overall width	mm	1860	
Overall height	mm	1650	
Wheelbase	mm	2850	
Front track	mm	1600	
Rear track	mm	1610	
Minimum ground clearance <sup>2</sup>	mm	212	
Cargo volume - rear seat up/down	litres	410	
Tare mass <sup>3</sup>	kg	2015	2060
Seating capacity		5	
<b>Towing</b>			
With trailer brakes (max) <sup>4</sup>	kg	Australian specification Subaru Solterra is under development and not yet available	
Without trailer brakes (max) <sup>4</sup>	kg	Australian specification Subaru Solterra is under development and not yet available	
Maximum tow ball down load <sup>4</sup>	kg	Australian specification Subaru Solterra is under development and not yet available	

We understand the importance of towing capabilities for SUV owners. Currently, the towing capacity for the Australian specification Subaru Solterra is under development and not yet available. We're actively working with Subaru Corporation to share information about the towing capacity for Australian specification Subaru Solterra.

1. Subaru Australia reserves the right to change mechanical specification and equipment levels without notice. 2. Ground clearance at kerb weight. 3. Vehicle tare mass varies according to the types of optional equipment included. 4. Australian specification Subaru Solterra is under development and not yet available.

## Subaru Solterra features<sup>1</sup>

Model	Solterra AWD	Solterra AWD Touring
<b>Collision Avoidance</b>		
Symmetrical All-Wheel Drive (AWD)	•	•
Vehicle Dynamics Control system (VDC) featuring:	•	•
Electronic Stability Control (ESC)	•	•
Anti-lock Braking System (ABS)	•	•
Electronic Brakeforce Distribution (EBD)	•	•
Brake Assist	•	•
Traction Control System (TCS)	•	•
Active Cornering Assist	•	•
Auto Vehicle Hold (AVH)	•	•
Electronic parking brake	•	•
Driver Monitor System <sup>2</sup> - featuring:	•	•
Distraction warning	•	•
Drowsiness warning	•	•
Reverse camera	•	•
Vision Assist featuring:	•	•
Adaptive High-Beam System	•	•
Advanced Park Assist <sup>3</sup>		•
Blind Spot Monitor (BSM)	•	•
Front Parking Sensors	•	•
Panoramic 360 Degree View Monitor	•	•
Parking Support Brake	•	•
Rear Cross Traffic Alert (RCTA)	•	•
Rear parking sensors	•	•
Safe Exit Assist	•	•
<b>Collision Protection</b>		
SRS <sup>4</sup> airbags - dual front, dual front side, dual curtain and front seat centre	•	•
Height adjustable front seat headrests	•	•
Height adjustable rear seat headrests	•	•

1. Subaru Australia reserves the right to change mechanical specification and equipment levels without notice. 2. The Driver Monitoring System (DMS) features for Solterra are distraction warning and drowsiness warning. DMS performance and capability is dependent on environmental and technical conditions. Refer to Owner's Manual for full details. 3. The Advanced Park Assist system is designed to support the driver but has limitations in recognition accuracy and control performance. It is the driver's responsibility to remain aware of the vehicle's surroundings, including pedestrians and other vehicles, and drive safely. For more information, please consult the Owner's Manual. 4. SRS: Supplemental Restraint System. Effective when used in conjunction with seat belts.



## Subaru Solterra features<sup>1</sup>

Model	Solterra AWD	Solterra AWD Touring
<b>Child Safety</b>		
Child seat anchor points (x3)	•	•
Rear door child locks	•	•
ISOFIX anchor points for 2 ISOFIX compliant child restraints	•	•
<b>Intelligent Driving Dynamics</b>		
Drive Mode	•	•
Eco	•	•
Normal	•	•
Power	•	•
Subaru Safety Sense featuring:	•	•
Dynamic Radar Cruise Control	•	•
Emergency Driving Stop System	•	•
Emergency Steering Assist	•	•
Lane Departure Alert	•	•
Lane Tracing Assist	•	•
Low-Speed Acceleration Suppression	•	•
Pre-Collision System	•	•
Road Sign Assist	•	•
Speed Limiter	•	•
S Pedal Drive	•	•
X-Mode	2 mode	2 mode
Tyre Pressure Monitoring System	•	•
<b>Chassis and Mechanism</b>		
Front and rear stabiliser	•	•
<b>Exterior</b>		
Body coloured door handles	•	•
Body coloured mirrors	Black	Black

1. Subaru Australia reserves the right to change mechanical specification and equipment levels without notice.

## Subaru Solterra features<sup>1</sup>

Model	Solterra AWD	Solterra AWD Touring
Door mirrors:	•	•
Auto-dipping		•
Heated	•	•
Indicators	•	•
Position memory		•
Power-folding	Auto-folding	Auto-folding
Front wipers with de-icer	•	•
Panoramic glass roof		•
Puncture repair kit	•	•
Rear door, rear quarter and rear windscreen glass	Privacy Glass	Privacy Glass
Rear spoiler	•	•
Reverse camera washer	•	•
Roof rails	•	•
Shark fin antenna	•	•
18" alloy wheels with wheel cap	•	
20" alloy wheels		•
<b>Lighting - Exterior</b>		
Daytime Running Lights (DRL)	LED	LED
Front fog lights	LED	LED
Headlights - dusk-sensing	•	•
Headlights - self-levelling LED headlights with auto off	•	•
Puddle lamps - door mirror	•	•
Rear LED combination lights	•	•
<b>Lighting - Interior</b>		
Ambient lighting		LED
<b>Air-conditioning</b>		
Air-conditioning - dual zone climate control with rear vents	•	•
<b>Security</b>		
Immobiliser security system	•	•
<b>Instrumentation and Controls</b>		
Adjustable steering wheel - height and telescopic	•	•
Regeneration Mode Paddles	•	•

1. Subaru Australia reserves the right to change mechanical specification and equipment levels without notice.



## Subaru Solterra features<sup>1</sup>

Model	Solterra AWD	Solterra AWD Touring
<b>Multi-Function Displays</b>		
Multi-Information Display unit (MID) featuring:	•	•
7" LCD screen	•	•
<b>Storage</b>		
Cargo hooks	•	•
Cargo tray	•	•
Centre console box	•	•
Cupholders - centre console	•	•
Cupholders - rear	•	•
Door pockets with integrated bottle holder - front and rear	•	•
Pull-out cargo area tie down points	•	•
Retractable cargo blind	•	•
<b>Convenience</b>		
12V/120W power jack(s)	1	1
USB-C charge port - front centre console	2	2
USB-C charge port - rear passengers	2	2
2kW (8 Amp) AC charging cable with 10 Amp wall plug	•	•
Rain-sensing front windscreen wipers	•	•
Power mirrors and windows	Front & rear window with auto function	Front & rear window with auto function
Power windows - all with AUTO function	•	•
Powered tailgate	•	•
Digital rear view mirror	•	•
Smart key and push-start ignition	•	•
Sunvisors - illuminated with vanity mirrors - driver and front passenger	LED	LED
<b>Interior Trims</b>		
Carpet mat set	•	•
Leather steering wheel	•	•
Heated steering wheel	•	•
Seat trim - cloth	•	•
Seat trim - synthetic leather	•	•
Seat trim colour - black	•	•

1. Subaru Australia reserves the right to change mechanical specification and equipment levels without notice.

## Subaru Solterra features<sup>1</sup>

Model	Solterra AWD	Solterra AWD Touring
<b>Seating Extras</b>		
60/40 split folding rear seats	•	•
8-way power seat - driver	•	
8-way power seat - front passenger		•
8-way power seat with dual memory - driver		•
Heated seats - driver and front passenger	•	•
Heated seats - rear outboard	•	•
Electric lumbar support - driver	•	•
Reclining rear seat	•	•
<b>Entertainment</b>		
Integrated infotainment system featuring:	•	•
Satellite navigation	•	•
AM/FM radio	•	•
Digital radio <sup>2</sup> (DAB+)	•	•
Apple CarPlay <sup>®</sup> and Android Auto <sup>™</sup> connectivity <sup>3</sup>	Wireless	Wireless
6 speakers	•	
10 Harman Kardon <sup>®4</sup> speakers, subwoofer and amplifier		•
12.3" touchscreen	•	•
<i>Bluetooth</i> <sup>®5</sup> wireless technology with:	•	•
Handsfree mobile communication	•	•
Audio streaming <sup>6</sup>	•	•
Voice command recognition	•	•
USB-A connection/s	1	1
Wireless Qi charger <sup>7</sup>		•

1. Subaru Australia reserves the right to change mechanical specification and equipment levels without notice. 2. Digital radio reception not available in all areas. 3. Compatible Apple<sup>®</sup> or Android<sup>™</sup> device required. 4. Harman Kardon<sup>®</sup> is a registered trademark of HARMAN International Industries, Incorporated. 5. *Bluetooth*<sup>®</sup> is a registered trademark of Bluetooth SIG Inc. System operation ability is subject to the *Bluetooth*<sup>®</sup> wireless technology specification of individual device. 6. There may be restrictions on features available for certain models that are not fully compliant with AVCRP. 7. Compatible Qi enabled and compliant device required.



## Subaru Solterra features<sup>1</sup>

Model	Solterra AWD	Solterra AWD Touring
<b>Warranty and Service</b>		
5 Year/Unlimited Km Warranty <sup>2</sup>	•	•
8 Year/160,000 Km High Voltage Battery Warranty <sup>3</sup>	•	•
5 Year/75,000km Service Plan <sup>4</sup>	•	•
5 Year Roadside Assistance Program <sup>5</sup>	•	•

1. Subaru Australia reserves the right to change mechanical specification and equipment levels without notice. 2. Every new Subaru comes with a 5 Year/Unlimited Km warranty period, unless the vehicle is used as a hire car, taxi, ride share, rental, driving school, delivery or courier vehicle in which case the warranty period is 5 Year/150,000 Km (whichever occurs first). For full warranty terms and conditions, visit [www.subaru.com.au/owners/warranty](http://www.subaru.com.au/owners/warranty). 3. The Subaru New Vehicle Warranty period on high voltage batteries for Subaru Electric vehicles is 8 years/160,000 kms, whichever comes first. 4. The 5 Year Service Plan is applicable to Subaru Solterra models. The recommended scheduled service interval for Subaru Solterra models is every 12 months or 15,000 kilometres, whichever occurs first. Conditions Apply: Service Plan covers Scheduled Services A to E as set out in the vehicle's Warranty and Service Handbook. The first five (5) standard scheduled services are covered under the Subaru 5 Year Service Plan Program (not counting the 1 Month Health Check and Chat). For full terms and conditions visit [www.subaru.com.au/service/plans](http://www.subaru.com.au/service/plans). The 5-year/75,000-kilometer service plan can only be utilised at an authorised Subaru Service Centre. 5. For Subaru's Solterra 5 Year Roadside Assistance Program, eligible Subaru Solterra customers are those retail and novated lease customers who opt into the 5 Years Roadside Assistance Program. For full terms and conditions, visit [www.subaru.com.au](http://www.subaru.com.au).

# Welcome to the family

With a conviction reflected in its name, created using the Latin words for 'sun' and 'earth', the all-new Subaru Solterra is committed to caring for the world around us. While inspiring adventure and curiosity, Subaru also welcomes all new owners into an exclusive family that gives you access to a number of benefits.

## SUBARU NEW CAR WARRANTY - 5 YEAR/UNLIMITED KILOMETRES<sup>1</sup>

Every new Subaru purchased for private use is covered by a 5 Year/Unlimited Km manufacturer's national warranty. Visit [www.subaru.com.au/owners/warranty](http://www.subaru.com.au/owners/warranty) or ask your Subaru Retailer for more information.

## SUBARU SOLTERRA 5 YEAR/75,000 KM SERVICE PLAN PROGRAM<sup>2</sup>

Under the Subaru Solterra 5 Year/75,000 Kilometre Service Plan, owners of eligible Model Year 2024 Subaru Solterra vehicles are covered for scheduled servicing during their first 5 years of ownership, or the first 75,000 kilometres (whichever comes first), free of any additional charge. You'll have peace of mind knowing that specialist Subaru technicians will be looking after your pride and joy using only Genuine Subaru Parts.

## 1 MONTH HEALTH CHECK AND CHAT

The 1 Month Health Check and Chat is a free consultation within the first month after delivery of your new Subaru. It allows our factory-trained technicians to provide quick vehicle checks, and one of our Service Advisors will answer any of your questions to help ensure an ongoing, worry-free experience.

## SUBARU'S MAP UPDATES<sup>3</sup>

If your new Subaru is fitted with a factory line fit navigation unit, your unit will be covered by Subaru's Map Update Program - guaranteeing you'll have access to the latest maps for the first 3 years of ownership.

1. Every new Subaru comes with a 5 Year/Unlimited Km warranty period, unless the vehicle is used as a hire car, taxi, ride share, rental, driving school, delivery or courier vehicle in which case the warranty period is 5 Year/150,000 Km (whichever occurs first). For full warranty terms and conditions, visit [www.subaru.com.au/owners/warranty](http://www.subaru.com.au/owners/warranty). 2. Every Subaru Solterra vehicle is covered for scheduled servicing during their first 5 years of ownership, or the first 75,000 kilometres (whichever comes first), free of any additional charge. For full Service Plan Terms and Conditions visit [www.subaru.com.au/service/plans](http://www.subaru.com.au/service/plans). 3. Subaru's Map Update Program is available on 2024 Subaru Solterra variants purchased with the factory line fit navigation unit. Subaru's Map Update Program is not available on accessory fit or dealer sourced navigation units. For full terms and conditions of the Subaru Map Update Program visit [www.subaru.com.au/servicing/subaru-map-update-program](http://www.subaru.com.au/servicing/subaru-map-update-program).



## SUBARU ROADSIDE ASSISTANCE<sup>1</sup>

Subaru Solterra Owner's will enjoy 5 Years of Subaru Roadside Assistance and Club Membership to your State Motoring Club, helping you get to where you need to be. If you're in need of Roadside Assistance, call 13 11 11.

## SUBARU CERTIFIED COLLISION REPAIRER NETWORK<sup>2</sup>

With a dedicated Subaru Certified Collision Repairer helpline available on 1800 737 179, help is available when you need it most. Available 24-hours a day, 7 days a week, help is only a phone call away. Subaru Certified Collision Repairers guarantee that trained specialists will repair your Subaru to strict factory specifications using Genuine Subaru Parts.

## GENUINE ACCESSORIES

Genuine Subaru Accessories are designed to enhance your vehicle, help you get more stuff done and have more fun! Our genuine accessories are factory approved by Subaru and are protected by the Genuine Subaru Accessories Warranty. For our full range of Subaru Solterra accessories visit [www.subaru.com.au/solterra/accessories](http://www.subaru.com.au/solterra/accessories). For more information on Genuine Subaru Accessories, visit [www.subaru.com.au/accessories-information](http://www.subaru.com.au/accessories-information).

## SUBARU INSURANCE<sup>3</sup>

It's important to enjoy the freedom of owning a Subaru, but it's also important to protect it. Subaru Premier Motor Vehicle Insurance is designed to protect your Subaru and your investment in it.

## SUBARU CERTIFIED USED CARS

Looking for a high quality used Subaru? Every Subaru Certified Used Car has passed a 120-point quality inspection giving you peace of mind - from participating Subaru Certified Used Car Retailers.

## SUBARU FINANCIAL SERVICES<sup>4</sup>

When you fall in love and know it's the one, you don't want to wait. So why should you? Subaru Financial Services brings you and your Subaru together, faster. It's like a Vegas wedding, with a bit more class and a lot better with numbers. And the only thing better than your new Subaru, is your next one. So we work hard to make upgrading into a newer Subaru more often, part of the process. It's a lifelong love affair - we get it. Available at participating Subaru Financial Services Retailers.

1. 5 Years of Subaru Roadside Assistance and Club Membership is standard upon activation with the relevant Motoring Club in each state. To receive this benefit the customer must opt into the 5 Year Roadside Assistance and Club Membership Offer at time of vehicle delivery. Eligible customers are those retail and novated lease customers who purchase a new Subaru Solterra and have less than 5 vehicles under the Club Membership offer. Customers must provide a valid phone number and residential address, as well as date of birth. Fleet, Government and Rental companies are excluded. Terms and conditions apply. For more information, visit [www.subaru.com.au/roadside-assistance-program](http://www.subaru.com.au/roadside-assistance-program). 2. Subaru Certified Collision Repairer network not available in all areas. Call 1800 737 179 or visit [www.subaru.com.au/retailers](http://www.subaru.com.au/retailers) to find your closest Subaru Certified Collision Repairer. 3. Subaru Insurance products are issued by Allianz Australia Insurance Limited AFS Licence No. 234 708 ABN 15 000 122 850 (Allianz). In arranging this insurance Subaru (Aust) Pty Limited ABN 95 000 312 792 (Subaru) and the authorised dealers act as agents of Allianz and not as your agent. Neither Subaru nor any of its related companies or appointed authorised Retailers have any liability in respect of these policies. 4. Finance to approved applicants only. Credit criteria, fees, charges and T&Cs apply. Finance is provided by IFSA Pty Ltd ABN 39 651 319 774 trading as Subaru Financial Services, managed by Allied Retail Finance Pty Ltd ABN 31 609 859 985 Australian Credit Licence 483211.









*Start a journey of discovery*





**SUBARU**

For a world *discovered*

[www.subaru.com.au](http://www.subaru.com.au)

Subaru Australia reserves the right to vary vehicle specifications and standard features in Australia from those detailed in this brochure. Vehicles shown in this brochure may be fitted with accessories available at additional cost. No part of the brochure can be reproduced without written permission from Subaru Australia. Printed in Australia.

© Copyright 2024 - Subaru (Aust) Pty Limited. All rights reserved. Subaru (Aust) Pty Limited ABN 95 000 312 792 (Subaru Australia) PO Box 8311, Norwest NSW 2153  
Toll Free: 1800 226 643. P-SOLB24