

S-CROSS





Cool White Pearl



Silky Silver Metallic*



Energetic Red Pearl*



Sphere Blue Pearl*



Titan Dark Grey Pearl Metallic*



Cosmic Black Pearl Metallic*

*Additional cost for premium/metallic paint and two-tone premium/metallic paint.




ALLGRIP 4 WHEEL DRIVE



The S-CROSS ALLGRIP and ALLGRIP Prestige models put you in control in any driving situation thanks to ALLGRIP Select—Suzuki's proprietary 4WD technology that gives you the ability to take on any road.

Four driver-selectable modes let you choose the 4WD setting that best matches your driving conditions. Just choose and drive with the confidence that ALLGRIP Select is on the job.




AUTO MODE

Prioritises fuel economy in typical driving conditions and switches to 4WD when detecting slippage.



SPORT MODE

Improves cornering performance by allocating more torque to the rear wheels. For a better engine response, it optimises the accelerator/torque characteristics.



SNOW MODE

Optimal for snowy, unpaved and other slippery surfaces as it enhances traction during acceleration and promotes stability.



LOCK MODE

For extricating the vehicle from snow, mud, or sand, the system apportions more torque to the rear wheels. The ESP® and other control technologies are optimised to get the car free.

Lock mode automatically switches to Snow mode at speeds over 60 km/h.


1.4 BOOSTERJET ENGINE

The S-CROSS is powered by a torque-full 1.4-litre, BOOSTERJET direct-injection turbo engine. The inter-cooled turbocharger forces pressurised air into the cylinders, maximising torque at low rpm. The direct injection system optimises amount, timing and pressure of fuel for enhanced performance and efficiency. And thanks to the electric intake variable valve timing (VVT), cooled exhaust gas recirculation (EGR) and high compression ratio, further efficiency is achieved.



TRANSMISSION

S-CROSS is equipped with 6-speed automation transmission. Wide gear ratios deliver excellent acceleration, even from standing starts. And more importantly, they reduce fuel consumption when you are cruising at high speed.



AGGRESSIVE SUV STYLING

The more you look, the more you like. And that's what the S-CROSS promises. S-CROSS's headlamps and rear combination lamps each feature three LED position lamps, with the front position lamps also functioning as daytime running lights. The dynamic piano-black front grille and the front emblem, set within a chrome finish bar, deliver a dynamic presence. The silver anodised aluminium integrated roof rails are as stunning as they are functional, providing a sharp aesthetic with aerodynamic smoothness.



*Electric motor assist can only take place when: 1) engine revolutions are 4,000 rpm or lower, 2) the accelerator pedal is depressed, 3) the lithium-ion battery has a charge greater than the required minimum, 4) the battery temperature is within set tolerances, 5) the engine is warm, and 6) the vehicle is in gear with the clutch engaged.



ALLGRIP PRESTIGE interior shown.



INTELLIGENT INTERIOR

The S-CROSS understands that life is meant to be enjoyed. Whether part of your daily commute or the start of a new adventure, the S-CROSS has interior storage for you.



LUGGAGE AREA

The 60:40-split rear seatback and multi-position luggage area board make it easy to accommodate a variety of cargo.



INFOTAINMENT UNIT

The S-CROSS display enables Apple CarPlay®, Android Auto™, voice recognition and hands-free Bluetooth® calls, as well as fuel economy, driving range, warnings and a rear-view camera. S-CROSS and S-CROSS ALLGRIP are equipped with a 7-inch WVGA display, while the S-CROSS Plus and S-CROSS ALLGRIP Prestige feature a 9-inch HD display with a 360 degree camera and sat-nav system*.

Standard features also include radio, iPod and Bluetooth® music playback.

*360° view camera available on ALLGRIP PRESTIGE model only.



SPACIOUS CABIN DESIGN

Increase your smiles-per-hour with ample room in both the front and rear seating areas. The rear seatback is adjustable to two settings to increase comfort or maximise cargo space, and seat heaters with high and low settings for the driver and front passenger are standard on all S-CROSS models.



SEAT UPHOLSTERY

The elegant and ergonomically-designed leather seats feature real leather on the sides and an intricate tape-weave design in synthetic leather. The fabric seats feature the same design, using an embossed material for the centre panel.

Leather-accented seats are available on S-CROSS Plus and S-CROSS ALLGRIP Prestige models. Fabric seats are available on S-CROSS and S-CROSS ALLGRIP models.



FRONT CENTRE CONSOLE BOX

The front centre console box includes a built-in USB port and offers a convenient space to store small items.



AIR CONDITIONER

Stay cool with the dual-zone automatic air conditioning. Personalise cabin temperature to match the individual preferences of driver and passenger, so both of you can enjoy the drive in comfort.




PANORAMIC SUNROOF

Double-sliding glass panels create an extra-large opening for the panoramic sunroof that can be enjoyed from any seat in the car.

Standard on ALLGRIP PRESTIGE.



360 VIEW CAMERA*



3D View

Top View

The 360-degree view provides added safety and convenience. It uses four cameras (front, rear, left and right) to offer a variety of views, including 3D view for safe starts, and top view for safer parking.

*Available on the 9-inch display audio, which is standard on the ALLGRIP PRESTIGE. The 360 view camera does have some blind spots and is not a replacement for safe driving. Please do not rely on this system alone. Always drive safely.



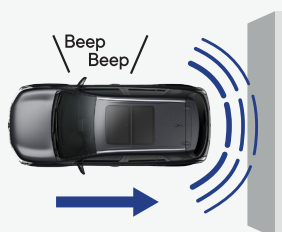
DUAL-SENSOR BRAKE SUPPORT (DSBS)



When in forward motion, the monocular camera and the laser sensor determine if there is a risk of collision with a vehicle or pedestrian. Upon detecting a potential collision, DSBS delivers a warning or implements automatic braking, depending on the situation.



FRONT & REAR PARKING SENSORS



Ultrasonic sensors in the bumpers detect obstacles and warn the driver with sounds and visuals on the multi-information display.



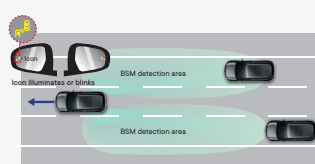
HILL HOLD CONTROL



The hill-hold control function makes hill-starts easy by preventing the vehicle from rolling backward when the driver moves his or her foot from the brake pedal to the accelerator pedal.



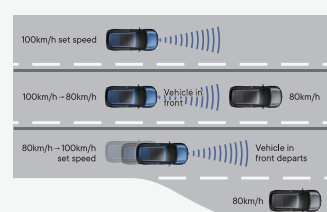
BLIND SPOT MONITORING (BSM)



When the indicator is turned on and there is a vehicle detected in a blind spot, the indicator will flash rapidly along with a warning sound to make lane changing safer. Blind spot monitor detects vehicles in or approaching the rear blind spots on either side of the vehicle.



ADAPTIVE CRUISE CONTROL WITH STOP & GO*



On top of the Adaptive Cruise Control (ACC), the Stop & Go function assists in accelerating and braking for the driver while maintaining a safe distance from the vehicle in front. The Adaptive Cruise Control with Stop & Go can even brake to a full stop behind a preceding vehicle and provide the driver with additional support—for example, in traffic jams.



REAR CROSS TRAFFIC ALERT (RCTA)

This function helps you avoid collisions when, for instance, backing out of a parking space. If the sensors detect a vehicle approaching the rear blind spots, a warning sound, a flashing side-mirror indicator and a notification in the multi-information display will alert you to the situation.



LANE DEPARTURE WARNING

When driving at 60 km/h or faster, the monocular camera detects the left and right white lane markers and alerts the driver with a warning sound and an indicator light when it determines that the vehicle has strayed out of its lane.



WEAVING ALERT

At 60 km/h or faster, the weaving alert function calculates the driving pattern and issues audio and visual warnings if the vehicle is straying due to driver drowsiness, or other reasons.



SUZUKI SAFETY SUPPORT

Suzuki is committed to providing safety and peace of mind for a range of driving situations. One of the most important aspects of a comfortable and stress-free ownership experience is confidence in both your car and your driving. Suzuki Safety Support makes driving your S-CROSS both safer, and more enjoyable.

*There is a limit to the ability of a monocular camera and laser sensor to detect obstacles, lanes and traffic signs. Please do not rely on this system alone to ensure safety. Always drive safely.

**Vehicle-to-vehicle distance varies depending on vehicle speed.

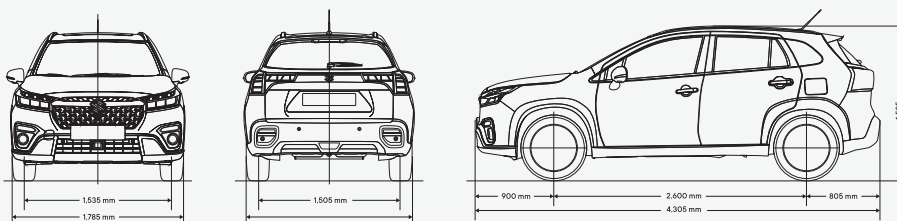
***Adaptive Cruise Control with Stop & Go will be cancelled and brake will be released after 2 seconds from full stop.

SPECIFICATIONS

MODEL	S-CROSS	S-CROSS PLUS	S-CROSS ALLGRIP	S-CROSS ALLGRIP PRESTIGE
POWERTRAIN				
Engine	1.4L BOOSTERJET			
Drive system	Front wheel drive		ALLGRIP 4WD system	
Number of cylinders	4			
Number of valves	16			
Piston displacement (cm3)	1,373			
Bore x stroke (mm)	73.0 x 82.0			
Compression ratio	9.9			
Maximum output (kW/rpm)	103/5,500			
Maximum torque (Nm/rpm)	220/1,500–4,000			
Fuel distribution	Direct injection			
DIMENSIONS				
Overall length (mm)	4,305			
Overall width (mm)	1,785			
Overall height (mm)	1,585			
Wheelbase (mm)	2,600			
Tread – front (mm)	1,535 (215/55R17)			
Tread – rear (mm)	1,505 (215/55R17)			
Minimum turning radius (m)	5.4			
Minimum ground clearance (mm)	175			
Seating capacity	5			
Fuel tank capacity (L)	47			
Luggage capacity (L)	Max volume	1,230		
	Rear seatback folded	665		
	Rear seatback raised	430		
Kerb weight (kg)	1,260 - 1,290			
Gross vehicle weight (kg)	1,745			
TRANSMISSION				
Type	6AT			
	1st	4.044		
	2nd	2.371		
	3rd	1.556		
	4th	1.159		
	5th	0.852		
Gear ratio	6th	0.672		
	Reverse	3.193		
	Final gear ratio	3.502		
CHASSIS				
Steering	Rack & Pinion			
Brakes	Front	Ventilated disc		
	Rear	Disc		
Suspension	Front	MacPherson strut with coil spring		
	Rear	Torsion beam with coil spring		
WHEELS				
Tyres (width/profile)	215/55			
Wheel size	17"			
Wheel type	Alloy	Polished alloy	Alloy	Polished alloy
Spare	Space Saver			
VISIBILITY				
Headlamps	LED Projector			
Headlamp levelling device	Automatic			
Automatic lamps	Std			
Front fog lamps	Std			
Privacy glass	Std			
Wipers				
Front: 2 speeds (low, high) + adjustable intermittent + washer		Std		
Rear: 1 speed + intermittent + washer		Std		
Automatic wiper		Std		
Outside door mirrors	Electrically adjustable	Std		
	Electrically folding	Std		
	With built-in turn signal lamp	Std		
	Heater	Std		
Day/night rearview mirror		Automatic		
FUEL CONSUMPTION [‡]				
Fuel consumption (L/100km)	5.9		6.2	
CO ₂ emissions (G/km)	145			

MODEL	S-CROSS	S-CROSS PLUS	S-CROSS ALLGRIP	S-CROSS ALLGRIP PRESTIGE
EXTERIOR				
Panoramic sunroof	—	—	—	Std
Outside door handles	Body coloured			
Window Sills	Chrome			
Roof Rails	Std			
STEERING & INSTRUMENT PANEL				
3-spoke steering wheel				
Leather covered	Std			
With audio controls	Std			
With cruise control	Std			
With speed limiter control	Std			
With hands-free phone control	Std			
Tilt & telescopic adjust	Std			
Paddle shift	Std			
Information display				
Clock	Std			
Outside temperature	Std			
Fuel consumption	Std			
Driving range	Std			
Digital speedometer	Std			
Gear position indicator	Std			
Gear shift indicator	Std			
Driving mode indicator (ALLGRIP)	—	—	Std	
DRIVING AMENITIES				
Keyless push-start system	Std			
Audio	Speakers x 4, Tweeters x 2	Speakers x 5, Tweeters x 2	Speakers x 4, Tweeters x 2	Speakers x 5, Tweeters x 2
Air conditioner	Dual-zone climate control			
MP3 + Bluetooth®	Std			
Satellite Navigation	—	Std	—	Std
Apple CarPlay® & Android Auto™	Std			
DAB radio	Std			
Adaptive cruise control	Std			
Speed limiter	Std			
Heated front seats	Std			
INTERIOR				
Front map light	Std			
Centre cabin light	Std	Std	Std	2 x side-mounted
Cup holders	Front x 2, Rear x 2			
Bottle holders	Front x 2, Rear x 2			
Centre-lower box	Std			
USB port	Std			
12V accessory socket	Centre armrest and luggage area			
Inside door handles	Chrome			
Sunglasses holder	Std			
SEATS				
Front seats	Seat height adjuster (driver's side)	Std		
	Seatback pocket (passenger's side)	Std		
	Dual-control heated front seats	Std		
Rear seats	60/40 split fold	Std		
Seat upholstery material	Fabric	Leather-accented	Fabric	Leather-accented
Centre armrests	Front & rear			
SAFETY				
ESC, ABS, EBD & BA	Std			
Autonomous Emergency Braking*	Std			
Lane Departure Warning*	Std			
Weaving Alert*	Std			
Hill hold control	Std			
SRS dual front, side & curtain airbags	Std			
Seat belts				
Front: 3-point ELR with pretensioners & force limiters with shoulder height-adjusters	Std			
Rear: 3-point ELR with pretensioners & force limiters	Std			
ISOFIX child seat anchorages x 2	Std			
Child seat tether anchorages x 3	Std			
Reversing camera	Std	360 view	Std	360 view
Rear cross traffic alert	Std			
Blind spot monitor	Std			
Parking sensors	Front & rear			
Daytime running lamps	Std			

DIMENSIONS



BUILD AND PRICE



YOUR
SUZUKI

*ADR 81/02 results for auto transmission. †ADR 81/02 results for turbo auto transmission. NEDC Fuel Consumption figures may not match real-life driving conditions and should be considered for comparison against other vehicles only. Apple CarPlay® is a registered trademark of Apple Inc. Android Auto is a trademark of Google Inc.

#AEB is designed to support the driver only in emergency situations. The driver remains responsible for the vehicle at all times. The lane departure warning and weaving alert only function when the vehicle is moving at speeds of approximately 60km/h or higher.

GET THE MOST OUT OF YOUR SUZUKI

At Suzuki we make it easy to own and enjoy your new car every day

WARRANTY



Enjoy peace of mind with 5 year / unlimited kilometre warranty*

SERVICE



Suzuki Genuine Service program offers competitive pricing for your vehicle over 5 years or 100,000km. Service intervals every 12 months or 15,000 kilometres.†

ROADSIDE ASSISTANCE



5 years Roadside Assistance~ = 5 years of confidence.

SUZUKI PREMIER MOTOR INSURANCE



Comprehensive cover for your Suzuki vehicle, using Suzuki Genuine Parts and your choice of repairer.~

SUZUKISECURE



SuzukiSecure* puts you in control when buying your new Suzuki, so you're set up for the future you want.

HEY SUZI



Book your service any time, instantly with Suzuki's 24/7 AI assistant.



*Kilometre limits for commercial vehicles. †Further terms apply; visit [suzuki.com.au](https://www.suzuki.com.au) ‡All new Suzuki vehicles include up to 5 years of Roadside Assistance. The Roadside Assistance program will re-new annually for a period up to 5 years conditional to customers returning to their Suzuki dealer for scheduled servicing and following the terms and conditions of Suzuki's Genuine Service Program for their vehicle. Further details of the program can be found here: <https://www.suzuki.com.au/owners/servicing> Further details of the Roadside Assistance program can be found here: <https://www.suzuki.com.au/owners/roadside> ~Suzuki Premier Motor Insurance is issued by Allianz Australia Insurance Limited ABN 15 000 122 850. Policy terms, conditions, limits and exclusions apply. Before making a decision please consider the Product Disclosure Statement (PDS). The PDS and Target Market Determination are available by calling us on 1300 132 107. *Approved applicants only. T&Cs apply. Suzuki Financial Services is a division of Australian Alliance Automotive Finance Pty Limited ABN 63 002 407 703. Australian Credit Licence 513747. All care is taken to ensure the accuracy of this brochure at the time of publication approval. Specifications, features, prices and model availability may vary from state to state and may change without notice. Always consult your authorised Suzuki Dealer or refer to [suzuki.com.au](https://www.suzuki.com.au) for the latest details on all models. SUZUKI will not be held liable for any loss as a result of reliance on the content of this brochure, whether in negligence or otherwise. Vehicles are shown for illustrative purposes only and may not depict exact Australian specifications.

Published February 2025. SUZ687v1.0