

LANCER



love that car



FOR THE YOUNG AND THE YOUNG AT HEART

LANCER, BUILT FOR THE TIME OF YOUR LIFE

A favourite for over 20 years, Mitsubishi Lancer is more a movement than just a trend. Whether you're attracted to the youthful ES Sport, the refined LS or the athletic GSR Sportback with more power, bigger wheels and sportier suspension, there's a Lancer for you.



Front cover and above image: LS model shown.



***EVERY TIME YOU CLIMB
INSIDE A LANCER,
YOU'LL BE WRAPPED
IN COMFORT***



Lancer is sporty, yet refined. Built on a heritage of motorsport, ES Sport and GSR models offer a sporty interior while the LS model provides luxury and refinement. Combined with technology at your fingertips, you'll be wrapped in a feeling of space and comfort every time you get behind the wheel of your Lancer.

- + From the athletic cloth trim seating in ES Sport and GSR models to the luxury of leather seat facings with heated, power front seats in the LS, you'll discover a level of comfort that delights.
- + The leather-wrapped steering wheel and gearshift in LS and GSR models help you take control.
- + For an added element of performance, GSR models are equipped with steering wheel gearshift paddles, aluminium sports pedals and a high contrast instrument panel.

- + Cruise control switches are conveniently mounted on the steering wheel and climate control air conditioning helps create a comfortable environment for all passengers.

Room for flexibility

- + Lancer's roomy interior comfortably seats five adults and 60/40 split fold rear seats provide flexible storage space when you need it.
- + The GSR Sportback also gives you the option to lower the rear floor, increasing the available storage space to a total capacity of 344L.

Technology at your fingertips

- + Lancer's wide 6.1" full colour display touch screen audio lets you immerse yourself in acoustics with Digital Radio (DAB), AM/FM radio, single CD player, iPod compatibility, USB inputs and Bluetooth® connectivity. Both audio and phone can be easily activated by voice or steering wheel controls.
- + LS and GSR model's Smart Key lets you lock and unlock the doors and open the tailgate, all whilst your Smart Key is tucked safely in your bag or pocket.

**THERE'S NO DENYING
LANCER IS ONE GOOD
LOOKING CAR**





Smart and stylish, Lancer's contemporary exterior is defined by a sporty front grille, LED Daytime Running Lamps (DRL) and sporty alloy wheels.

- + Lancer's front grille creates a strong and confident statement.
- + Set within it are modern LED Daylight Running Lamps (DRL) and front fog lamps that help light the way ahead.
- + The ES Sport features 16" 10-spoke two-tone alloy wheels while LS and GSR models make a statement with 18" 15-spoke two-tone alloy wheels.

- + Side skirts accentuate Lancer's sleek lines and the chrome exhaust adds a sporty touch.
- + The rear sports spoiler on ES Sport and GSR models signify Lancer's performance heritage.
- + LS and GSR models even help take care of the small things like folding the side mirrors when you park and privacy glass on back and rear windows help keep your interior hidden from prying eyes.

LANCER'S POWER MATCHES ITS SPORTY LOOKS





At the heart of all Lancers is the rally bred performance of the very best in engine technology.

- + The MIVEC 2.0 litre MPI petrol engine in both ES Sport and LS models delivers strong responsive city driving combined with impressive fuel economy, having 107kW of power and 194Nm of torque.
- + GSR steps it up with a 2.4L MIVEC MPI petrol engine delivering a sizable 121kW of power and 219Nm of torque.

Intelligent transmissions

Automatic Lancers are equipped with a Continuously Variable Transmission (CVT) with Sports Mode which has infinitely variable gear ratios. This maximises power and economy and helps to ensure a smooth, stable ride with seamless gear changes, allowing the engine to always operate at optimum RPM, irrespective of the vehicle's speed.

- + Sports Mode allows you manual control of the transmission to suit your individual driving needs. GSR models also have steering wheel mounted paddle shifts which let you control your selection without even taking your hands off the wheel.
- + ES Sport and GSR models are also available with a 5-speed manual transmission with inter-lock clutch control.

Sporty yet smooth

- + Lancer's Macpherson strut front and multi-link rear suspension guide you smoothly over road surfaces. Shock absorbers and stabilisers are perfectly tuned for a sporty, comfortable performance. LS and GSR models have sports tuned suspension with front and rear stabiliser bars.

BUILT FOR PEACE OF MIND


Reinforced Impact Safety Evolution (RISE)

The Mitsubishi Reinforced Impact Safety Evolution (RISE) body means you and your passengers are protected by the latest energy absorbing chassis design and technology. In the event of a collision, impact-absorbing, crushable zones are designed to dissipate energy away from the passenger compartment.



Significant safety features coupled with Mitsubishi's Reinforced Impact Safety Evolution (RISE) body have earned Lancer the maximum ANCAP safety rating of 5 stars so you can rest assured you're driving one of the safest cars on the road.





Reverse camera and sensors#

When it comes to parking or backing into a tight spot, Lancer displays great manoeuvrability. When reverse gear is engaged, the reverse camera image appears automatically in the dash screen. If you're driving an LS or GSR model, you have the benefit of reverse sensors that warn you if you're getting too close to objects behind you.



Hill Start Assist (HSA)~

Hill Start Assist (HSA) prevents Lancer ES Sport and LS CVT models from rolling backwards on hills by maintaining the braking force to give you time to move your foot from the brake to the accelerator.




Dusk sensing headlamps#

Dusk sensing headlamps on the LS and GSR models automatically illuminate in fading light or when travelling through a tunnel.



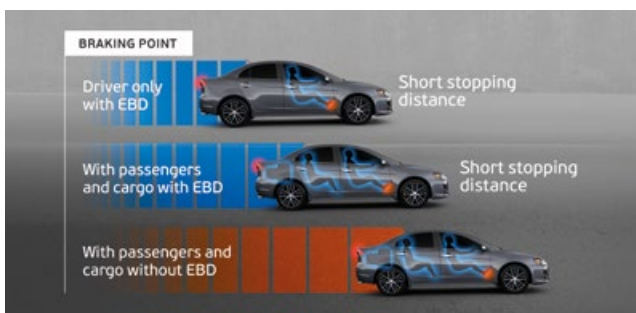
Rain sensing wipers#

Lancer LS and GSR models are also equipped with front wipers that activate automatically when moisture is detected on the windscreen, allowing you to keep your hands on the wheel and your focus on the road ahead.



Active Traction Control (ATC)

Active Traction Control (ATC) helps maintain traction on the most slippery or rugged surfaces, automatically controlling the engine's output so driving wheels are prevented from spinning. Sensing loss of traction in independent wheels, ATC applies braking force to that particular wheel and sends extra power and torque to other wheels with traction, to keep the vehicle moving.



Anti-lock Braking System (ABS) with (EBD) and (EBA)

Lancer's Anti-lock Braking System (ABS) is fitted with Electronic Brakeforce Distribution (EBD) and Emergency Brake Assist (EBA) ensuring even, efficient distribution of braking power to each wheel, regardless of cargo or passenger load and road surface. It's all about maximising braking power and driving stability for your care.



7 SRS airbags

Lancer is fitted with driver and front passenger airbags and driver knee SRS airbag for maximum protection in the event of a frontal collision. Side and curtain SRS airbags are also standard fitment on all models protecting against side-on collision, inflating from the side of the seat to protect the torso, and from the roof lining to protect the head.



Active Stability Control (ASC)

Active Stability Control (ASC) intuitively recognises when you over-steer or under-steer and applies brake force to appropriate wheels to keep you online through corners.

#LS and GSR models only. ~ES Sport and LS CVT models only.

ES SPORT



WHAT'S THE BEST LANCER FOR YOU?

MECHANICAL

- 2.0L 4cyl DOHC 16 valve MIVEC
- 5 speed manual transmission or optional Continuously Variable Transmission (CVT)
- INVECS III Smart Logic (CVT only)
- Standard Suspension
- Engine under cover

EXTERIOR

- 16" 10-spoke two-tone alloy wheels
- LED Daytime Running Lamps (DRL)
- Front fog lamps
- Halogen headlamps
- Chrome grille surround
- Side airdam
- Body colour door mirrors with integrated turn indicator
- Body colour door handles
- Rear spoiler (ES Sport and GSR only)
- High mount stop lamp
- Chrome exhaust tip

INTERIOR

- Seating capacity – 5
- Urethane steering wheel
- Chrome plated inner door handles
- Carpet floor covering

- Silver accented centre panel
- Black centre panel

COMFORT

- Climate control air conditioning
- Pollen filter
- Side and rear window demisters
- Driver foot rest
- Driver and passenger assist grips
- Tilt adjustable steering column

CONVENIENCE

- Cruise control
- Central door locking with keyless entry
- Power windows front and rear (driver auto up & down)
- Power door mirrors
- Variable intermittent windscreen wipers
- Steering wheel audio controls
- Steering wheel cruise control switches
- Steering wheel phone controls
- Accessory power socket
- Driver sunvisor with ticket holder and vanity mirror
- Passenger sunvisor with vanity mirror
- Ignition key cylinder illumination
- Digital Clock

- High contrast instrument meter
- Tachometer
- Trip meter
- Remote boot release
- Day/night rear view mirror

STORAGE

- Glovebox
- Floor console with storage box and lid
- Door pockets – front and rear
- Cup holders
- Bottle holders
- Seat back pocket – passenger
- Fully trimmed cargo area

SEATING

- Cloth seat trim
- Front bucket seats with slide and recline adjustment
- Driver height adjustment
- 60:40 split fold rear seats
- Rear centre armrest with cup holders
- Height adjustable headrests – front and rear

AUDIO & MEDIA

- Display Audio with 6.1" full colour touch screen
- Digital Audio Broadcast (DAB) radio
- Security coded AM/FM radio/CD/MP3 player
- 6 speakers (includes 2 tweeters)
- USB Input
- iPod control
- Bluetooth® phone connectivity & audio streaming with voice control*
- Multi information display – includes trip computer, outside temperature, average fuel consumption

SAFETY

- Driver & front passenger SRS airbags
- Driver & front passenger side SRS airbags
- Curtain SRS airbags
- Driver knee airbag
- Reverse camera
- Anti-lock Braking System (ABS)
- Electronic Brakeforce Distribution (EBD)
- Emergency Brake Assist System (EBA)
- Emergency Stop Signal Function (ESS)
- Smart Brake

- Active Stability Control (ASC)
- Active Traction Control (ATC)
- Hill Start Assist (HSA) (ES Sport and LS CVT only)
- Reinforced Impact Safety Evolution (RISE) body
- Side door impact beams
- 3 point Emergency Locking Retractor (ELR) seatbelts (all seating positions)
- Auto Locking Retractor (ALR) seatbelts on outboard 2nd row seats
- Front seatbelt pretensioners & force limiters
- Front seatbelt height adjustable shoulder anchorages
- Child proof rear door locks
- Child restraint anchorage points x3
- ISO-Fix child seat mountings x2
- Illuminated hazard switch
- Shift lock with key interlock (CVT only)

SECURITY

- Anti-theft encrypted engine immobiliser
- Steering lock
- Auto relock function for central door locking

LS



Features additional to ES Sport

MECHANICAL

- Continuously Variable Transmission (CVT) with Sports Mode only
- Sports suspension including front and rear stabiliser bars

EXTERIOR

- 18" 15-spoke alloy wheels
- Chrome door handles
- Privacy glass
- Chrome side window garnish
- Chrome rear garnish

INTERIOR

- Leather bound steering wheel
- Leather bound gearshift

- Piano black accent panel
- Silver accented instrument cluster

CONVENIENCE

- Smart Key
- Door mirrors with power fold control

STORAGE

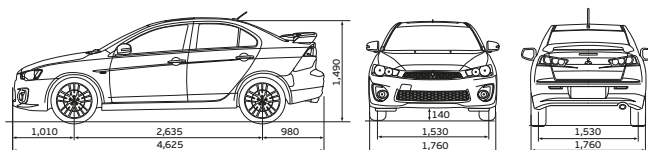
- Luxury console with covered storage compartments

SEATING

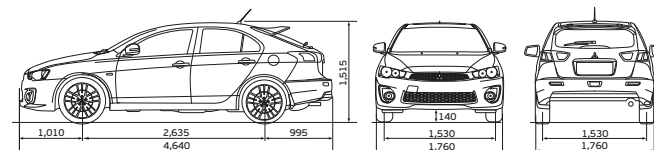
- Leather seat facings
- Power driver seat
- Heated driver and passenger front seats

SAFETY

- Automatic rain sensing wipers
- Automatic dusk sensing headlamps
- Reverse parking sensors



LANCER SEDAN DIMENSIONS (MM)



LANCER GSR SPORTBACK DIMENSIONS (MM)

Features additional to ES Sport

MECHANICAL

- 2.4L 4cyl DOHC 16 valve MIVEC
- Paddle Shift (CVT only)
- Sports suspension
- Front and rear stabiliser bars

EXTERIOR

- 18" 15-spoke alloy wheels
- Privacy glass

INTERIOR

- Alloy sports pedals
- Leather bound steering wheel
- Leather bound gearshift
- Piano black accent panel
- Silver accented instrument cluster

CONVENIENCE

- Smart Key
- Door mirrors with power fold control
- Electrochromatic rear view mirror
- Intermittent rear wiper and washer (Sportback only)

STORAGE

- Luxury console with covered storage compartments
- Adjustable rear cargo floor (Sportback only)

SEATING

- Rear seats – one touch folding function (Sportback only)

SAFETY

- Automatic rain sensing wipers
- Automatic dusk sensing headlamps
- Reverse parking sensors

KEY SPECIFICATIONS	ES SPORT		LS	GSR Sedan		GSR Sportback	
Transmission	5-speed manual	Continuously Variable Transmission (CVT)	Continuously Variable Transmission (CVT)	5-speed manual	Continuously Variable Transmission (CVT)	5-speed manual	Continuously Variable Transmission (CVT)
Engine							
Type	2.0L 4cyl DOHC 16 valve MIVEC			2.4L 4cyl DOHC 16 valve MIVEC			
Displacement (cc)	1998			2360			
Maximum power (kW@rpm)	107@6000			121@6000			
Maximum torque (Nm@rpm)	194@4200			219@4100			
Fuel System							
Fuel type	Regular unleaded/RON90						
Fuel consumption (litres per 100km)*	7.1	7.4		8.9	8.7	8.9	8.7
Fuel tank capacity (L)	59						
Capacities							
Gross vehicle mass (kg)	1850					1900	
Kerb mass (kg)	1295	1325			1360		1390
Maximum towing capacity with trailer brakes (kg)	1000						
Maximum towing capacity without trailer brakes (kg)	550						
Maximum towball download (kg)	100						
Dimensions – Cargo Area							
Length (mm)	791					829	
Width (mm)	1479					1156	
Width between wheel arches (mm)	936					930	
Height (mm)	517					500	
Cargo floor height from ground (mm)	721					707	
Capacity (L)	400					330/344 rear floor lowered	

*Australian Standard ADR 81/02. Figures to be used for comparison across vehicles. Driving conditions will affect actual results.

BUILT TO MAKE IT YOURS

Add your own style to your Lancer with our extensive range of accessories. Ask your Mitsubishi dealer or visit mitsubishi-motors.com.au for the complete listing. Mitsubishi Genuine Accessories go through an extensive program of design, development and stringent testing to ensure they meet all applicable government standards as well as Mitsubishi's own rigorous engineering specifications and performance targets. Using Mitsubishi Genuine Accessories will ensure you get the best quality accessories that are both as durable and reliable as the Mitsubishi you drive.



Rear Bumper Protection Strip



Towbar Package



Alloy Wheel Lock Nut Set



Rear Parking Assist Sensors



Rear Bumper Corner Protector



Full-Size Spare Wheel & Accommodation Kit



50mm Chrome Towball



Chrome Tow Ball Cover



Tailgate Protector



Headlamp Protectors



Rear Boot Spoiler – Hi Rise Style



Alloy Fuel Lid



Carbon Fibre Look – B Pillar Insert



Side Protection Moulding



Chrome Door Edge Mouldings



Bonnet Protector



Front Bumper Corner Protector



Chrome Door Handle Covers



Weatherstrips – Front Doors



Hi Rise Spoiler

Headlamp Protectors

Bonnet Protector

DIAMOND
GENUINE ACCESSORIES
ADVANTAGE

**NOT GENUINE?
DON'T RISK IT.**

COLOUR



White



Starlight (P)



Lightning Blue (P)



Sterling Silver (M)



Red (M)




Titanium (M)




Black (P)

(M) Metallic
(P) Pearlescent
Optional extras


UPHOLSTERY



ES Sport – Black cloth seat trim



GSR Sportback – Black cloth seat trim



LS – Black leather seat facings

**MITSUBISHI
DIAMOND
ADVANTAGE**

All Mitsubishi Motors vehicles come with the Mitsubishi Diamond Advantage[^] – Warranty, Capped Priced Servicing and Roadside Assistance so that no matter where the road takes you, we will be there with you. Ask your Dealer or visit mitsubishi-motors.com.au to find out more.

[^]Conditions apply. Excludes Government, Rental and National Fleet customers. See mitsubishi-motors.com.au for further information. Always consult your authorised Mitsubishi Dealer for the latest details on specifications, options, prices, availability and conditions on New Vehicle warranty. All product illustrations and specifications referred to herein are believed to be correct at the time of publication approval. Subject to any applicable Federal, State or Territory Laws or ordinances, which may apply from time to time, Mitsubishi Motors Australia Limited reserves the right, without notice, or obligation, to discontinue or make changes to designs, specifications, colours and materials of the options and products referred to herein at any time without incurring any liability to any purchaser thereof.

© Mitsubishi Motors Australia Limited. ABN 53 007 870 395 LAN1016 MY17 MMA0106