

 SUZUKI

Діміч



THE LIGHTWEIGHT 4X4 THAT TAKES YOU PLACES OTHERS CAN'T



NOBODY BUT JIMNY

It's the original, rugged 4x4. Beginning with the LJ10A in 1970, the Jimny has forged a legendary reputation for being tougher than the terrain it travels. Lightweight but seriously capable, the Jimny takes you places others can't.





LOOKS BORN OF A LEGEND

The grabs attention with rugged and retro looks that take cues from its iconic past. Modern and boldly functional, it's been shaped by a strong desire to explore.



READY TO CONQUER THE WILD

Built to tackle the harshest weather and terrain, the Jimny goes where other vehicles fear to tread. Take on nature's challenges, unleash your spirit of adventure and get ready to explore.



EXTERIOR



OPTIMISED BUMPERS

All is clear for adventure. The Jimny is equipped with angled bumper edges that increase clearance at the wheels for comfortable traversing of obstacles. The moulded black material safeguards the body from stone chips and scratches.

LED HEADLAMPS WITH WASHERS

Take pride in the Jimny's heritage, symbolised by its iconic round headlamps. Washers are standard for LED headlamps, allowing confident driving in mud, dirt and snow.



PRACTICAL DRIP RAIL

Let the Jimny take you on your all-weather adventures. The drip rail keeps your head dry when entering and exiting by preventing water from dripping off the roof.

BONNET CORNERS

Stay on top of your surroundings, thanks to a bonnet that's carefully crafted to keep front corners in view for better situational awareness when navigating uneven terrain.





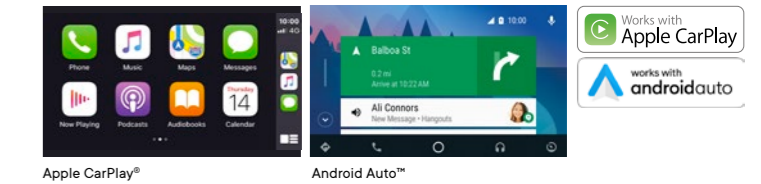
FOCUS ON WHAT MATTERS

With the Jimny, there's little to distract you from adventure. Its stylish black interior is humble, yet handsome, and its controls are designed for quick, easy operation. A seven inch multimedia unit integrates reversing camera, Apple CarPlay® and Android Auto™ so that you can enjoy every moment behind the wheel.

INTERIOR

INFOTAINMENT SYSTEM WITH SMARTPHONE CONNECTIVITY

(Jimny variant only) A seven inch touchscreen display enables intuitive operation of multimedia features including audio, hands-free phone and smartphone integration. By connecting your compatible iPhone via USB, Apple CarPlay® allows you to make phone calls, access your music, send and receive messages, and get directions all by voice command or a tap on the audio display. Android Auto™ puts Google Maps, Google™ Search and other Google services at the driver's fingertips in a non-distracting way.



DOWN-TO-EARTH DESIGN

Relish the sheer pleasure of simple, straightforward and sensible design. Colours are minimal. Every detail is thoughtfully and attractively crafted to support serious off-roading.

Apple CarPlay is available in the countries listed at the following link <https://www.apple.com/ios/feature-availability/#applecarplay-applecarplay> For more details including iPhone models compatible with Apple CarPlay, see <https://www.apple.com/ios/carplay/> Apple, Apple CarPlay and iPhone are trademarks of Apple Inc., registered in the U.S. and other countries. Android Auto is available in the countries listed at the following link <https://www.android.com/au/auto/#hit-the-road> Android Auto connectivity requires the Android Auto app available on Google Play and an Android compatible smartphone running Android™ 5.0 Lollipop or higher. <https://support.google.com/androidauto/#6140477> Android and Android Auto are trademarks of Google LLC.



Jimny automatic variant shown

Jimny automatic variant shown

NOT LITE ON FUN OR ADVENTURE

Jimny Lite is the new, younger sibling of the much-loved flagship Jimny. We've trimmed the fat, sent it to the gym, put it on a low-carb diet, and now Jimny Lite is one mean, lean driving machine. If you ever coveted a Jimny but balked at the idea of forking out for the higher-end features, then the Jimny Lite is for you.



JIMNY LITE FEATURES

On the outside the Jimny Lite features 15" steel wheels, plastic-textured side mirror covers, black door handles, halogen projector headlights and daytime running lights.

Inside features an in-dash radio/CD player with Bluetooth connectivity, allowing your calls and music to be streamed effortlessly. Manually-operated air conditioning keeps you cool while the Jimny Lite's 5-speed manual transmission powers your daily drive like a true workhorse, just as you'd expect of the latest addition to the Jimny family.





NO LIMITS

It will take you anywhere, then bring you back again. The Jimny opens up every opportunity for adventure with the incredible 4x4 traction and powerful low-range capability of ALLGRIP PRO.

PACK FOR ADVENTURE

Whether navigating the urban jungle or exploring off the beaten track, the Jimny offers ample space and practical storage features to accommodate every need.



Note: Items are loosely placed in the rear storage area for illustrative purposes only and should be properly secured while driving.
Jimny variant shown

PROFESSIONAL TOOLS



PRACTICAL REAR STORAGE

Be packed and ready for every possibility. The thoughtfully designed rear storage area can be expanded by folding the rear seats, and the floor and seatbacks are resin-coated for easy removal of dirt. Flat all the way across, the expanded rear storage area allows crosswise storage of wide items. Screw holes provide support for optional accessories like luggage bars and utility hooks to enhance versatility and practicality.

HANDY FRONT SEAT STORAGE

Everything is within reach. Convenient pockets and trays keep your smartphone, beverages and other personal items close at hand. Nearby USB and accessory pockets also connect and power your mobile devices. A large, easy-to-grip handle provides solid support for the front passenger when entering or exiting the vehicle.

Note: personal items in the photos are shown for illustrative purposes only. Items should be properly secured while driving.



Jimny variant shown



OFF-ROAD PERFORMANCE

DEPENDABLE, ROBUST AND AUTHENTIC


Whether navigating the urban jungle or exploring off the beaten track, the Jimny offers ample space and practical storage features to accommodate every need.




*Jimny variant shown




Departure angle




Ramp breakover angle



Approach angle



Ground clearance



AMPLE BODY ANGLES AND CLEARANCE

Push outdoor exploration to the limit with an ample departure angle, ramp breakover angle, approach angle and ground clearance that lets you handle steep slopes, sharp descents and obstacles without scraping the bumpers or underbody of the Jimny.

RIGID LADDER FRAME

From the very first generation, the Jimny has always featured a ladder frame that offers a solid foundation for serious off-road performance.

3-LINK RIGID AXLE SUSPENSION WITH COIL SPRING

Settle for nothing less than full-width rigid axles in both the front and rear, which help the Jimny ensure superior grip on diverse surfaces. When an obstacle pushes one wheel up, the axle presses the other wheel down to increase tyre contact in rough road conditions.



4WD WITH LOW RANGE TRANSFER GEAR

At your command, the Jimny adapts to every situation. Shift the transfer lever to the 4L mode when the going gets tough for maximum torque and traction. On flat off-road trails and snow-covered roads, enter 4H to enjoy 4WD traction at higher speeds. Once you return to paved roads, shift to the 2H (2WD) mode for a smoother, quieter and more fuel efficient ride. Let ALLGRIP PRO satisfy your adventurous nature with its on and off-road mastery.

ALLGRIP
PRO

POWER YOUR OFF-ROAD AMBITIONS

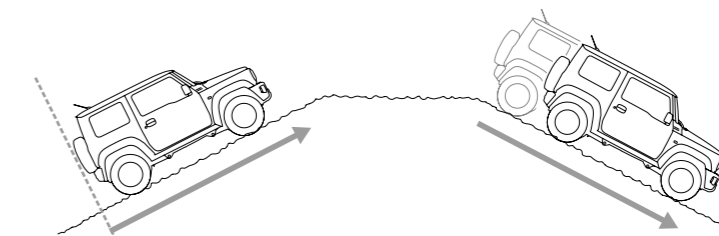
Nothing stands in your way when driving the Jimny. It takes you wherever you want to go with unrivalled agility, precision control and powerful torque when you need it most.



PERFORMANCE

1.5L ENGINE

Feel empowered by the Jimny. Its robust 1.5L engine generates strong torque throughout a wide rpm range for powerful off-road performance. Small and lightweight, it also delivers high fuel efficiency. (Automatic transmission not available with Jimny Lite variant).

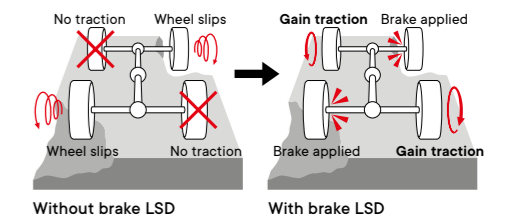


HILL HOLD CONTROL

Move upward and onward when starting on steep slopes. Even on bumpy slopes that vary on the right and left sides, this feature helps prevent rearward rolling so you can focus on controlling acceleration.

HILL DESCENT CONTROL

On tricky descents, with a push of a button, the system is designed to automatically apply the brakes and maintain a fixed speed — so you can concentrate on steering without using the brake pedal or clutch.



BRAKE LSD TRACTION CONTROL

Cover slippery ground with confidence. If two wheels diagonal from each other lose grip while you're travelling over slippery surfaces, this feature will automatically brake the slipping wheels and redistribute torque to the other two wheels, allowing the Jimny to make its escape.

SAFEGUARD YOURSELF AND OTHERS

Safety is a priority whether trekking through the wilderness or commuting in the city. The Jimny offers the protection of 6 SRS airbags and the added confidence of ESC (Electronic Stability Control) as well as the advanced features of Suzuki Safety Support[†]—offering even greater peace of mind.

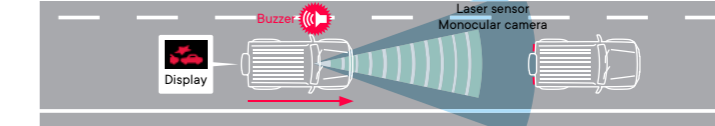


SAFETY

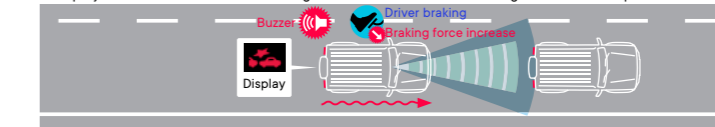
AUTONOMOUS EMERGENCY BRAKING (AEB)[†]

When moving, the Jimny uses two sensors—a monocular camera and a laser sensor—to determine if there is a risk of collision with a forward vehicle or pedestrian.

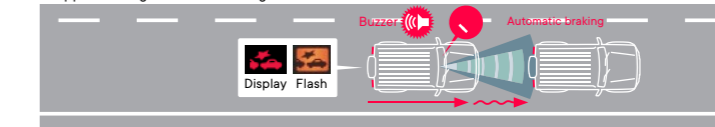
1 Alerts the driver with an audio warning and visual warning.



2 Deploys brake assist to increase braking force if the risk of collision is high and the driver panic brakes.



3 Applies strong automatic braking if the risk of collision increases even more.

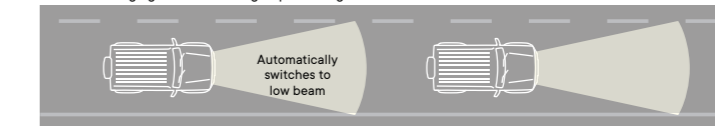


HIGH BEAM ASSIST

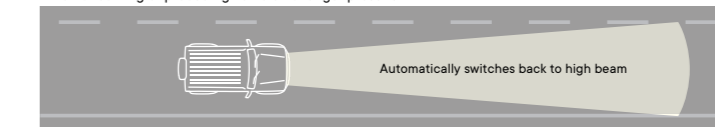
(Jimny variant only) Enjoy safer, more relaxing and courteous night driving with this feature designed to automatically switch the headlights between high and low beams depending on the lighting environment and presence of other vehicles.*

*When travelling 40km/h or faster with the headlamp switch in auto position.

After detecting lights of oncoming or preceding vehicle



When oncoming or preceding vehicle no longer present



WEAVING ALERT

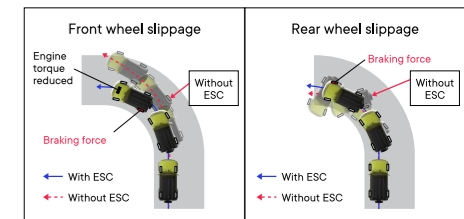
After a long day, it helps to have some support. If the vehicle is wandering due to your drowsiness or fatigue, this system is designed to issue audio and visual warnings to keep you alert.

LANE DEPARTURE WARNING

The v helps you stay on track. Should you unintentionally stray from your lane while driving at high speed*, this feature is designed to vibrate the steering wheel and issue a visual warning to encourage safer driving.

*While travelling at approximately 60km/h or faster.

ESC (ELECTRONIC STABILITY CONTROL)



6 AIRBAGS



Note: There is a limit to the ability of the monocular camera and laser sensor to detect obstacles and lanes, and control the vehicle. Please do not rely on the system; always drive safely.
[†]AEB is designed to support the driver only in emergency situations. The driver remains responsible for the vehicle at all times.

Jimmy Lite



Jimmy



JIMNY LITE

- 1.5L VVT engine
- 6.4L/100km fuel economy manual[†]
- 5 speed manual transmission
- ALLGRIP PRO 4WD technology
- Hill hold and hill descent control
- CD player
- Bluetooth® with steering wheel audio controls
- Cruise control
- Power windows
- Folding rear seats with resin-coated seatbacks
- Six airbags
- ESC, ABS, EBD, & BA
- Autonomous Emergency Braking[#]
- Lane departure warning
- Weaving alert
- Black 15" steel wheels
- Spare tyre cover
- Halogen headlights
- High beam assist
- Daytime running lights

JIMNY

—adds the following features over Jimmy Lite:

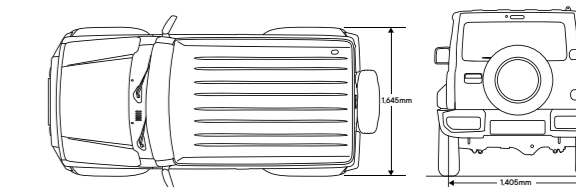
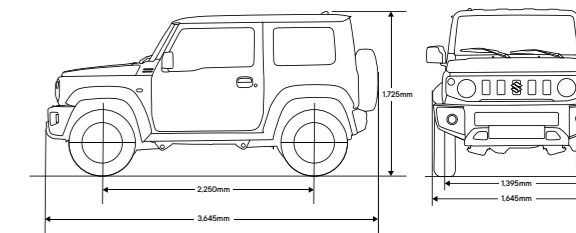
- 6.4L/100km fuel economy manual[†]
- 6.9L/100km fuel economy automatic[†]
- 5 speed manual or 4 speed automatic* transmission
- 7-inch multimedia touchscreen with satellite navigation, Apple CarPlay® and Android Auto™
- Bluetooth® & iPod® USB connectivity with steering wheel audio controls and voice control
- Reverse camera
- No CD Player
- Leather-wrapped steering wheel
- Digital climate control
- Luggage area 12V accessory socket
- Chrome air conditioner vent highlights
- Colour matching door handles
- Black painted side mirror covers
- 15" alloy wheels
- Automatic LED headlights
- Front fog lights
- Electric folding mirrors
- Rear privacy glass

SPECIFICATIONS

	Jimmy Lite	Jimmy
POWERTRAIN		
Engine	1.5 Litre VVT	
Drive system	Part-time 4WD	
Number of cylinders	4	
Number of valves	16	
Piston displacement (cm ³)	1,462	
Bore x stroke (mm)	74.0 x 85.0	
Compression ratio	10.0	
Maximum output (kW/rpm)	75/6,000	
Maximum torque (Nm/rpm)	130/4,000	
Fuel distribution	Multipoint Injection	
Fuel Tank Capacity (L)	40	
DIMENSIONS		
Overall length (mm)	Front bumper to rear bumper	3,480
	Front bumper to spare wheel	3,625
	Front bumper to spare wheel cover	3,645
Overall width (mm)	1,645	
Overall height (mm)	1,720	
Wheelbase (mm)	2,250	
Tread — front (mm)	Front	1,395 (195/80R15)
Tread — rear (mm)	Rear	1,405 (195/80R15)
Minimum turning radius (m)	4.9	
Minimum ground clearance (mm)	210	
Seating capacity	4	
Luggage Capacity (L)	Max Volume	830
	Rear Seatback folded	377
	Rear Seatback raised	85
Kerb weight (kg)	1095 M/T	1110 A/T
Gross vehicle weight (kg)	1,435	
TRANSMISSION		
Type	5MT	4AT
Gear ratio	1st	4.425
	2nd	2.304
	3rd	1.674
	4th	1.190
	5th	1.000
Reverse	5.151	2.300
Final gear ratio	4.090	4.300
FUEL CONSUMPTION		
Fuel consumption (L/100km) MT/AT	6.4	6.9
CO ₂ emissions (G/m) MT/AT	146	158
CHASSIS		
Brakes	Front	Solid disc
	Rear	Drum, leading and trailing
Suspension	Front	3-link rigid axle with coil spring
	Rear	3-link rigid axle with coil spring
VISIBILITY		
Headlamps	Halogen	LED Projector
Headlamp leveling device	—	Automatic
Automatic lamps	Std	
High Beam Assist	Std	
Front Fog Lamps	—	Std
Daytime Running Lamps (DRLs)	Std	
Privacy glass	—	Std
Wipers	Front: 2 speeds (low, high) + adjustable intermittent + washer	Std
	Rear: 1 speed + washer	Std
Outside door mirrors	Finish	Black plastic
	Electrically adjustable	Black painted

	Jimmy Lite	Jimmy
EXTERIOR		
Front grille	Black	
Outside door handles	Black	Body Coloured
WHEELS		
Tyres (Width/Profile)	195/80	
Wheel Size	15"	
Wheel Type	Steel	Alloy
Spare	15" steel	15" alloy
STEERING AND INSTRUMENT PANEL		
3-spoke steering wheel	Std	
Leather covered	—	Std
With audio controls	Std	
With cruise control	Std	
With speed limiter control	Std	
With hands-free phone control	Std	
Tilt-adjust	Std	
INFORMATION DISPLAY		
Digital clock	Std	
Fuel consumption	Std	
Driving range	Std	
Average speed	Std	
Driving time	Std	
DRIVING AMENITIES		
Audio	Std	
MP3/WMA + Bluetooth	Std	
Apple CarPlay & Android Auto	—	Std
Cruise Control	Std	
Speed limiter	Std	
INTERIORS		
Cabin lights	Front (3 position)	Std
	Rear (3 position)	—
Cup holder	Centre console	
USB port and AUX input	x 1	
12V accessory socket	Centre console	Centre console & luggage area
Inside door handles	Chrome	
SEATS		
Front seats	Walk in mechanism	S (passenger's side)
	Head restraints x 2	Std
Rear seats	50:50-split single-folding	Std
	Head restraints x 2	Std
Seat upholstery material	Fabric	
SAFETY, SECURITY, AND ENVIRONMENTAL COMPATIBILITY		
ABS with EBD function	Std	
ESC	Std	
Autonomous Emergency Braking [#]	Std	
Lane Departure Warning [*]	Std	
Weaving Alert [†]	Std	
Hill hold control	Std	
Hill descent control	Std	
Brake assist function	Std	
SRS front dual airbags	Std	
SRS side airbags	Std	
SRS curtain airbags	Std	
Seat belts	Front: 3-point ELR seat belts with pretensioners and force limiters	Std
	Rear: 3-point ELR seat belts with pretensioners and force limiters	Std
ISOFIX child seat anchorages	x 2	Std
Child seat tether anchorages	x 2	Std
Reverse camera	—	Std

DIMENSIONS



COLOURS



Kinetic Yellow + Bluish Black Pearl[†]



Brisk Blue Metallic + Bluish Black Pearl[†]



Chiffon Ivory Metallic + Bluish Black Pearl[†]



Jungle Green[†]



Bluish Black Pearl[†]



Medium Gray[†]



Superior White

WARRANTY



Enjoy peace of mind with 5 Year / Unlimited kilometre Warranty[†]



SERVICE



Suzuki Genuine Service program offers competitive pricing for your vehicle over 5 years or 100,000km, whichever occurs first.



ROADSIDE ASSISTANCE



5 years Roadside Assistance[†] = 5 years of confidence.



SUZUKISECURE



SuzukiSecure[†] puts you in control when buying your new Suzuki, so you're set up for the future you want.



SUZUKI PREMIER MOTOR INSURANCE



Comprehensive cover for your Suzuki vehicle, using Suzuki Genuine Parts and your choice of repairer.[†]



[†]ADR 81/02 results for manual transmission. [†]ADR 81/02 results for automatic transmission. NEDC Fuel Consumption figures may not mimic real-life driving conditions and should be considered for comparison against other vehicles only. Apple CarPlay® is a registered trademark of Apple Inc. Android Auto is a trademark of Google Inc. All new Suzuki vehicles include up to 5 years of Roadside Assistance. The Roadside Assistance program will re-new annually for a period up to 5 years conditional to customers returning to their Suzuki dealer for scheduled servicing and following the terms and conditions of Suzuki's Capped Priced Service (CPS) Program for their vehicle. Further details of the CPS program can be found here: <https://www.suzuki.com.au/capped-price-service-terms> Further details of the Roadside Assistance program can be found here: <https://www.suzuki.com.au/owners/roadside> [†]Suzuki Premier Motor Insurance is issued by Allianz Australia Insurance Limited ABN 15 000 122 850. Policy terms, conditions, limits and exclusions apply. Before making a decision please consider the Product Disclosure Statement (PDS). The PDS and Target Market Determination are available by calling us on 1300 132 107. [†]Kilometre limits for commercial vehicles. [†]Approved applicants only. T&Cs apply. Suzuki Financial Services is a division of Australian Alliance Automotive Finance Pty Limited ABN 63 002 407 703. Australian Credit Licence 513747. [†]Due to stock constraints and significant customer back orders, we have paused all Jimmy automatic variant orders until further notice. Please contact your Suzuki dealer for further information.

Apple CarPlay® is a registered trademark of Apple Inc. Android Auto is a trademark of Google Inc. [†]NEDC Fuel Consumption figures may not mimic real-life driving conditions and should be considered for comparison against other vehicles only. [†]AEB is designed to support the driver only in emergency situations. The driver remains responsible for the vehicle at all times. The Lane departure warning and weaving alert only function when the vehicle is moving at speeds of approximately 60km/h or higher. [†]Additional cost for premium/metallic paint and two-tone premium/metallic paint.

CARFIGURATE THEM ALL



VITARA



IGNIS



JIMNY



SWIFT



S-CROSS

CONFIGURE YOUR DREAM CAR WITH SUZUKI'S CARFIGURATOR

Nothing is better than video games. Except Suzukis.

Well, with *Setup: The Game*, you can have both at the same time.

And now all the Suzukis are unlocked, so all your favourite characters are fully playable and fully buyable.

You can now design your dream Vitara, Swift, Swift Sport, Ignis, Jimny or S-Cross. Rack up points. Pick up in-game achievements. Then buy your Suzuki creation and drive it in real life.

And the best part? It's free to play.

So what are you waiting for?

Pick your Suzuki. Make it your own. Then make it really your own. By buying it.



PLAY NOW



SETUP
THE GAME

DREAM YOUR DREAM SUZUKI
THEN BUY IT INTO REALITY.

SUZUKI
FOR FUN'S SAKE



JIMNY

50 YEARS