

# MAZDA 3 HATCH

ZOOM-ZOOM





# CONTENTS

---

03 - Introduction	13 - G20 Pure
04 - Exterior Design	14 - G20 Evolve
05 - Interior Design	15 - G20 Touring
06 - Interior Craftsmanship	16 - G25 Evolve
07 - Technology	17 - G25 GT
08 - Connectivity	18 - G25 Astina
09 - Performance	19 - Specifications
10 - Safety as Standard	28 - Mazda Care
11 - Vision Technology	29 - Contact
12 - Exterior Colours	








## NEXT-GEN MAZDA3, DRIVING IS BELIEVING

Next-Gen Mazda3 represents the beginning of a new era for Mazda. A car that takes every element of design, performance and technology beyond anything that's come before. It's a drive you need to feel to believe.



In designing Next-Gen Mazda3 Hatch the goal was to create a car that was sportier and more exciting than any other. The evolution of Mazda's Kodo – Soul of Motion design philosophy sees light and shadow shift beautifully across the body. This, combined with a low roofline and wide stance delivers a powerful presence.

CREATED TO MAKE A MOMENT LAST










## BEAUTY IN SUBTRACTION

Every element of Next-Gen Mazda3 Hatch has been created with the intention to further strengthen the connection between car and driver. A less is more approach has been followed to develop a cabin that's as beautiful as it is functional.



## NEW LEVEL OF INTERIOR CRAFTSMANSHIP

Quality is abundant from top to bottom. Beautifully crafted detailing covers key components like the dashboard, centre console and door panelling. While the luxurious and immersive leather seats at higher grades are now heated.



Black cloth (G20 Pure)

Black cloth (G20 Evolve and G25 Evolve)

Black leather (G20 Touring, G25 GT and G25 Astina)#

Burgundy leather ● (G25 Astina Hatch only)#

● Burgundy leather interior only available in models with Snowflake White Pearl Mica, Sonic Silver Metallic, Polymetal Grey Metallic, Machine Grey Metallic, Deep Crystal Blue Mica and Jet Black Mica exterior colours.

# Leather interior includes some Maztex material on selected high-impact surfaces.



## INSTINCTIVE TECHNOLOGY

Every piece of driving technology has been honed to provide an unparalleled sense of control and enjoyment. The Active Driving Display has been carefully designed to present only the most relevant information in the simplest fashion. The meter cluster now features a vibrant 7-inch LCD screen. While on the steering wheel, switches are streamlined and better integrated for superior functionality and beauty.







## CONNECTED IN EVERY WAY

Enjoy the latest in connectivity with an all-new Mazda Connect system displayed in stunning clarity on the 8.8-inch widescreen display. With Apple CarPlay® and Android® Auto as standard, you can access your compatible smartphone's contacts, social media, music and more at the touch of a button.





## ENGINEERED TO EXHILARATE

The strict adherence to the philosophy of 'Jinba-ittai', the sense of car and driver as one, has created a driving experience that's truly next generation. The newly developed G-Vectoring Control Plus (GVC Plus) offers unprecedented levels of confidence-inspiring controllability, while Skyactiv-G petrol engines deliver exhilarating performance.



## THE EVOLUTION OF SAFETY

True peace of mind is at the forefront of Next-Gen Mazda3. A higher concentration of ultra-high tensile steel reinforces the chassis, while a newly developed knee airbag for the driver's seat is not only a first for Mazda, but comes as standard equipment. Paired with the latest in safety technology, like Smart Brake Support (SBS), Lane-keep Assist System (LAS), and Mazda Radar Cruise Control (MRCC), every grade of Next-Gen Mazda3 takes safety to another level.









## AN INTUITIVE EXPERIENCE

Consisting of 5 intuitive features, the Vision Technology package transforms your drive into a truly effortless one. It includes a 360° View Monitor, for superior visibility during low speed manoeuvres. Cruising and Traffic Support (CTS) assists with the accelerator, brake and steering while stuck in traffic. Driver Monitoring uses infrared cameras to detect driver drowsiness and deliver an alert when needed. Front Cross Traffic Alert (FCTA) checks for approaching vehicles in blind spots at T-intersections, and Front Parking Sensors help you handle parking with ease. Vision Technology is standard on G25 Astina and available to purchase on all other grades.







Polymetal Grey Metallic<sup>^†</sup>




Titanium Flash Mica

Deep Crystal Blue Mica

Jet Black Mica

## INTRODUCING NEW POLYMETAL GREY METALLIC

Fusing the hard appearance of metal with a glossy smoothness, the newly developed Polymetal Grey Metallic comes exclusive to the hatch and changes colour depending on the light, accentuating beautiful lines of bodywork.



Snowflake White Pearl Mica

Sonic Silver Metallic

Machine Grey Metallic<sup>^</sup>

Soul Red Crystal Metallic<sup>^</sup>

<sup>^</sup> At extra cost. <sup>†</sup> Hatch model only.





## MAZDA3 G20 PURE FEATURES – STANDARD ACROSS EVERY GRADE

- » 16-inch alloy wheels (silver finish)
- » 7-inch TFT LCD multi-information meter display
- » 8.8-inch widescreen colour display (Mazda Connect)
- » Advanced keyless push-button engine start
- » Airbags SRS: front (driver and passenger), side (front), knee (driver) and curtain (front and rear)
- » Air-conditioning
- » Apple CarPlay® and Android® Auto
- » Audio system with: AM/FM tuner, DAB+ Digital Radio and 8 speakers
- » Blind Spot Monitoring (BSM)†
- » Bluetooth® (hands-free compatible)§
- » Bluetooth® audio (MP3 compatible)§
- » Driver Attention Alert (DAA)†
- » Electric parking brake with Auto Hold
- » Emergency Stop Signal (ESS)
- » Forward Obstruction Warning (FOW)
- » Headlamps (LED) with auto on/off function
- » High Beam Control (HBC)
- » Hill Launch Assist (HLA)
- » Lane Departure Warning (LDW)†
- » Lane-keep Assist System (LAS)†
- » Mazda Radar Cruise Control (MRCC)† with Stop & Go<sup>1</sup>
- » Multi-function commander control
- » Parking sensors (rear)
- » Exterior mirrors with power adjustment and auto folding function
- » Power windows with auto up/down (all windows)
- » Rear Cross Traffic Alert (RCTA)†
- » Rear spoiler
- » Reverse camera
- » Satellite navigation
- » Seat trim: black cloth
- » Seats (rear) with: 60/40 split-fold backrest
- » Smart Brake Support (SBS)†
- » Smart Brake Support – Reverse (SBS-R)†
- » Smart Brake Support – Rear Crossing (SBS-RC)†
- » Tilt and telescopic adjustable steering wheel
- » Traffic Sign Recognition (TSR)†
- » Tyre Pressure Monitoring System (TPMS)†
- » USB input (iPod® compatible)
- » Wiper (rear) with intermittent function
- » Wipers (front) 2-speed with rain-sensing function

## POWERTRAIN

- » 2.0 litre in-line 4 cylinder 16 valve DOHC S-VT petrol with i-stop
- » 114kW @ 6,000rpm (max. power)
- » 200Nm @ 4,000rpm (max. torque)

<sup>1</sup> Stop & Go function on Automatic model only. § Please check the compatibility of your device (particularly your mobile phone) with the specific Mazda vehicle you intend to purchase as not all devices operate correctly. Visit [www.mazda.com.au/Bluetooth](http://www.mazda.com.au/Bluetooth) or consult your Mazda Dealer for further information. † Driver assist technology only and should not be used in place of skilled and safe driving practices. It is the driver's sole responsibility to monitor vehicle surroundings and conditions and comply with all applicable laws at all times. \*Fuel consumption figures are based on ADR 81/02 test results. They are useful in comparing the fuel consumption of different vehicles. They may not be the fuel consumption achieved in practice. This will depend on traffic and road conditions and how the vehicle is driven.





## MAZDA3 G20 EVOLVE FEATURES – ADDITIONAL TO G20 PURE

- » 18-inch alloy wheels (metallic grey finish)
- » Air-conditioning (dual-zone climate control) with rear vents
- » Auto dimming interior rear-view mirror
- » Leather-wrapped: gear shift knob and steering wheel
- » Paddle shift gear control (auto only)
- » Seats (rear) with centre fold down armrest

## POWERTRAIN

- » 2.0 litre in-line 4 cylinder 16 valve DOHC S-VT petrol with i-stop
- » 114kW @ 6,000rpm (max. power)
- » 200Nm @ 4,000rpm (max. torque)



### THE IDEAL CLIMATE

Everyone can enjoy a comfortable cabin environment all year round with dual-zone climate control and rear vents.



### WHERE TO NEXT?

Relax and enjoy the drive with satellite navigation that's mapped out the journey for you.



### ARTFUL DESIGN

Feel a higher level of quality with the beautifully detailed leather wrapped gear shift and steering wheel.

\*Fuel consumption figures are based on ADR 81/02 test results. They are useful in comparing the fuel consumption of different vehicles. They may not be the fuel consumption achieved in practice. This will depend on traffic and road conditions and how the vehicle is driven.






## MAZDA3 G20 TOURING FEATURES – ADDITIONAL TO G20 EVOLVE

- » Advanced keyless entry
- » Exterior mirror with auto dimming function (driver side)
- » Exterior mirrors with reverse tilt down function
- » Exterior mirrors with position memory
- » Overhead sunglass storage box
- » Seat trim: Black leather<sup>#</sup>
- » Driver's seat with 10-way power adjustment, including lumbar adjustment and 2-position memory
- » Vanity mirrors (front) with illumination

## POWERTRAIN

- » 2.0 litre in-line 4 cylinder 16 valve DOHC S-VT petrol with i-stop
- » 114kW @ 6,000rpm (max. power)
- » 200Nm @ 4,000rpm (max. torque)



### GO KEY FREE

Advanced keyless entry means when you're carrying the remote locking unit, you enter just by pressing a button on either front door.



### STAY BETWEEN THE LINES

If you drift from your lane, Lane-keep Assist System (LAS) uses a series of alerts then gentle steering torque to help guide you back.



### HEADS UP

Traffic Sign Recognition (TSR) which detects speed limit, no entry and stop signs is projected on the Active Driving Display, which gives you all the important information you need.

\*Fuel consumption figures are based on ADR 81/02 test results. They are useful in comparing the fuel consumption of different vehicles. They may not be the fuel consumption achieved in practice. This will depend on traffic and road conditions and how the vehicle is driven. <sup>#</sup>Leather interior includes some Maztex material on selected high impact surfaces.





## MAZDA3 G25 EVOLVE FEATURES – ADDITIONAL TO G20 EVOLVE

- » Advanced keyless entry
- » Cylinder deactivation
- » Exterior mirror with auto dimming function (driver side)
- » Exterior mirrors with reverse tilt down function
- » Exterior mirrors with position memory
- » Driver's seat with 10-way power adjustment, including lumbar adjustment and 2-position memory

## POWERTRAIN

- » 2.5 litre in-line 4 cylinder 16 valve DOHC S-VT petrol with i-stop
- » 139kW @ 6,000rpm (max. power)
- » 252Nm @ 4,000rpm (max. torque)



### FEEL THE POWER

The updated Skyactiv-G 2.5 petrol engine with i-stop and cylinder deactivation, delivers a superior performance.



### TAKE CONTROL

Put yourself in command with the paddle shift gear control, available on auto only.



### SPORT A NEW LOOK

18-inch alloy wheels not only look dynamic, they also add to the already superb ride and handling.

\*Fuel consumption figures are based on ADR 81/02 test results. They are useful in comparing the fuel consumption of different vehicles. They may not be the fuel consumption achieved in practice. This will depend on traffic and road conditions and how the vehicle is driven.





## MAZDA3 G25 GT FEATURES – ADDITIONAL TO G25 EVOLVE

- » Exterior mirrors with heating function
- » Front seats with heating function
- » Premium Bose® amplifier and 12 speakers
- » Seat trim: Black leather#
- » Steering wheel with heating function

## POWERTRAIN

- » 2.5 litre in-line 4 cylinder 16 valve DOHC S-VT petrol with i-stop
- » 139kW @ 6,000rpm (max. power)
- » 252Nm @ 4,000rpm (max. torque)



### HI-FIDELITY

Enjoy powerful performance with amazing clarity through the Bose® amplifier and 12 speakers, placed strategically throughout the cabin.



### A WARM WELCOME

Sit back and soak up the heated front seats, providing optimum comfort during the cooler months.



### CLEAR VIEW

The auto dimming interior and driver side exterior, rear-view mirrors actively reduce headlight glare to ensure greater visibility.

\*Fuel consumption figures are based on ADR 81/02 test results. They are useful in comparing the fuel consumption of different vehicles. They may not be the fuel consumption achieved in practice. This will depend on traffic and road conditions and how the vehicle is driven. #Leather interior includes some Maztex material on selected high impact surfaces.





## MAZDA3 G25 ASTINA FEATURES – ADDITIONAL TO G25 GT

- » 18-inch alloy wheels (black finish)
- » 360° View Monitor†
- » Adaptive LED Headlights (ALH)†
- » Cruising & Traffic Support (CTS)†
- » Driver Monitor†
- » Front Cross Traffic Alert (FCTA)†
- » Parking sensors (front)
- » Glass sunroof with power tilt and slide
- » Seat trim: Black leather or optional Burgundy leather#

## POWERTRAIN

- » 2.5 litre in-line 4 cylinder 16 valve DOHC S-VT petrol with i-stop
- » 139kW @ 6,000rpm (max. power)
- » 252Nm @ 4,000rpm (max. torque)



### SEE IN 360

Four separate cameras give you a complete 360° view around the vehicle, helping you minimise blind spots and avoid obstacles.



### LET THE SUN SHINE IN

Enjoy the elements with a power-operated sliding glass sunroof including tilt function.



### LIGHT THE WAY

Adaptive LED Headlights (ALH) broadens visibility at low speeds, avoids dazzling others on high beam, and extends vision at highway speeds.

†Driver assist technology only and should not be used in place of skilled and safe driving practices. It is the driver's sole responsibility to monitor vehicle surroundings and conditions and comply with all applicable laws at all times. \*Fuel consumption figures are based on ADR 81/02 test results. They are useful in comparing the fuel consumption of different vehicles. They may not be the fuel consumption achieved in practice. This will depend on traffic and road conditions and how the vehicle is driven. #Leather interior includes some Maztex material on selected high impact surfaces.



# SPECIFICATIONS

Powertrain		2.0L I4 Petrol	2.5L I4 Petrol
Bore and stroke (mm)		83.5 x 91.2	89.0 x 100.0
Compression ratio		13.0 : 1	13.0 : 1
Emissions standard		----- Euro stage 5 -----	
Engine capacity (cc)		1,998	2,488
Engine type		2.0 litre in-line 4 cylinder 16 valve DOHC S-VT petrol (Skyactiv-G) with i-stop	2.5 litre in-line 4 cylinder 16 valve DOHC S-VT petrol (Skyactiv-G) with i-stop and cylinder deactivation
Fuel consumption (l/100km)*:	Manual (combined)	6.4	6.3
	Manual (extra-urban)	5.4	5.1
	Manual (urban)	8.2	8.3
	Auto (combined)	6.2	6.6
	Auto (extra-urban)	5.3	5.4
	Auto (urban)	7.8	8.6
Fuel system		----- Electronic direct injection -----	
Fuel tank capacity (litres)		----- 51 -----	
Gear ratio - Manual / Auto:	1st	3.363 / 3.552	3.272 / 3.552
	2nd	1.947 / 2.022	1.947 / 2.022
	3rd	1.300 / 1.347	1.379 / 1.347
	4th	1.029 / 1.000	1.090 / 1.000
	5th	0.837 / 0.745	0.880 / 0.745
	6th	0.680 / 0.599	0.680 / 0.599
	Reverse	3.385 / 3.052	3.385 / 3.052
	Final drive	4.105 / 3.850	4.105 / 4.367
Maximum power (kW @ rpm)		114kW @ 6,000rpm	139kW @ 6,000rpm
Maximum torque (Nm @ rpm)		200Nm @ 4,000rpm	252Nm @ 4,000rpm
Recommended fuel		----- Unleaded or E10 (91RON or higher) -----	
Throttle control		----- Electronic (drive-by-wire) -----	
Transmission:	Manual	----- 6-speed Skyactiv-MT -----	
	Auto	----- 6-speed Skyactiv-Drive -----	

\* Fuel consumption figures are based on ADR 81/02 test results. They are useful in comparing the fuel consumption of different vehicles. They may not be the fuel consumption achieved in practice. This will depend on traffic and road conditions and how the vehicle is driven.



# SPECIFICATIONS

Model Availability		G20 Pure	G20 Evolve	G20 Touring	G25 Evolve	G25 GT	G25 Astina
Hatch:	2.0L I4 Petrol 6-speed Manual	●	●	●	—	—	—
	2.0L I4 Petrol 6-speed Auto	●	●	●	—	—	—
	2.5L I4 Petrol 6-speed Manual	—	—	—	●	●	●
	2.5L I4 Petrol 6-speed Auto	—	—	—	●	●	●

● = Standard, — = Not available.



# SPECIFICATIONS

Chassis and Powertrain Technologies	G20 Pure	G20 Evolve	G20 Touring	G25 Evolve	G25 GT	G25 Astina
Active Air Shutter	—	—	—	●	●	●
Automatic transmission drive selection	●	●	●	●	●	●
Automatic transmission kickdown switch	●	●	●	●	●	●
Electric Parking Brake with Auto Hold	●	●	●	●	●	●
Electric power assist steering	●	●	●	●	●	●
Hill Launch Assist (HLA)	●	●	●	●	●	●
i-stop	●	●	●	●	●	●
Cylinder deactivation	—	—	—	●	●	●
Skyactiv-Body	●	●	●	●	●	●
Skyactiv-Chassis	●	●	●	●	●	●
Skyactiv-Vehicle Dynamics G-Vectoring Control Plus (GVC-Plus)	●	●	●	●	●	●

Chassis		G20 Pure	G20 Evolve	G20 Touring	G25 Evolve	G25 GT	G25 Astina
Brake diameter (mm):	Front	----- 295 -----					
	Rear	----- 265 -----					
Brake type:	Front	----- Ventilated disc -----					
	Rear	----- Solid disc -----					
Steering type		----- Electric power assist steering -----					
Suspension:	Front	----- MacPherson strut -----					
	Rear	----- Torsion beam -----					
Turning circle kerb to kerb (m)		----- 10.6 -----					
Tyre size		205/60R16	215/45R18	215/45R18	215/45R18	215/45R18	215/45R18
Tyre index		92V	89W	89W	89W	89W	89W
Wheel size		16x6.5J	18x7.0J	18x7.0J	18x7.0J	18x7.0J	18x7.0J
Wheel type		----- Alloy -----					
Tyre size (spare)		----- T125/70D16 -----					
Wheel type (spare)		----- Temporary (steel) -----					

● = Standard, — = Not available.



# SPECIFICATIONS

## Weights and Capacities

Hatch		G20 Pure	G20 Evolve	G20 Touring	G25 Evolve	G25 GT	G25 Astina
Cargo room volume VDA (litres)		295	295	295	295	295	295
Kerb weight (kg):	Manual	1317	1317	1317	1339	1339	1351
	Auto	1338	1338	1338	1368	1368	1380
Towing capacity <sup>¶</sup> (kg):	Braked	1200	1200	1200	1200	1200	1200
	Unbraked	600	600	600	600	600	600
Tow-ball download maximum (kg)		80	80	80	80	80	80

## Dimensions

Hatch		G20 Pure	G20 Evolve	G20 Touring	G25 Evolve	G25 GT	G25 Astina
Ground clearance laden (mm)		150	150	150	150	150	150
Overall length (mm)		4460	4460	4460	4460	4460	4460
Overall width (mm)		1795	1795	1795	1795	1795	1795
Overall height (mm)		1435	1435	1435	1435	1435	1435
Track (mm):	Front	1570	1570	1570	1570	1570	1570
	Rear	1580	1580	1580	1580	1580	1580
Wheelbase (mm)		2725	2725	2725	2725	2725	2725

<sup>¶</sup> When fitted with a Mazda genuine towing kit. Subject to State and Territory regulations.



# SPECIFICATIONS

Exterior	G20 Pure	G20 Evolve	G20 Touring	G25 Evolve	G25 GT	G25 Astina
Daytime running lamps (halogen)	●	●	●	●	●	—
Daytime running lamps (LED)	—	—	—	—	—	●
Exhaust extension (chrome)	●	●	●	●	●	●
Green-tinted windscreen, side and rear windows	●	●	●	●	●	●
Headlamps/Tail-lamps (LED)	●	●	●	●	●	●
Headlamps auto on/off function	●	●	●	●	●	●
Exterior mirror (driver side) with auto dimming function	—	—	●	●	●	●
Exterior mirrors with power adjustment	●	●	●	●	●	●
Exterior mirrors with auto folding function	●	●	●	●	●	●
Exterior mirrors with heating function	—	—	—	—	●	●
Power sliding and tilt glass sun-roof	—	—	—	—	—	●
Power windows with auto up/down (all windows)	●	●	●	●	●	●
Rear spoiler	●	●	●	●	●	●
Wipers (front) 2-speed with rain-sensing function	●	●	●	●	●	●
Wiper (rear) with intermittent function	●	●	●	●	●	●

Seats	G20 Pure	G20 Evolve	G20 Touring	G25 Evolve	G25 GT	G25 Astina
Seat trim:	Black cloth	●	●	—	●	—
	Black leather <sup>#</sup>	—	—	●	—	●
	Burgundy leather <sup>#†</sup>	—	—	—	—	○
Front seats with:	10-way power adjustment (driver)	—	—	●	●	●
	Heating function	—	—	—	—	●
	Height adjustment (driver)	●	●	●	●	●
	Height adjustment (passenger)	—	●	●	●	●
	Lumbar adjustment (driver)	—	—	●	●	●
Rear seats with:	Rake and slide adjustment	●	●	●	●	●
	60/40 split fold backrest	●	●	●	●	●
	Centre fold down armrest	—	●	●	●	●

● = Standard, ○ = Option, — = Not available.

<sup>#</sup> Leather interior includes some Maztex material on selected high impact surfaces.

<sup>†</sup> Burgundy leather only available in hatch models.



# SPECIFICATIONS

Interior	G20 Pure	G20 Evolve	G20 Touring	G25 Evolve	G25 GT	G25 Astina
Active Driving Display	●	●	●	●	●	●
Air-conditioning	●	—	—	—	—	—
Air-conditioning (dual-zone climate control) with rear vents	—	●	●	●	●	●
Ambient temperature display	●	●	●	●	●	●
Cupholders	●	●	●	●	●	●
Door bottle holders (front and rear)	●	●	●	●	●	●
Electric Parking Brake with Auto Hold	●	●	●	●	●	●
Interior illumination:	Cargo room lamp	●	●	●	●	●
	Entry system with delayed fade	●	●	●	●	●
	Map reading spot lamps	●	●	●	●	●
Leather-wrapped:	Gear shift knob	—	●	●	●	●
	Steering wheel	—	●	●	●	●
Overhead sunglass storage box	—	●	●	●	●	●
Paddle shift gear control (auto only)	—	●	●	●	●	●
Mazda Radar Cruise Control (MRCC) <sup>†</sup> with Stop & Go <sup>1</sup>	●	●	●	●	●	●
Rear-view mirror with auto dimming function	—	●	●	●	●	●
Tilt and telescopic adjustable steering wheel	●	●	●	●	●	●
Trip Computer	●	●	●	●	●	●
Vanity mirrors (driver and passenger)	●	●	●	●	●	●
Vanity mirror illumination (driver and passenger)	—	—	●	—	●	●

● = Standard, — = Not available.

<sup>1</sup> Stop & Go function on Automatic model only. <sup>†</sup> Driver assist technology only and should not be used in place of skilled and safe driving practices. It is the driver's sole responsibility to monitor vehicle surroundings and conditions and comply with all applicable laws at all times.



## SPECIFICATIONS

Infotainment	G20 Pure	G20 Evolve	G20 Touring	G25 Evolve	G25 GT	G25 Astina
8.8-inch widescreen display	●	●	●	●	●	●
AM/FM tuner	●	●	●	●	●	●
Apple CarPlay® and Android® Auto	●	●	●	●	●	●
Bluetooth® hands-free phone and audio capability§	●	●	●	●	●	●
DAB+ digital radio	●	●	●	●	●	●
Multi-function commander control	●	●	●	●	●	●
Premium Bose® amplifier and speakers	—	—	—	—	●	●
Radio Data System (RDS) program information	●	●	●	●	●	●
Satellite navigation	●	●	●	●	●	●
Speakers (8)	●	●	●	●	—	—
Speakers (12)	—	—	—	—	●	●
Steering wheel-mounted audio controls	●	●	●	●	●	●
USB-audio input port (iPod® compatible)	●	●	●	●	●	●

● = Standard, — = Not available.

§ Please check the compatibility of your device (particularly your mobile phone) with your Mazda Dealer as not all devices support connectivity or use all available features.



# SPECIFICATIONS

Safety and Security	G20 Pure	G20 Evolve	G20 Touring	G25 Evolve	G25 GT	G25 Astina
360° View Monitor†	○*	○*	○*	○*	○*	●
Adaptive LED Headlights (ALH)†	—	—	—	—	—	●
Advanced keyless entry	—	—	●	●	●	●
Advanced keyless push-button engine start	●	●	●	●	●	●
Airbags SRS: Front (driver and passenger)	●	●	●	●	●	●
Side (front)	●	●	●	●	●	●
Curtain (front and rear)	●	●	●	●	●	●
Knee (driver)	●	●	●	●	●	●
Anti-lock Braking System (ABS)	●	●	●	●	●	●
Blind Spot Monitoring (BSM)†	●	●	●	●	●	●
Cruising & Traffic Support (CTS)†	○*	○*	○*	○*	○*	●
Driver Attention Alert (DAA)†	●	●	●	●	●	●
Driver Monitoring†	○*	○*	○*	○*	○*	●
Dynamic Stability Control (DSC)	●	●	●	●	●	●
Engine immobiliser	●	●	●	●	●	●
Forward Obstruction Warning (FOW)†	●	●	●	●	●	●
Front Cross Traffic Alert (FCTA)†	○*	○*	○*	○*	○*	●
High Beam Control (HBC)†	●	●	●	●	●	●

● = Standard, ○ = Option, — = Not available.  
 \*Available as part of optional Vision Technology.

†Driver assist technology only and should not be used in place of skilled and safe driving practices. It is the driver's sole responsibility to monitor vehicle surroundings and conditions and comply with all applicable laws at all times.



# SPECIFICATIONS

Safety and Security	G20 Pure	G20 Evolve	G20 Touring	G25 Evolve	G25 GT	G25 Astina
Hill Launch Assist (HLA)	●	●	●	●	●	●
ISOFIX child restraint anchor points and top tethers	●	●	●	●	●	●
Lane-keep Assist System (LAS) <sup>†</sup>	●	●	●	●	●	●
Left-hand-side convex (wide angle) exterior mirror	●	●	●	●	●	●
Parking sensors (front)	○*	○*	○*	○*	○*	●
Parking sensors (rear)	●	●	●	●	●	●
Rear Cross Traffic Alert (RCTA) <sup>†</sup>	●	●	●	●	●	●
Remote central locking (2 transmitters)	●	●	●	●	●	●
Reverse camera	●	●	●	●	●	●
Seat-belt warning (front and rear)	●	●	●	●	●	●
Seat-belts (front) with pretensioners, load-limiters and height adjustable shoulder anchorages	●	●	●	●	●	●
Smart Brake Support (SBS) with pedestrian and cycle detection <sup>†</sup>	●	●	●	●	●	●
Smart Brake Support [Rear Crossing] (SBS-RC) <sup>†</sup>	●	●	●	●	●	●
Smart Brake Support - Reverse (SBS-R) <sup>†</sup>	●	●	●	●	●	●
Traction Control System (TCS)	●	●	●	●	●	●
Traffic Sign Recognition (TSR)	●	●	●	●	●	●
Tyre Pressure Monitoring System (TPMS)	●	●	●	●	●	●

● = Standard, ○ = Option, — = Not available.

\*Available as part of optional Vision Technology.

<sup>†</sup>Driver assist technology only and should not be used in place of skilled and safe driving practices. It is the driver's sole responsibility to monitor vehicle surroundings and conditions and comply with all applicable laws at all times.





## REST ASSURED — YOUR WARRANTY

The quality built into Mazda3 is backed up by a 5 year, unlimited kilometre factory warranty and 6 year panel protection warranty.\*

## HELP IS AT HAND — MAZDA ROADSIDE ASSISTANCE

Mazda Premium Roadside Assistance is now included with the purchase of all new Mazda vehicles. Whether it's a flat battery, locked-in keys, accident support and flat or damaged tyres, we've got you covered, day or night, city or country. With Mazda Premium Roadside Assistance, help is always there when you need it. (Terms and conditions apply.)

## MAINTAIN THAT ZOOM-ZOOM

Your Mazda3 deserves the best in care. Servicing with Mazda Service Select gives your car the advantage of factory trained Service Technicians and advanced computer diagnostic systems. As well as maintaining your Mazda in A1 condition, you'll also be protecting your vehicle's outstanding resale value.

\* New 5 year unlimited kilometre warranty available on all brand new vehicles purchased from 1 August 2018. For full terms and conditions please visit <https://www.mazda.com.au/owners/warranty/>





**For further information, visit [mazda.com.au](http://mazda.com.au)  
or Freecall 1800 034 411**

All care is taken to ensure the accuracy of this brochure and availability of vehicles and features at the time of publication, however, to the extent permitted bylaw, Mazda Australia Pty Ltd will not be liable for any loss suffered or incurred by a purchaser or prospective purchaser if the content is inaccurate or not up to date, or if it withdraws any vehicles or features referred to in the brochure from the market. Specifications, features and model availability may vary from state to state and may change without notice. Please refer to [mazda.com.au](http://mazda.com.au) or consult your Mazda Dealer prior to placing an order to ascertain current information on model availability, specifications, options, features and prices. Mazda Australia Pty Ltd ABN 78 004 690 804. 211A Wellington Road, Mulgrave, Victoria 3170. iPod is a trademark of Apple Inc., registered in the US and other countries. Published July 2019. MAZ14192



ZOOM-ZOOM



# MAZDA3 ACCESSORIES





## FEATURED HERE

Front Mud Guards

Rear Mud Guards

Slimline Weathershields

Headlight Protectors\*

Roof Racks

Bonnet Protector\*

18-inch Silver Wheels\*

\*Coming soon.



G25 Astina in Soul Red Crystal Metallic

## MAKE YOUR MAZDA EVEN MORE REWARDING

Featuring exceptional design, cutting edge technology and beautiful craftsmanship, Mazda3 is the car you need to feel to believe. Mazda Genuine Accessories let you add individuality and protect your investment. They also give you superb design, quality, and safety, all with the confidence of a Mazda warranty. Mazda Genuine Accessories let you add even more Zoom-Zoom.





### KUROI SPORTS PACK

Front Under Spoiler

Side Under Spoiler

Rear Under Spoiler

Rear Roof Spoiler

Door Mirror Caps

18-inch Satin Chrome Wheels

Kuroi Pack available on the Hatch only.

Coming soon.

G25 Astina in Soul Red Crystal Metallic



### UNIVERSAL CARRIER

Leave nothing behind on your next fun filled adventure with this sleek universal carrier. Designed to hold up to six sets of skis or four snowboards or multiple fishing rods.



### BIKE RACK

Bring your other wheels along without having to remove one.



### ROOF RACKS

Strong, light, and aerodynamic, Mazda Genuine Roof Racks are the ideal way to safely and securely carry loads up to 75kg.





#### **CARGO TRAY (SEDAN)**

A tailor-fitted non-slip tray that shields the luggage bay floor from dirt, scratches and liquids.



#### **TOW BAR**

1,200kg braked towing capacity with 80kg maximum tow ball download limit (subject to State or Territory regulations). Detachable tongue kit makes tow bar invisible once tow ball is removed. (Tow ball sold separately)



#### **SLIMLINE WEATHERSHIELDS (SEDAN)**

Even while it's raining, you can now leave your windows slightly open with this handy shield designed to keep the fresh air in and the weather out.



#### **SCUFF PLATES (SEDAN)**

Protect your Mazda3 door sills from entry scuffs and scratches with this durable and stylish plate.



#### **REAR LIP SPOILER**

Give your Mazda3 sedan a sporty and stylish look with this aerodynamic spoiler.





### 18-INCH SILVER WHEELS

Your Mazda3 will stand out even more with this arresting wheel design. \*Coming soon.



### 18-INCH SATIN CHROME WHEELS

Give your Mazda3 a bold street presence with these satin chrome finished wheels. \*Coming soon.



### BONNET PROTECTOR (SMOKE)

Protect your car against damage from stones and other debris. \*Coming soon.



### MUD GUARDS (FRONT)

Provide additional protection whilst visually enhancing the exterior appearance of your Mazda.



### MUD GUARDS (REAR)

Keep bodywork free of mud and road grime.



### FLOOR MATS

Protect your carpet with these high-quality, tailor-made branded floor mats which feature noise absorption material, making your drive even more peaceful. (Set of four)



### SCUFF PLATES (HATCH)

Protect your Mazda3 door sills from entry scuffs and scratches with this durable and stylish plate.





#### **CARGO TRAY (HATCH)**

A tailor-fitted non-slip tray that shields the luggage bay floor from dirt, scratches and liquids.



#### **CARGO BOX**

Prevent items from sliding around in the luggage area. Features moveable internal dividers, detachable lids and a securable base.



#### **BOOT LIP PROTECTOR**

Protect your rear bumper and boot lip from scratches and scuffs during loading and unloading.



#### **REAR WINDOW SHADES**

Protect passengers and cargo from the sun. Set covers both rear passenger windows.



#### **SLIMLINE WEATHERSHIELDS (HATCH)**

Even while it's raining, you can now leave your windows slightly open with this handy shield designed to keep the fresh air in and the weather out.



#### **HEADLIGHT PROTECTORS**

The perfect way to protect your Mazda 3's headlights from any damage caused by dirt, stones and other flying road debris. \*Coming soon.





#### **WELCOME ILLUMINATION & ALLOY SPORTS PEDAL KIT**

Welcome lighting radiates soft blue illumination from both front foot wells, while select additions enhance the sense of occasion.



#### **MOBILE PHONE HOLDER**

Safe, stylish and compatible with many popular phones, this gives drivers easy phone visibility and access. Allows portrait or landscape use.



#### **REAR SEAT ENTERTAINMENT HOLDER**

Ideal for long road-trips, the Genuine Mazda Entertainment Holder for iPad® is the perfect way to keep backseat passengers endlessly entertained.



#### **FRONT SEAT COVERS**

Protect your front seats with these comfortable yet ultra-tough neoprene covers.  
\*Coming soon





#### **ALSO AVAILABLE**

Audio retractable USB cable

Chrome tow ball

Chrome tow ball cover

Mazda retractable audio cable  
(3.5mm male-to-male)

Retractable USB to Type C Cable

**For further information,  
visit [mazda.com.au](https://www.mazda.com.au)  
or Freecall 1800 034 411**

See the full range of Mazda Genuine Accessories at [mazda.com.au](https://www.mazda.com.au)

All care is taken to ensure the accuracy of this brochure and availability of items at the time of publication, however, to the extent permitted by law, Mazda Australia Pty Ltd will not be liable for any loss suffered or incurred by a purchaser or prospective purchaser if the content is inaccurate or not up to date, or if it withdraws any products in the brochure from the market. Sports and other equipment shown are for illustrative purposes only and do not come standard with the vehicle, or as Mazda Genuine Accessories.

Specifications, features and availability may vary from State to State and may change without notice. Please refer to [mazda.com.au](https://www.mazda.com.au) or consult your Mazda Dealer prior to placing an order to ascertain current information on availability, specifications, features and prices. Mazda Australia Pty Ltd ABN 78 004 690 804, 211A Wellington Road, Mulgrave, Victoria 3170. All Mazda Genuine Accessories fitted at the point of sale of a new Mazda passenger vehicle are covered under the Mazda 5 year/unlimited kilometre warranty. Mazda Genuine Accessories fitted after the sale of a new Mazda vehicle are covered by the Mazda 2 year or 40,000 kilometre warranty (whichever should occur first). New 5 year unlimited kilometre warranty available on all brand new vehicles purchased from 1 August 2018. For full terms and conditions please visit <https://www.mazda.com.au/owners/warranty/>.

Consult your Mazda Dealer for further information. Published April 2019.

MAZ13832