



Forage harvesters

JAGUAR

990 980 970 960 950 940

CLAAS



925 hp keep you out in front.
The new JAGUAR 900.



With over 40,000 machines produced since 1973, the world's most successful forage harvester continues to ensure that millions of people can enjoy a glass of healthy milk every day. Our commitment to continuously developing the JAGUAR to meet your requirements has made this possible.

With the new JAGUAR 900, you can rely on an outstandingly efficient drive concept. On operator assistance systems which adjust the ground speed in accordance with the characteristics of the crop. On intelligent crop processing systems which allow you to produce forage able to increase the milk yield by up to one litre per day. And, as always, you can count on our worldwide CLAAS SERVICE, which is even available overnight

Trust the world champion.

- 40,000 forage harvesters produced in over 45 years
- 80,000 owners, on the basis of one resale per machine
- 160,000 JAGUAR operators, on the basis of at least two operators per machine
- 18,000,000 hp (estimated) of JAGUAR power in all markets to date



Experience the JAGUAR in action around the world.

Outstanding in its field since 1973.

World market leader



What makes your JAGUAR the world market leader?



Drive system.

In market comparisons, the drive system of the JAGUAR impresses with its outstanding efficiency. The engine output is matched precisely to the drive systems. The engine is fitted transversely and drives the chopper unit by means of a maintenance-free powerband.



Comfort and convenience.

You will find that you can operate the JAGUAR intuitively in next to no time. Only a few central controls, which are laid out logically and arranged for maximum convenience, are required to operate the key functions. At the heart of this concept is the new CEBIS with a touchscreen.



Fuel consumption.

The decisive factor is not the engine but the intelligent control of all the systems. From the front attachment to the crop discharge, the JAGUAR is designed to deliver top performance while saving fuel. Its consumption figures are impressively low.



Operator assistance systems.

Intelligent systems such as AUTO FILL, AUTO PILOT or CRUISE PILOT control the machine automatically and optimise their respective processes. In order to harvest as efficiently as possible, all you have to do is activate the automatic systems.



Throughput.

With the straight-line JAGUAR crop flow, the crop runs through the entire machine without any awkward angles. This allows you to achieve maximum throughput (t/h) while requiring minimal power (l/t). What's more, you benefit from its extremely reliable operation.



Silage quality.

High-quality silage increases milk yields to a significant degree. That is why the quality of the chopped material delivered by our machines is the factor that drives everything we do. We equip your JAGUAR with technologies that have a critical influence on forage quality.

Innovations increase your efficiency.



JAGUAR 990 keeps you ahead with 925 hp.
Page 2



CRUISE PILOT automatically adjusts the ground speed in accordance with the crop density and so ensures consistent throughput
Page 44



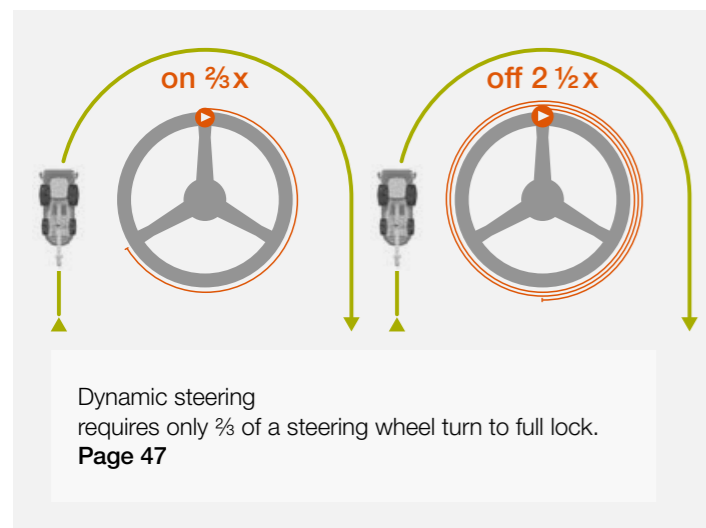
Near infrared spectrometer determines the dry matter content level as a reference parameter for setting the length of cut and silage additive dosage.
Page 26



ACTISILER 37 protects your silage additive concentrate from high outside temperatures.
Page 27



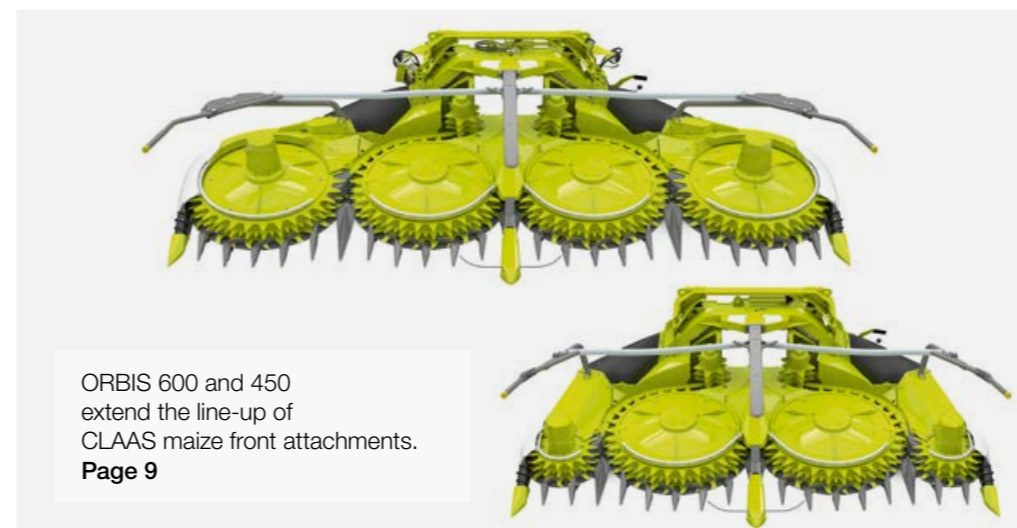
CEBIS with touchscreen makes operating the JAGUAR easier than ever.
Page 38



Dynamic steering requires only 2/3 of a steering wheel turn to full lock.
Page 47



Robust rotation ring for stable, reliable control of the discharge chute.
Page 57



ORBIS 600 and 450 extend the line-up of CLAAS maize front attachments.
Page 9

JAGUAR 900	2
World market leader	4
Crop flow	8
Front attachments	8
Feeder unit	10
Front attachment drive	12
Feeder unit and precompression	14
V-MAX knife drum	16
chopper unit	18
MULTI CROP CRACKER	20
SHREDLAGE®	22
Discharge	24
Silage quality	26
CLAAS POWER SYSTEMS	28
Drive concept	30
Engines	32
Running gear	34
Cab and comfort	36
Operation	38
Comfort cab	40
Operator assistance systems	42
CRUISE PILOT	44
Steering systems	46
AUTO FILL	48
Yield measurement	50
Data management	52
Maintenance and service	54
Reliability	56
Maintenance concept	58
Hydraulics and electrics	60
PREMIUM LINE	62
CLAAS Service & Parts	64
Arguments	66
Technical data	67

Optimal crop flow begins with the front attachment.



In use all over the world.

The need for ever higher yields means that the demands placed on forage harvesters are also increasing. Clean crop intake, robust technology and versatility are the all-important factors. With its wide range of front attachments, the JAGUAR is today at work around the world, harvesting a very wide range of crops. The front attachments can be fitted and removed easily, are driven via quick-release couplers and impress with their outstanding ground adaptation.



Find the right front attachment for your JAGUAR.



PICK UP 300 / 380.

- High-performance rake with five rows of tines for clean grass intake
- Robust roller crop press with large intake auger for high throughput
- ACTIVE CONTOUR for automatic ground adaptation

DIRECT DISC 600 / 500 and 600 P / 500 P.

- MAX CUT mower bed for very clean grass cutting
- Paddle roller for optimal crop flow in short crops
- Very large intake auger for high throughput

ORBIS 900 / 750 / 600 / 600 SD / 450.

- Maize front attachments with working widths from 4.5 m to 9.0 m
- ORBIS 600 SD - ideal for low-growing crops
- Folding process for ORBIS 750 takes just 15 seconds
- AUTO CONTOUR available for automatic ground adaptation and automatic steering mechanism

Robust adapter.

- Fast and convenient connection of combine harvester front attachments, such as maize pickers for harvesting maize cob silage
- Integrated feed roller for even crop flow
- Drive connection to JAGUAR made via quick-release coupler

High performance and low consumption.

1 Front attachment

- Variable front attachment drive controlled on basis of length of cut for even crop flow through front attachment and feeder unit

2 Feeder unit

- Hydraulic precompression for excellent chopped material quality
- Knife drum is easily accessible through QUICK ACCESS

3 V-MAX knife drum

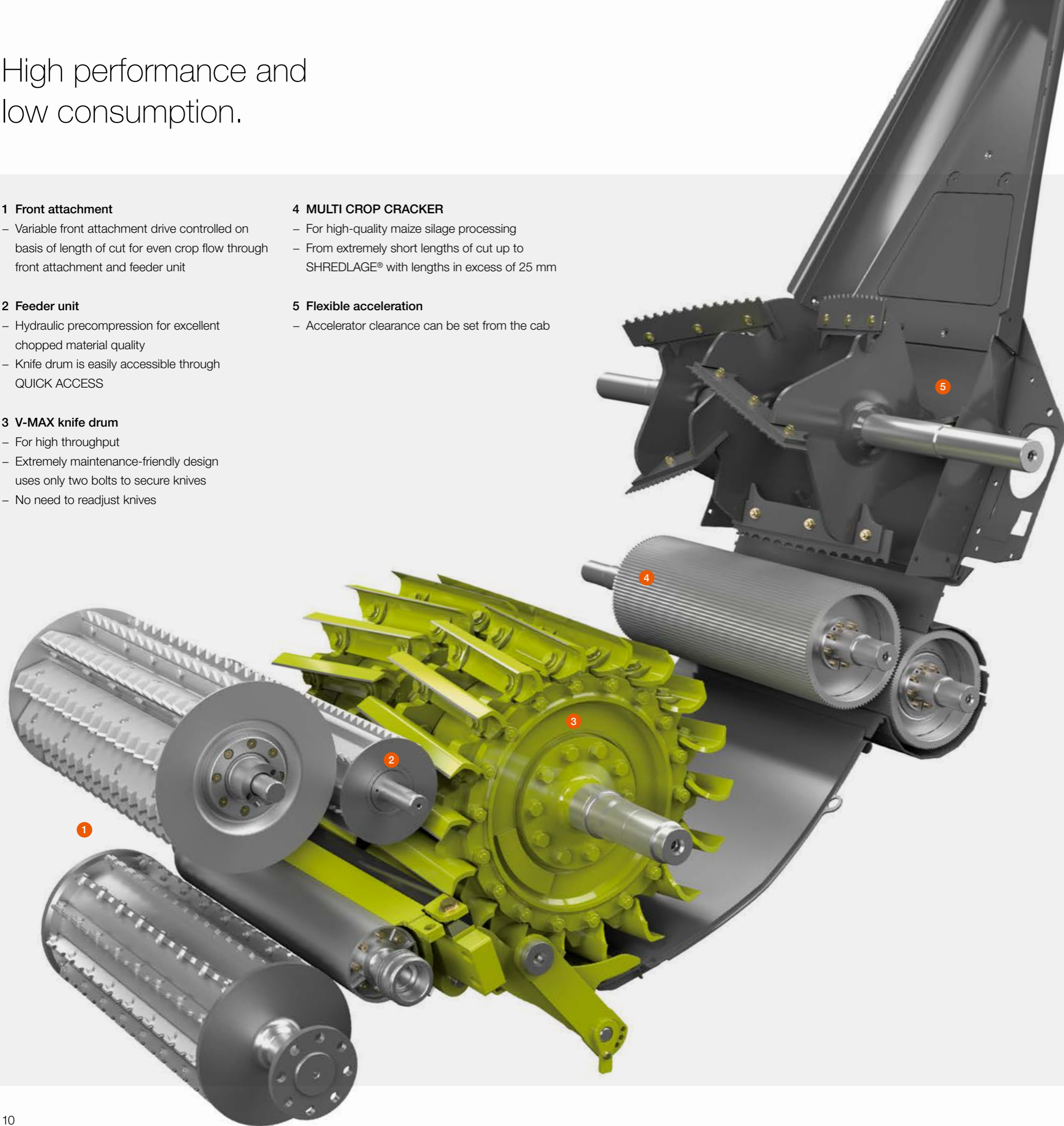
- For high throughput
- Extremely maintenance-friendly design uses only two bolts to secure knives
- No need to readjust knives

4 MULTI CROP CRACKER

- For high-quality maize silage processing
- From extremely short lengths of cut up to SHREDLAGE® with lengths in excess of 25 mm

5 Flexible acceleration

- Accelerator clearance can be set from the cab



Straight, fast crop flow saves energy.

The optimised crop flow of the JAGUAR increases your daily output to a significant degree. The crop flows in a straight line through the entire machine without any awkward angles. It is accelerated further at each step and is centred increasingly by the V-shaped arrangement of the knives and accelerator paddles. As well as making for highly reliable operation, this results in maximum throughput while keeping the power requirement to a minimum – and so leading to impressive fuel savings in terms of litres per tonne.



SHREDLAGE®

Drive power is tailored to the requirements of each front attachment.

Variable front attachment drive.

All three front attachment drives – along with the COMFORT CUT infinitely variable length-of-cut adjustment system which can be automated – are integrated in the main drive train. In this way, the front attachment drive, feeder drive, drum speed, accelerator and corncracker are able to react equally to engine speed variations. The advantage for you is that the chopped material always remains the same length.

1 Mechanical drive suitable for all front attachments.


- Driven by the knife drum shaft, all-mechanical with constant speed
- Engaged via a belt clutch to the quick-release coupler

2 Split-power drive for DIRECT DISC or maize picker.

- Front attachment driven mechanically via the knife drum shaft and also hydrostatically
- Maximum power transmission at a constant speed

3 Hydraulic drive for ORBIS maize front attachments and PICK UP.

- All-hydrostatic drive
- Manual or automatic speed adjustment to the preset length of cut with low power requirement



Everything to maximise your efficiency.

- Three different drives for the front attachment
- Two-stage reversing via the ground speed control lever
- Reliable metal and solid object detectors
- DIRECT STOP to protect the machine



Two-stage reversing.

Two-stage reversing is possible when the hydrostatic front attachment drive is used in combination with the CMOTION ground speed control lever. In order to clear any blockages which may occur, you can either reverse the front attachment on its own or the front attachment and the feeder unit together.

Highly sensitive detectors.

Although extremely powerful and rugged, the feeder unit is also able to react highly sensitively to foreign objects thanks to its built-in detectors. The metal detector, which can be adjusted in accordance with the individual situation, is equipped with five magnets to protect the JAGUAR against magnetic foreign objects. A pinpointing indication on the CEBIS monitor makes it easier to locate the object.


Additional protection is offered by the STOP ROCK detector which stops the feeder unit immediately when it detects a solid foreign object. Here, too, the operator can set the sensitivity of the detector in accordance with the individual situation.

Effective DIRECT STOP.

When the metal detector or STOP ROCK is triggered, the JAGUAR automatically comes to a stop. This quick response protects the machine and prevents the crop from piling up.



Good forage needs plenty of pressure.



- 1 Damper for even distribution of the precompression force on both rollers
- 2 Hydraulic precompression for application of specific precompression pressure to the crop
- 3 Tension springs for perfect crop take-up and precompression

Consistently high-quality chopped material.

COMFORT CUT, the infinitely variable length-of-cut adjustment which can be automated, maintains a constant length of cut at all times. The COMFORT CUT drive adjusts automatically to any changes in the engine speed or the speed of the knife drum.

CEBIS provides you with a convenient interface for setting the required length of cut. Using the optional NIR sensor (near infrared spectrometer), you can adjust the LOC in accordance with the measured dry matter content. With 40% dry matter, for example, the length is set to 4 mm, while 30% results in a length of 8 mm. In this way, the JAGUAR automatically produces perfect silage for compression in the clamp.



Intelligent hydraulic precompression.

Acting via two hydraulic rams with pressure accumulators, the rear upper precompression roller applies a specific degree of pressure to the crop. Special control characteristics are used to adjust the precompression pressure automatically to different crops and changes in the thickness of the crop flow.

The control characteristics are based on the following criteria:

- Crop type, by means of front attachment detection
- Length-of-cut range through feeder unit speed signal
- JAGUAR model on basis of engine output / throughput



Even when there is a reduction in the thickness of the crop flow, the precompression roller always exerts the same pressure on the crop layer. In this way, consistently good chop quality is produced, even if the JAGUAR has to advance more slowly when leaving the crop stand or when working in irregular crop stands.


- Ideal preparation of the harvested crop through hydraulic precompression control for consistently high-quality chopped material
- Very gentle crop flow
- Quick-release coupler to disconnect knife drum and precompression housing
- Very convenient maintenance through hydraulically retractable precompression rollers

Ideal preparation of harvested crop right from the start.

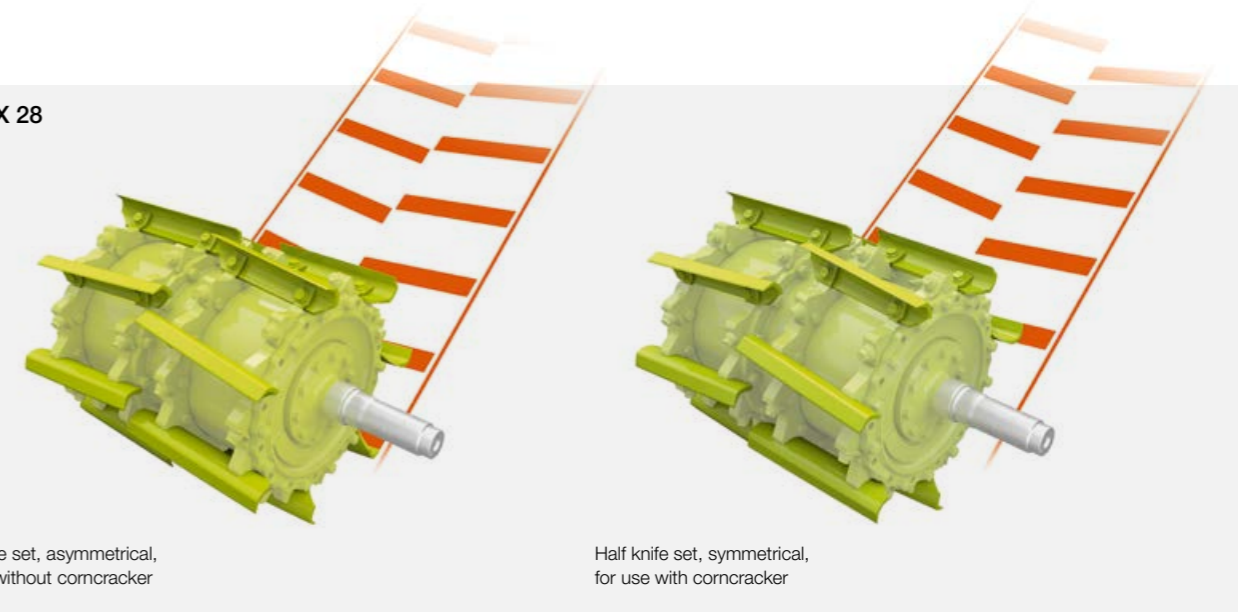
- COMFORT CUT adjusts automatically to the engine speed and knife drum speed
- Length of cut set on basis of dry matter content (optional)
- Intelligent hydraulic precompression



Forage cutting with millimetre accuracy.



V-MAX 28



Half knife set, asymmetrical, for use without corncripper

Half knife set, symmetrical, for use with corncripper

Highly flexible.

The V-MAX knife drums extend your length-of-cut range. Harvesting up to a length of cut of 30 mm is also possible with a corncripper. With the V-MAX 36 / 28 / 24, you simply adjust the position of the knife carriers and halve the number of knives. Through the symmetrical crop delivery you benefit from high operating reliability and achieve very uniform crop processing by the corncripper.

- Extremely smooth, power-saving action: the curved shape of the knives makes for an optimum crop flow
- High strength: chopping forces are taken up directly by the star-shaped drum
- Easy to fit: just two bolts per knife, no need for adjustment/readjustment
- Symmetrical crop discharge: with half the full number of knives through repositioning of knife carriers; also enables use with corncripper up to lengths of cut of 30 mm

NEW: V-MAX 42 knife drum.

Available in five variants, V-MAX knife drums are ideally matched to your requirements. With 42 knives and a cutting frequency increased to 25,200 cuts per minute, the V-MAX 42 knife drum is able to deliver particularly high throughput.

Using the full engine output, it is able to deliver short lengths of cut from 3.5 to 12.5 mm with precision. Greater lengths can be produced by using one third of the number of knives. The V-MAX 42 is available as an option for the JAGUAR 990, 980 and 970.

High performance. High cutting frequency.

- V-MAX 42 knife drum for very high throughput with short lengths of cut
- Extended length-of-cut range through use with one third of the number of knives and the corncripper




Lengths of cut provided by the V-MAX knife drums.

V-MAX	rpm	1/1	1/2	1/3	mm															
					1	5	10	15	20	25	30	35	40	45	50					
V-20	12000	20 (2x10)	-	-																
	6000	-	10 (2x5)	-																
V-24	14400	24 (2x12)	-	-																
	7200	-	12 (2x6)	-																
V-28	16800	28 (2x14)	-	-																
	8400	-	14 (2x7)	-																
V-36	21600	36 (2x18)	-	-																
	10800	-	18 (2x9)	-																
V-42	25200	42 (2x21)	-	-																
	8400	-	-	14 (2x7)																

- Not available

Sharpness makes for more precise chopping.



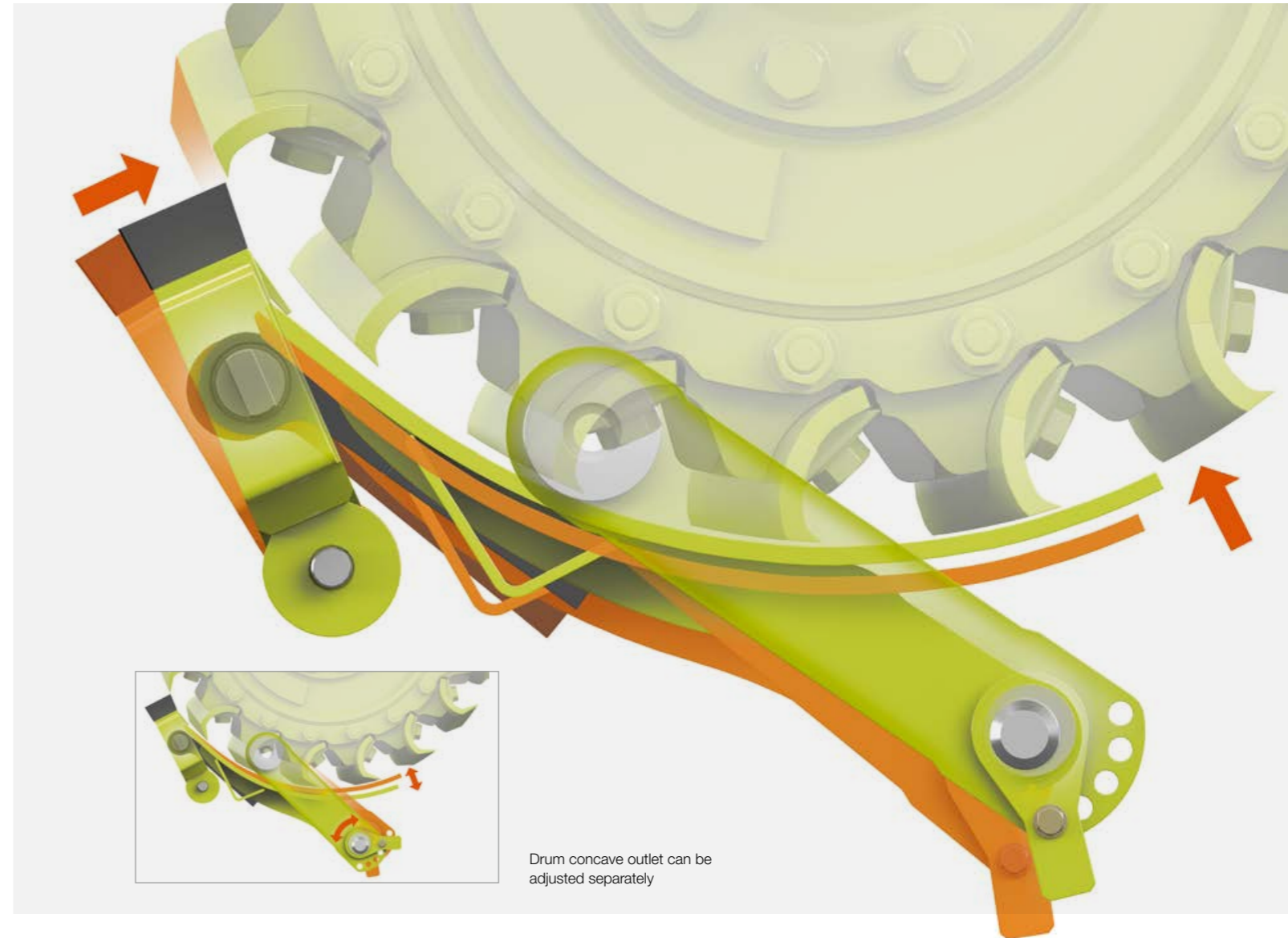
Hydraulically locked shear bar.

The shear bar is attached securely to the mounting block by four bolts. In less than 60 seconds, the shear bar with the mounting block is pivoted precisely towards the knife drum which is rotating forwards. The hydraulic system releases the side shear bar clamp and secures it again once the adjustment is complete. In this way, the setting required for precise cutting is maintained reliably.



Knife sharpening on basis of throughput.

You can use CEBIS to program whether knife sharpening is to be performed after a given period of time has elapsed or on the basis of the throughput quantity. CEBIS will then provide a reminder when sharpening is due. Erosion of the knife material usually starts in front of the sintered inner wear-resistant area on the knife. The hard sintered area lasts longer, delivers superior performance and has a self-sharpening effect.




Drum concave outlet can be adjusted separately

Sharp knives for precise cutting.

- Knife sharpening based on time or throughput
- Precise, even sharpening through exact grindstone guidance
- Reliable protection against dirt and noise

- Easy adjustment aid for grindstone replacement
- Hydraulic shear-bar clamping reliably maintains correct distance to knife drum
- Drum concave adjusts automatically for consistent crop delivery under all harvesting conditions



Grindstone adjustment aid


Automatic adjustment of drum concave.

The front of the drum concave is supported on the mounting block while the rear is secured by pivot arms. When the shear bar is adjusted, the drum concave is automatically positioned relative to the knife drum. This arrangement ensures consistent crop delivery during the entire service life of the knives.

Easy adjustment of drum concave outlet.

Depending on the harvesting conditions you encounter, you can adjust the drum concave outlet separately.

Three specialists deliver top-quality results.



1 MCC CLASSIC 3 MCC SHREDLAGE®
2 MCC MAX 4 MULTI CROP CRACKER



MCC CLASSIC.

The conventional MCC CLASSIC has the proven sawtooth profile and operates with a standard speed difference of 30%. This system can be used successfully when harvesting short maize for biogas plants or producing silage for dairy cattle and finishing beef bulls. The desired silage processing score is achieved by increasing the speed difference.




MCC MAX.

The MCC MAX rollers have 30 ring segments with a sawtooth profile. The arrangement and special geometry of the segments ensure that the crop is processed not only by crushing and friction, but also by cutting and shearing forces. This breaks down the maize kernels more intensively and shreds the stalk fragments.

Compared with conventional corncrackers, the MCC MAX has a much wider field of application with regard to lengths of cut and dry matter. At the same time, it delivers processing results of extremely high quality. Contractors, machinery rings and farms benefit from the MCC MAX because it allows them to meet the most diverse customer requirements for forage processing without having to change their machines' equipment.

NEW: Busa®CLAD for maximum durability.

The new MCC MAX units are coated with highly wear-resistant Busa®CLAD which promises a significantly longer service life and high operational reliability.



MCC SHREDLAGE®.

SHREDLAGE® is a CLAAS brand. Originally developed in the US, this technology is used on many farms around the world in the extremely long length-of-cut range from 26 to 30 mm.

The rollers have a sawtooth profile with an additional counter-directional spiral groove and operate with a speed difference of 50%. In this way, the MCC SHREDLAGE® is able to grind the maize kernels thoroughly, chop up the cob fragments completely and shred the leaves effectively. In addition to these processing actions, the spiral groove subjects the stalk material to a lateral effect which causes the bark to be rubbed off the stalk. At the same time, the soft inner core is split lengthways. SHREDLAGE® silage can be compressed very well as the material meshes during storage and rebound effects are minimal.

Extremely robust and flexible.

The MULTI CROP CRACKER (MCC) is robust and extremely well sealed. Its greatest advantage is its flexibility. The excellent accessibility of the rollers means that you can quickly replace them with others. The MCC concept is available in two sizes: as MCC CLASSIC Medium with a roller diameter of 196 mm for engine outputs up to 653 hp. And as MCC CLASSIC Large with a roller diameter of 250 mm from 585 hp.

MULTI CROP CRACKER modes of action	CLASSIC	MAX	SHREDLAGE®
Adjustable cracker roller gap	□	□	□
Number of teeth per roller for crop take-up and kernel size	125 / 125 for 250 mm Ø	120 / 130 for 245 / 265 mm Ø	110 / 145 for 250 mm Ø
Roller speed difference for frictional effect	30%	30%	50%
Ring segments engage to produce cutting effect	–	□	–
Slanting teeth of ring segments produce shear effect	–	□	–
Counterdirectional spiral groove for peeling effect	–	–	□

□ Available – Not available

SHREDLAGE®: good for them and for your bottom line.



SHREDLAGE® saves concentrated feed.

The intensive processing multiplies the surface of the chopped material, resulting in significantly improved bacterial fermentation during ensiling and, above all, during digestion in the cow's rumen. Trials conducted by the University of Wisconsin in Madison have shown that SHREDLAGE® drastically increases the physical effectiveness of maize silage while also improving the availability of the starch content. Furthermore, the rumen-friendly structure of the silage promotes herd health.

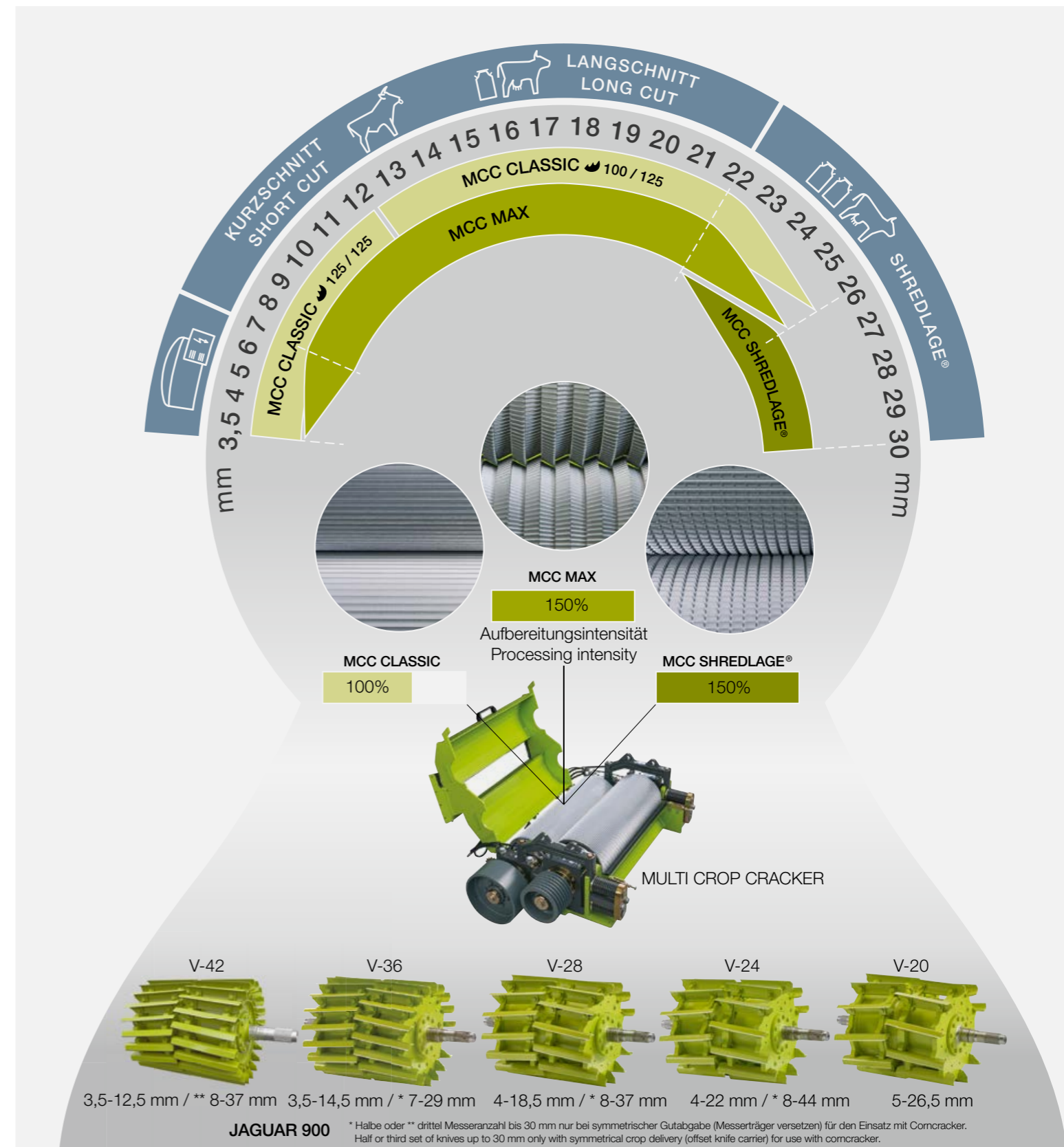
Improved livestock health is only one of many advantages which SHREDLAGE® has to offer you. As the availability of starch is optimised, you can reduce the quantity of feed concentrate used. It is also possible to limit or even eliminate the use of fibre supplements such as straw. Please note that feed-related measures must always be agreed with the responsible feed consultant.

The right gap setting cuts costs.

The size of the gap between the rollers determines how intensively the chopped material is processed. The principle to follow here is: only as intensive as necessary. The smaller the gap, the more intensively the crop is processed and the higher the energy requirement of your JAGUAR. This, in turn, means that you will incur higher harvesting costs.

MULTI CROP CRACKER for the best forage.

- For very high throughput with optimal processing of the chopped material
- Rugged design through large bearing units and sealed housing
- With maintenance-free belt under constant hydraulic tension for maximum power transmission
- Easily accessible for maintenance or changing rollers



Collect your crop quickly and reliably.

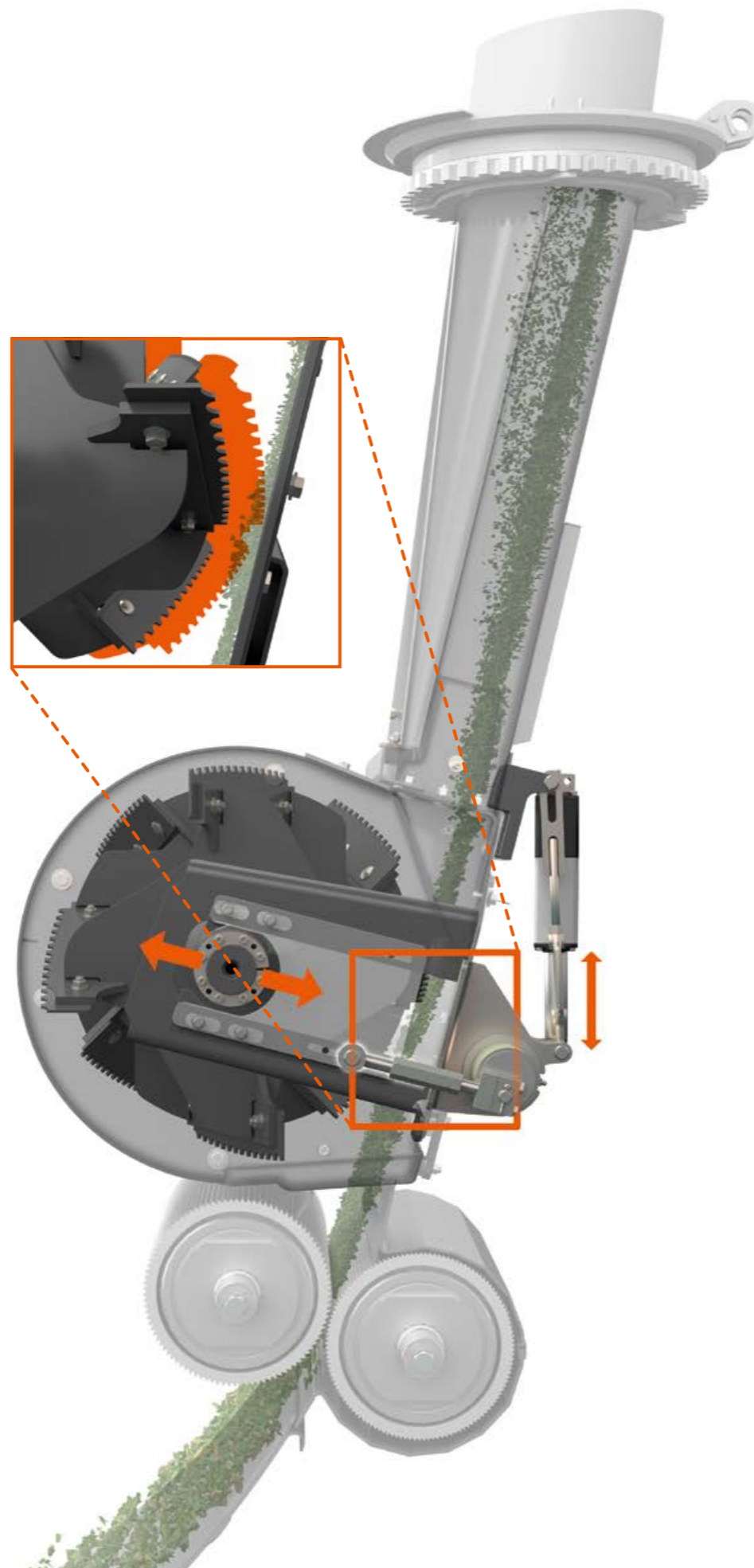
Acceleration the energy-saving way.

The accelerator is ideally positioned in the JAGUAR. The crop flow does not have to negotiate any awkward angles and is centred by the V-shaped accelerator paddles. This reduces the energy requirement and wear to the side walls.

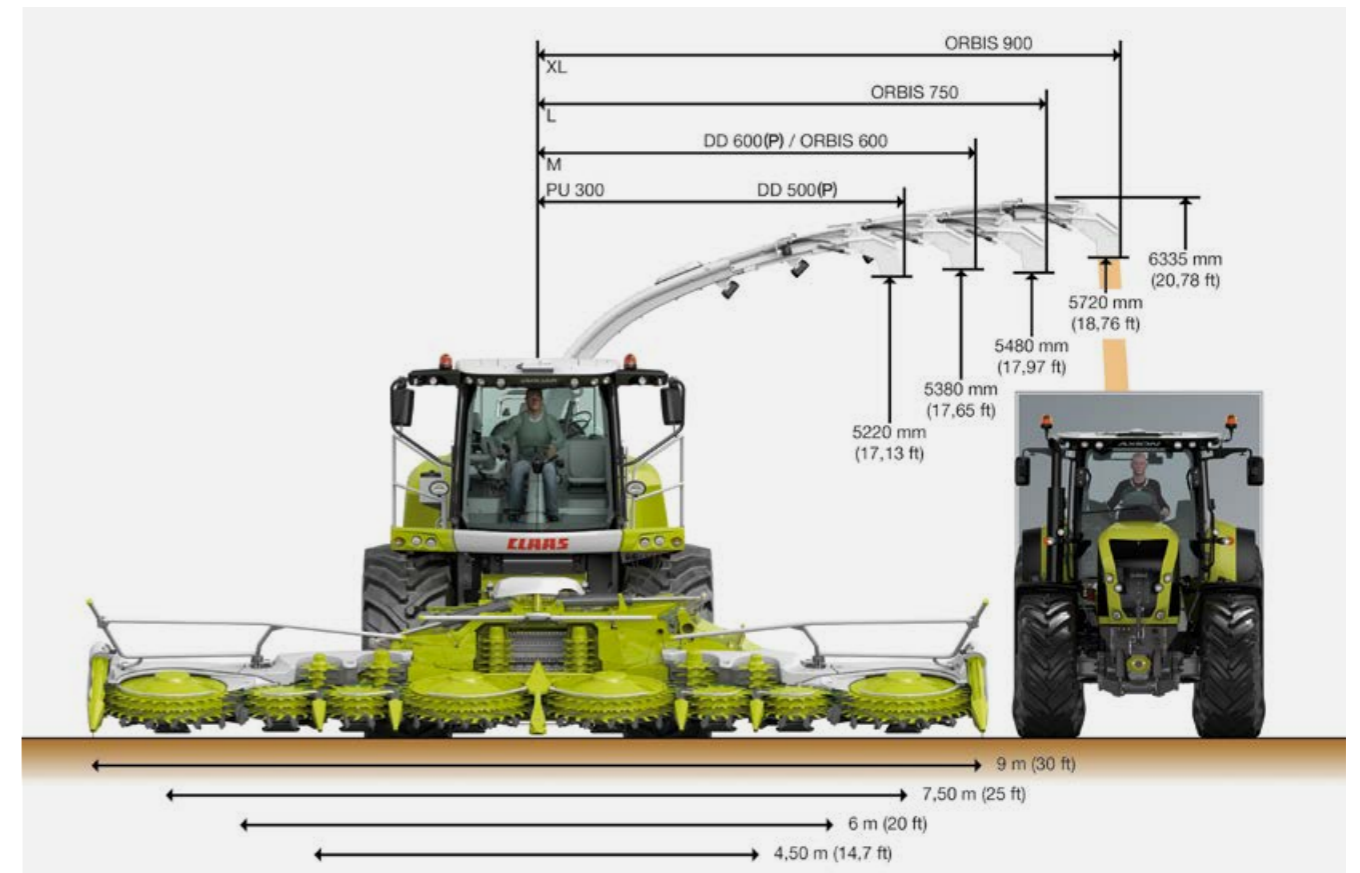
Discharge capacity can be increased easily.

For heavy crops, you can increase the clearance between the accelerator and the rear wall hydraulically by up to 10 mm. This results in a further reduction in the amount of energy required. If, for example, you are working in very dry grass or starting chopping in a new field and require a high discharge capacity, the clearance can be reduced drastically. You can even make this adjustment conveniently in CEBIS while travelling and have it applied automatically at the start of the chopping process.

For maintenance tasks, such as replacing wear parts, the crop accelerator can be removed quickly and easily. Two experienced engineers require only about an hour for this.



Easy removal and installation of the accelerator



Reliable crop transfer up to a working width of 9 m.

High strength and a low dead weight are the key characteristics of the discharge chute. The highly concentrated crop stream can be directed more reliably, minimising wasteful losses. The modular design makes it possible for the system to be adjusted to different working widths.

Three extension modules in sizes M, L, and XL allow you to achieve a reliable crop transfer with working widths up to 9.0 m. The entire back of the discharge chute is bolted so that the back plates also function as wear plates.



Designed to go the distance.

- You save on the energy required for acceleration
- You can increase the discharge capacity straight from the cab when necessary
- The discharge chute has a modular design
- Working widths up to 9.0 m are possible

All additives are metered precisely.

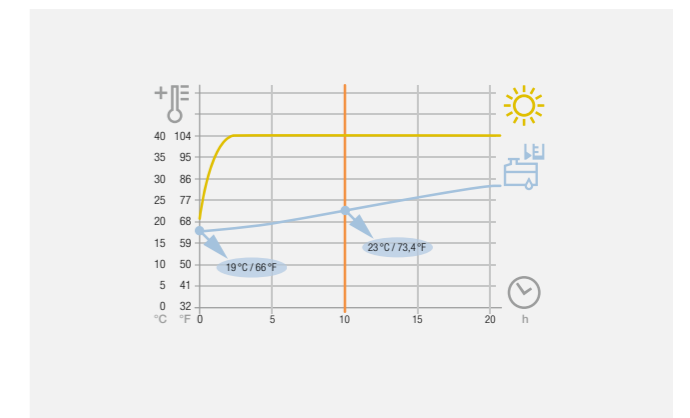


Operator programs CEBIS with requirements.

- 1 CEBIS specifies corresponding settings
- 2 QUANTIMETER measures throughput
- 3 Dry matter is measured and forms the basis for 4, 5 and 6
- 4 The length of cut is set automatically
- 5 Highly concentrated additive from ACTISILER 37 is dosed automatically
- 6 Silage additive from water tank is dosed automatically
- 7 Corncracker gap can be set electrically
- 8 Rinsing function for ACTISILER 37 and water reservoir for hand washing
- 9 Hand-washing facility
- 10 TELEMATICS transmits the data

Concentrate from the thermotank.

The double-wall ACTISILER 37 tank protects your silage additive concentrate from high temperatures. For example, if the tank is filled with concentrate at 19°C, it will rise to a maximum of 23°C over a period of ten working hours when the outside temperature is 40°C. The pump enables precise dosage from 0.2 to 20 l/h, or, based on throughput, 10 to 50 ml/t.



Forage at its finest.

High-quality silage increases the milk yield and stabilises animal health over the long term. The intelligent systems of the JAGUAR form the basis for excellent forage quality: with

precisely metered additives (0.5 l/t to 2.0 l/t at 200 t/h) from the 375-litre tank or highly concentrated ones from the new ACTISILER 37. The dry matter content value determined by the near infrared sensor (NIR sensor) serves as a reference for setting the length of cut and the additives.

Dosage via CEBIS.

CEBIS provides the operator with a clear overview of the automatic interplay between the length of cut and the amount of silage additive applied on the basis of the measured dry matter content.

- 1 Length-of-cut indication
- 2 Dosage applied on basis of current dry matter content
- 3 Programmed dosage from 375 l tank
- 4 Programmed ACTISILER 37 dosage



The power you need
with the fuel savings you like.

CPS | CLAAS
POWER
SYSTEMS

What drives us: optimal components interacting optimally.

Your CLAAS machine is much more than the sum of its individual parts. Top performance is only possible when all the parts are ideally matched and work together optimally.

In CLAAS POWER SYSTEMS (CPS), we have brought together top-quality components to create an intelligent drive system that sets new standards. Full engine output only when you need it. Drives that are suited to the way your machines are used. Fuel-saving technology which quickly pays off.



Its drive is unrivalled.

Direct comparison shows significant fuel saving.


The CLAAS drive system - the most efficient design available in the market - impresses through its simplicity. The chopping mechanism is driven directly from the engine's crankshaft via a long, maintenance-free powerband.

- The COMFORT CUT precompression roller drive is integrated in the main drive
- The whole feeder unit is designed for maximum reliability, outstanding durability and a long service life, with rugged drives, large bearings and gears
- The front attachments are connected to the JAGUAR by means of a quick-release coupler and can be driven in standard, split-power or variable mode
- The crop accelerator can be run with a high discharge capacity or, to save energy, with a wider clearance setting



More throughput. Less fuel.


- The JAGUAR main drive: powerful, robust and requires little maintenance
- The drive system: highest efficiency in market comparisons



Five characteristics that deliver top efficiency.

- 1 Transverse-mounted engines
- 2 Direct powerband drive from engine to chopping unit, accelerator, COMFORT CUT and front attachment drive
- 3 Direct powerband drive from accelerator to comcracker
- 4 QUICK STOP brings the crop flow to a halt quickly when the main drive is disengaged
- 5 Three possibilities for the front attachment drive: variable, split-power, constant

Up to 925 hp
to get the job done.



Power and intelligence from
MAN and Mercedes-Benz.

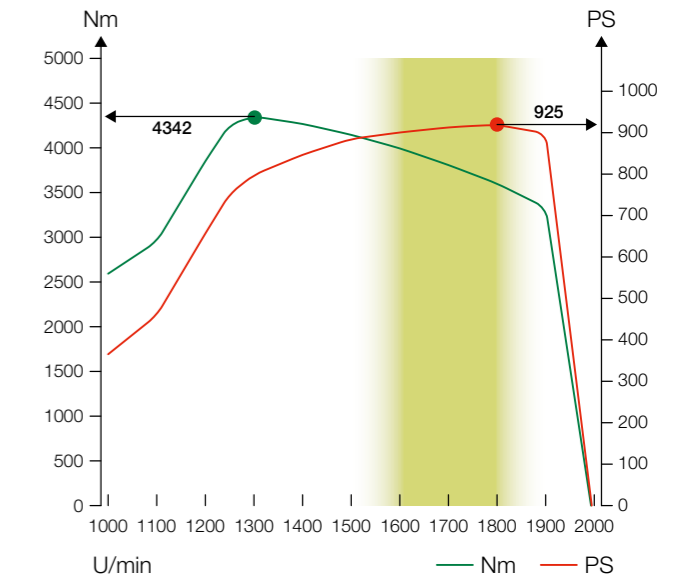
The JAGUAR 990, 980 and 970 models are equipped with the MAN D2862 V12 engine which impresses with its extremely high torque. The 960, 950 and 940 models use the OM 502 LA V8 from Mercedes-Benz. This unit also delivers extremely consistent torque in its performance class. All the engines are notable for their excellent reliability, high efficiency and economical fuel consumption. With 925 hp, the JAGUAR 990 is the top model of the new generation.

- Low fuel consumption
- Large tank capacity
- Very smooth running
- Optimal accessibility
- Effective, rotary dust and dirt-particle extraction
- DYNAMIC COOLING variable fan drive
- Long service intervals of up to 500 operating hours

Clean cooling.

In the JAGUAR, horizontal slab radiators provide effective cooling under all harvesting conditions. The large surface area of the radiator screen keeps air speeds down, thereby reducing dirt build-up. A rotating extractor arm keeps the screen clean.

High engine output - JAGUAR 970.



JAGUAR engines	Type	Stage IIIA (Tier 3)		Displacement litres
		kW	hp	
990 with MAN V12	D2862	680	925	24.24
980 with MAN V12	D2862	625	850	24.24
970 with MAN V12	D2862	588	800	24.24
960 with MB V8	OM 502	480	653	15.93
950 with MB V8	OM 502	390	530	15.93
940 with MB V8	OM 502	350	476	15.93

High-capacity fuel tank.



JAGUAR	Fuel tank	Auxiliary fuel tank	Fuel, total
990-940	1200 l	300 l	1500 l



MAN V12 D2862



Mercedes-Benz OM 502 LA

¹ On basis of internal CLAAS measurements

Putting the power down where it's needed - on the ground.

Front axle with double hydrostatic motor.

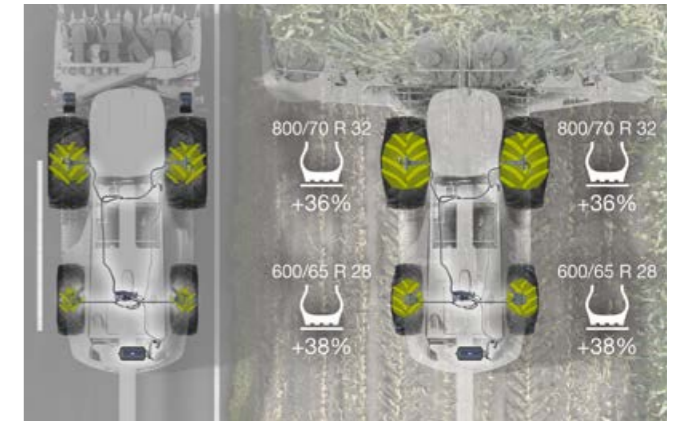
The JAGUAR is equipped as standard with a double hydrostatic motor at the front axle. It has a wide speed range and pulls away powerfully on the road, in the field and on slopes. Its two-speed gearbox not only gives it plenty of tractive power, but also allows it to reach speeds of up to 40 km/h.

The wheeled machine is capable of speeds of up to 22 km/h in first gear. This increases its operational flexibility and makes for greater comfort and convenience during field work. Automatic engine speed reduction saves fuel and reduces engine noise with speeds dropping as low as 1,400 rpm when turning at the headland and even 1,200 rpm when stopping for a trailer changeover. During road travel, the engine speed is reduced to as little as 1,290 rpm.

Differential lock with three settings.

For improved traction, you can simply lock the drive axles by means of a multi-disc clutch. You have a choice of three settings:

- 1 The automatic engagement system recognises when a wheel on the drive axle is slipping and locks the front axle automatically. This setting is recommended when harvesting with AUTO PILOT
- 2 The automatic disengagement system normally keeps the clutch closed. It opens it again if the speed exceeds 15 km/h, if there is a steering input or if braking occurs
- 3 Manual engagement is suitable for short-term use in very heavy-going and difficult terrain



Tyre pressure control system for greater soil protection.

When operating on ground that's wet or which provides poor traction, you can adjust the tyre pressure accordingly (optional feature). Furthermore, adjustment for road travel and field work takes place automatically. Reduced tyre pressure means that the machine is very gentle on the soil while delivering maximum traction and reducing your fuel consumption by up to 5%¹.

Automatic parking brake for enhanced safety.

If the multifunction control lever is in the neutral position, the parking brake is actuated automatically when the machine comes to a standstill. This prevents it from rolling away unintentionally on a slope. Furthermore, you can change gear comfortably without having to use the brake pedal. With the automatic parking brake function deactivated, front attachments can be coupled easily thanks to the very sensitive pull-away response.

¹ Field study by the South Westphalia University of Applied Sciences

POWER TRAC for more tractive power.

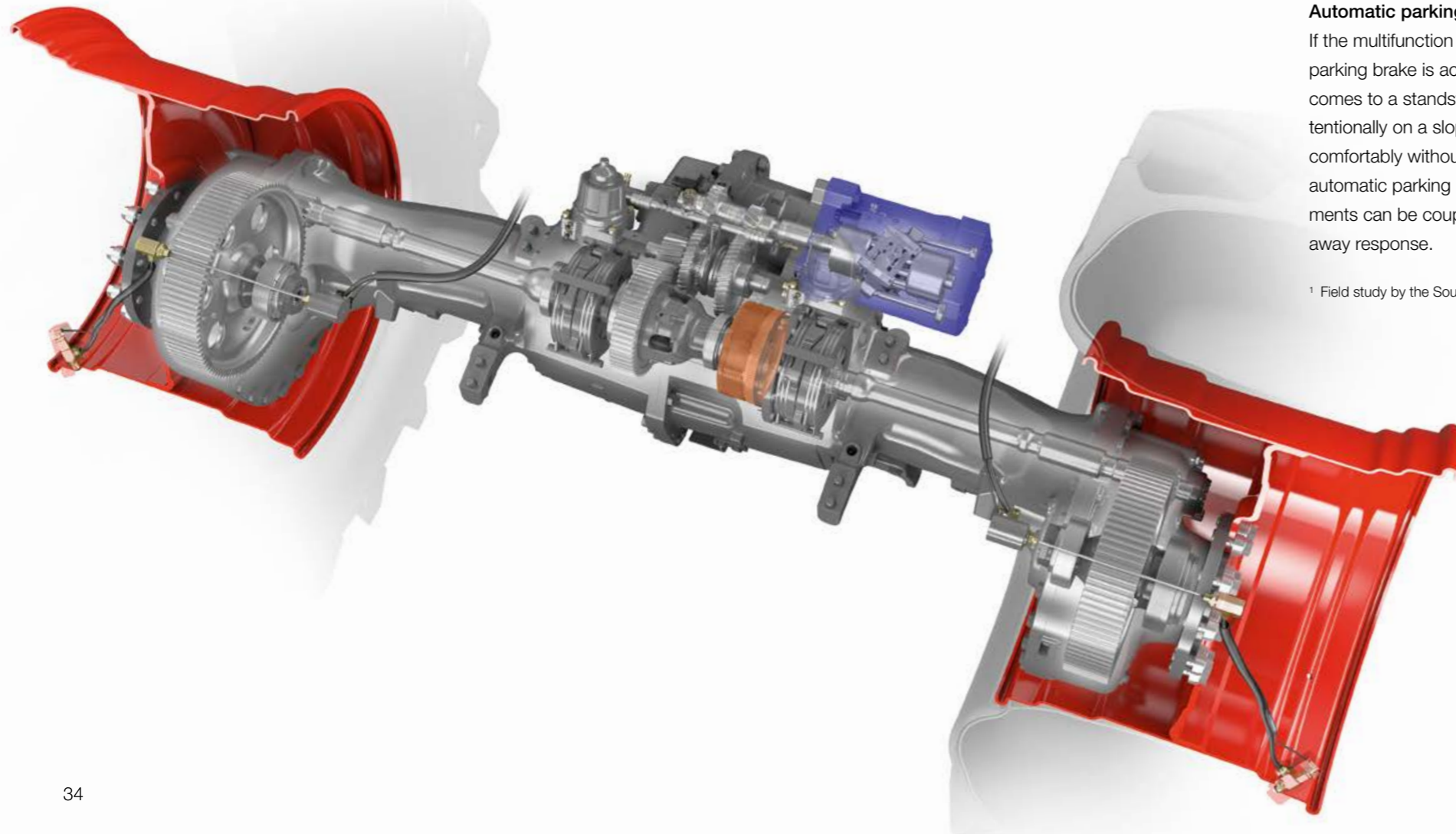
If you are operating the JAGUAR in classic 2-wheel-drive mode and engage the POWER TRAC all-wheel drive, you benefit from up to 40% more tractive power. When harvesting with the PICK UP, the traction of the driven steering axle is reduced automatically.

Large tyres for high ground clearance.

On standard tyres, the JAGUAR has a ground clearance of up to 450 mm. If you wish to have even greater ground clearance, you can specify the optional, large tyres: these have a maximum size of 900/60 R 38 and a diameter of 2.05 m at the front and a maximum size of 620/70 R 30 at the rear.

Rear axle geometry for tight turning radius.

The tilted rear axle geometry allows the JAGUAR to be manoeuvred easily and, depending on the tyres fitted, gives it a turning radius of as little as 12.50 m.



There is nothing to distract you.

You will find that you can operate the JAGUAR intuitively in next to no time. The low noise level in the cab and the optimal view of the field allow you to concentrate fully on the task in hand while the steering column and operator's seat can be adjusted to meet your requirements precisely.

Key functions are controlled by means of the CMOTION multifunction lever and a small number of central controls which are laid out logically. All machine functions can be accessed quickly and easily via the CEBIS touch-screen.



Easier than ever.

NEW: Respond faster via the touchscreen.

The JAGUAR can be operated without previous knowledge. This means that even new operators can quickly handle the machine safely and reliably and make use of its performance capacity.

The new touchscreen CEBIS gives you fast access to all the machine functions. The most important adjustments can even be made directly by means of switches on the armrest. Precise operation is ensured under all conditions, whether it's a question of a bumpy ride across a field or an operator who is just getting used to the system. You can adjust and operate the JAGUAR in four ways, as required.

A JAGUAR fits the way you work perfectly.

- The clear menu system provides scope for personalised display options
- Fast access is made easy by the CMOTION control lever
- The position of the monitor can be adjusted as required for an optimal view



1 CEBIS touchscreen.

CEBIS responds immediately to a simple tap on the touchscreen. You have direct access to all the machine functions – such as the CRUISE PILOT menu for the basic settings.



2 CMOTION favourites management.

Seven settings can be programmed as favourites and accessed by rocker switches on the CMOTION control lever. You can therefore concentrate on watching the front attachment and crop flow.



3 CEBIS rotary/push switch and pushbutton.

Even when operating in bumpy terrain, you can easily navigate the CEBIS control panel using rotary/push switches and the Escape and Favourites buttons – e.g. to adjust the shear bar.



4 Direct adjustment via switches.

You operate predefined basic functions directly by means of assigned switches – e.g. to adjust the working width with the section switch.

Clearly laid out, quiet and comfortable.



Your workplace in the JAGUAR.

In the JAGUAR, there is simply nothing to distract you. You have the space you need, are shielded from noise and have a clear view all-round.

- Spacious VISTA CAB with two seats
- Excellent seating comfort with a choice of comfort seat, leather seat or heated and ventilated premium seat
- LED work lights (characteristics similar to daylight) on cab roof, at the rear and on the discharge chute for optimal monitoring of harvesting operations

Developed for extended working.

- Very quiet and spacious workplace
- Simple, intuitive operation
- Very good view in the field and on the road
- Equipped to a high standard for high comfort



Ergonomic comfort cab.

The steering column and operator's seat can be adjusted to suit each and every operator. Thanks to the clearly laid-out displays and controls, you will feel at home in the JAGUAR in no time.



Wide range of equipment variants.

Roller sunblinds, air conditioning, a radio and a coolbox help to keep you fresh and alert, no matter how long you are on board.



For your entertainment.

The radio tuning and volume controls as well as those for the telephone (via Bluetooth) are integrated in the leather-covered armrest.



Lighting as bright as day.

LED work lights on the cab roof and at the rear turn night into day for you. The LED spotlight on the discharge chute pivots with the crop flow.

Designed for a pleasant working experience that also saves time and fuel.

Make life easier for your operators.

Although varying depending on the individual farm and task concerned, the demands made on operators can be very high and are constantly increasing. CLAAS operator assistance systems were developed to make your operators safer, to make your harvesting run more smoothly and to reduce your costs. As a result, you are able to make more efficient use of the JAGUAR throughout the whole working day.



Automatic and adaptable. CRUISE PILOT for the JAGUAR 900.



Making optimal use of engine capacity.

The automatic control of the ground speed by CRUISE PILOT allows the engine load to be used to the full. The operator specifies the desired engine load in CEBIS by setting the corresponding engine speed. CRUISE PILOT is activated easily by means of the multifunction control lever. The JAGUAR now seeks to operate at the set engine load all the time. If the crop suddenly becomes more dense, the ground speed is reduced automatically. If the crop density diminishes again, the ground speed of the JAGUAR increases until the preset engine output is attained. This automatic adjustment is based on the detection of the throughput and the engine load.

CRUISE PILOT is an operator assistance system. You choose the appropriate strategy:

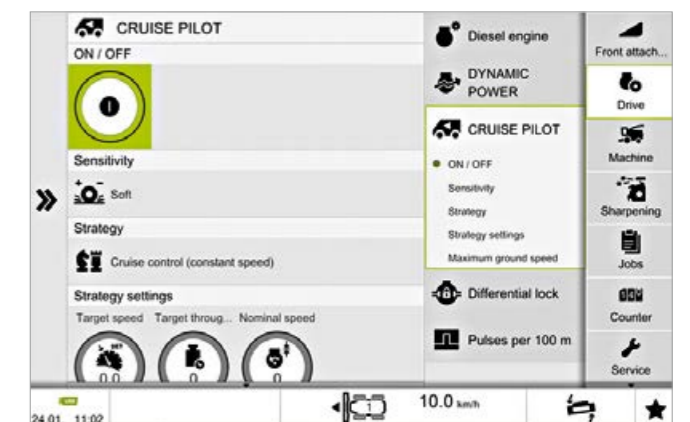
- Cruise control
- Constant throughput
- Engine load

Using the basic setting mode in CEBIS, accessed through the settings menu or via the machine silhouette, you can adjust the selected mode in accordance with the operating conditions while the machine is running.

- Greatly eases the operator's workload
- JAGUAR performs at maximum efficiency

Maximise use of engine capacity. Minimise the strain on the operator.

- Easy activation of CRUISE PILOT by means of the multifunction control lever
- Constant throughput through automatic adjustment of ground speed
- Operator's workload is reduced considerably



Four assistants for outstanding harvesting precision.

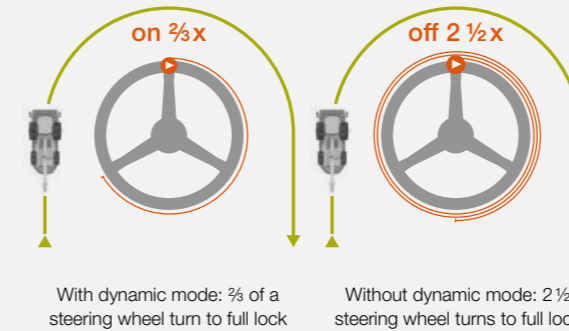


Easier steering.

Precise steering plays a decisive role in the efficiency of your entire harvest operation. Automatic steering systems, such as CAM PILOT, AUTO PILOT and GPS PILOT can help by massively reducing your operators' workload. Enhancements to these systems can even enable dynamic steering and so significantly increase driving comfort when turning at the headland.



Dynamic steering.



NEW: Dynamic steering for the JAGUAR.

As the machine takes about five steering wheel turns to go from lock to lock, many operators prefer a reduced steering effort when they have to turn at the end of the field. The new dynamic steering system makes it possible to go from straight-ahead running to full lock in only $\frac{2}{3}$ of a steering wheel turn when travelling below 10 km/h.

By vision with CAM PILOT.

The CAM PILOT assumes control of steering the JAGUAR in combination with the PICK UP. The swath is detected as a three-dimensional image by a twin-lens camera. Corresponding signals are transmitted to the steering mechanism in the event of deviations in the swath shape or direction. The steering axle then responds to these steering commands. This makes for reduced operator workload at speeds up to 15 km/h.



By satellite with GPS PILOT.

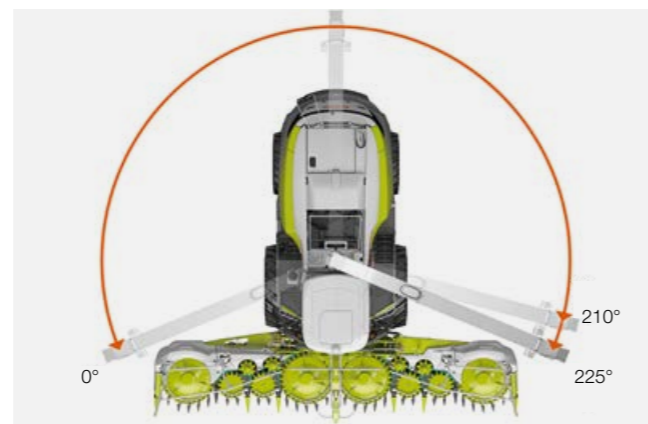
GPS PILOT uses a satellite signal to guide the JAGUAR reliably in parallel paths or along curved contours defined by the crop edge. The operator can use the full working width and reduce overlaps to a significant degree.



By sensor with AUTO PILOT.

Even row-independent maize front attachments usually follow maize in rows - a task in which they are assisted by the AUTO PILOT. Two sensor arms each scan a row of maize. The signals they generate are translated into corrective steering impulses. Twin-row sensing allows automatic steering in row widths from 37.5 cm up to 80 cm.

Only an automatic system can fill a trailer as reliably as this.



AUTO FILL for automatic trailer filling.

AUTO FILL is based on digital 3D image analysis. The system takes care of controlling the position of the discharge chute to the side or the rear. In chopping start-up mode, all you have to do is choose the direction in which discharging is to take place. For automatic filling to the rear, only the desired impact point needs to be specified. In crosswinds or on steep slopes, you can correct the impact point towards the left or right.

For the AUTO FILL variant, the discharge chute is equipped with LED lighting. This means that it is also possible for the JAGUAR to keep working in the dark while reducing the operator's workload.

OPTI FILL for maximum operating convenience.

The optimised chute control system makes it easy for you to manage the discharge process. A large swivel angle of up to 225° ensures that you have an optimal view of the process. When the discharge chute is swivelled, the end flap is adjusted automatically so that the transfer process takes place parallel to the direction of travel.

Two permanently programmed chute positions simplify the swivelling process at the end of the field, e.g. when chopping up and down along one edge of a field. Furthermore, the discharge chute can be returned to its parking position automatically at the touch of a button.



Safe, reliable harvesting that avoids losses.

- Automatic filling of transport trailers to reduce operator's workload
- With AUTO FILL, discharging to the rear is also automated
- Video display with symbols - indicating the position of the discharge chute, for example



Precise yield registering with measurement of throughput and constituents.

Practical data management is essential.

Data have long since become an indispensable resource. To profit from their full potential, you should always keep a close eye on the results and know how you can make use of them effectively.

Online registering of the crop yield, moisture content and constituents by means of the QUANTIMETER and NIR sensor plays an important role in documenting your machine activity. In order to achieve this, you should ensure that all the systems, machines and work processes are connected in such a way as to provide useful results. The data generated are sent to many different places for analysis.



QUANTIMETER.

Determining the throughput.

The deflection of the precompression rollers is registered and the volume flow measured continuously. Corresponding calibration by counterweighing allows you to achieve a very high degree of accuracy in measuring the throughput.

DLG test results.

In 38 measurement runs, a deviation of only 0.2% was determined in DLG Fokus Test 6168 F. Continuous dry matter measurement increases the accuracy of the current throughput measurement.



Advantages for you:

- Transparent harvest data for every machine deployment
- No overloading of forage trailers
- Precise data as basis for source stream accounting and fertiliser ordinance



NIR sensor.

Determining the dry matter.

The measuring procedure using near infrared spectroscopy runs continuously during the harvesting process. A light source in the upper discharge chute is directed at the crop as it flows past. The light is reflected back in different ways, depending on the crop moisture level.

DLG test results.

DLG tests certify a deviation in dry matter content of less than 2% in 95% of the measurements in maize and 88% of the measurements in grass. No test sample displayed a deviation of more than 4%.



Advantages for you:

- Basis for invoicing by dry matter content
- Silage additive dosage and length-of-cut control can be carried out automatically in accordance with the dry matter content
- The forage quality is already registered during harvesting

NIR sensor.

Determining dry matter and constituents.

As well as providing dry matter data, the NIR sensor provides data about the constituents of different crop types.

Sensor-based values (constituents)	Maize	Grass	WCS
Dry matter	●	●	●
Moisture	●	●	●
Starch	●	-	●
Crude protein	●	●	●
Crude fibre	●	●	●
Crude ash	●	●	●
Crude fat	●	●	●
Sugar	-	●	-

Advantages for you:

- Reliable indicator of forage quality
- Quality of different varieties supports decision-making during cropping planning, e.g. on basis of starch content

All processes are networked intelligently.

Optimise processes.

Successful agricultural operations always call for well thought-out business planning. The aim is to optimise processes, conserve resources and maximise the potential of every area.

Improve working arrangements.


The machine status display allows you to keep track of your JAGUAR and optimise factors such as your transport logistics and process times.

Adjust settings.

On the basis of up-to-the-minute data, you can immediately send instructions - for the length of cut, for example - straight to the machine.

Simplify documentation.

Profit from various expansion stages, ranging from job management and yield mapping on the machine all the way up to online data management.



On-board job management on the machine.

Documentation and job management can be planned precisely and implemented via CEBIS. You can start or stop individual jobs or print out the data (optional feature) while at your workplace in the cab of the JAGUAR.

Automatic documentation.

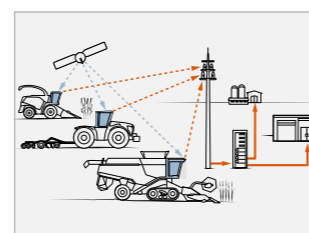
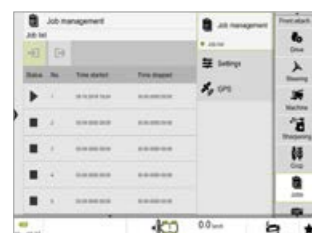
All process data are recorded and processed automatically. Without any intervention by the machine operator, the JAGUAR transfers work data relating to the specific field deployment to the TELEMATICS server where they are interpreted and processed.

Yield mapping for farm management software.

The S10 terminal shows the yield mapping in real time and transmits the data to your farm management software. This then registers and manages all your farm data and ensures that you have a complete overview at all times.

FLEET VIEW.


The app makes it possible for you to coordinate the transport team so that the JAGUAR can keep on working without idle time. The app informs all the drivers in a logistics chain in real time about the positions of the harvesting machines and transport teams.



People and machines you can count on.

Keep downtime to a minimum.

Operating the JAGUAR, you benefit from extremely wear-resistant components which make your machine even more reliable. And from a well thought-out maintenance concept that saves a lot of time. From practical details, like the standard compressed-air system which makes cleaning the machine easy. And from the dedicated mechanics of the CLAAS service team, who are there for you 24 hours a day.




Its reliability
is your strength.



Our solutions address your needs in detail to improve your operating reliability.


It is often the case that every minute counts during the harvesting period. Time-consuming maintenance work is a nuisance and also a cost factor as it reduces the number of productive hours – and also the profit margin.

Reliable machines are the backbone of your business. That is why the JAGUAR is designed for high reliability, outstanding durability and a long service life. In order to ensure that you can count on your machine in every phase of the harvest, we examine every detail and pursue a policy of systematic development.



Feeder housing optimised.

- Hydraulic precompression as a standard feature is exclusive to the JAGUAR
- The reinforced feed roller is designed for high throughput
- Larger sliding plates on the sides of the pre-compression rollers reduce dirt and noise
- Maintenance is facilitated by the use of clamps to secure the rollers



Knife drum housing perfected.


- The service life of the drum bearings has been doubled
- The significantly improved sealing of the sharpening system reduces dirt ingress and noise
- Flat-face couplings simplify maintenance of feeder housing and knife drum housing



Discharge chute rotation ring reinforced.

- Large gear wheels make for high reliability
- The rotation ring on the discharge chute has been reinforced
- Wear-resistant, long-lasting material increases operating reliability

A JAGUAR is
quick and easy to maintain.



Everything to make maintenance easy.

Good accessibility has always been a speciality of the JAGUAR. On all models, QUICK ACCESS makes it possible for you to inspect the chopping unit quickly. LED maintenance lighting makes important maintenance points visible in the dark. A maintenance-free brake system and long-life hydraulic oil also play their part in saving you time and money.



The seat contact switch automatically switches off the front attachment and main drive



LED step lighting for safe access to the comfort cab



QUICK ACCESS lets you inspect the chopping unit in a matter of minutes

Good accessibility.

Large side panels with two opening height detents for shorter or taller staff give you unrestricted access to the cooling system, the corncracker and the accelerator. QUICK ACCESS ensures that the chopping mechanism can be reached quickly and easily. If maintenance is required, the accelerator can be removed by two people in just one hour.

Maintenance lighting as bright as day.

- LED maintenance lighting under the side and rear panels as well as in the stowage compartment
- Hand lamp with magnetic base for front illumination
- LED homefinder light function for work lights after ignition is switched off
- LED step lighting

For your safety and convenience.

- Leaving the operator's seat causes the front attachment and the main drive to be switched off automatically after 7 and 12 seconds respectively
- Spacious storage compartment for storing tools and accessories safely

Reliable Remote Service.

CLAAS Remote Service is ideal for fast problem resolution and proactive maintenance planning. On identifying a fault, the machine informs the operator and automatically sends an error message to the service partner. The service partner has access to all the relevant data, identifies the fault remotely and is able to prepare for the intervention to rectify it.

Remote Service makes periodic maintenance tasks much easier to schedule. The machine informs the CLAAS service partner of the upcoming maintenance requirement. The service partner suggests an appointment time for the maintenance to be performed and, depending on the scope of the maintenance, places an advance order for CLAAS ORIGINAL consumables.

Remote Service is a central element in the intelligent networking of your machines. CLAAS covers the cost of Remote Service for you during the first five years. All you have to do is give your consent.



User-friendly design makes for straightforward operation.



Clear hydraulics control.

The spool valves are clearly laid out on the left side of the machine. Proportional valves enable smooth control of the upper discharge chute and front attachments when these systems are functioning automatically. The raising/lowering speed and the speed of the lateral levelling system can be adjusted in CEBIS. This means, for example, that you can still obtain a consistent stubble profile with ORBIS, even when operating at high ground speeds.


- Rapid implementation of function commands
- Efficient control by proportional valves
- Low maintenance costs through low-volume oil system
- Hydraulic oil only needs to be changed after 1,000 operating hours
- Practical buttons outside the cab to stop/reverse the front attachment, raise/lower the front attachment and deploy/retract the ORBIS transport system
- Flat face couplings for fast coupling of hydraulic lines



Easy-maintenance electrics.

A convenient control concept demands a fast, reliable electrical system. In the JAGUAR, all the key components are housed securely and centrally in the cab. An expansion box in the maintenance compartment of the JAGUAR allows you to retrofit additional options easily.

- PROFI CAM
- OPTI FILL and AUTO FILL
- ACTISILER 37
- NIR sensor
- Hydraulic precompression
- Variable front attachment drive
- Auxiliary fuel tank
- Accelerator gap setting
- Tyre pressure control system
- DYNAMIC COOLING



Automatic vibration damping.

The hydraulically controlled vibration damping system is activated automatically once the headland is reached and the front attachment raised past the working height. This additional convenience feature reduces wear and tear on the machine when crossing sprayer wheelings, for example. The front attachment is protected by a correspondingly gentle suspension response.



Sometimes you just have to get tough.



Choose one of the three PREMIUM LINE warranty packages.

CLAAS PREMIUM LINE	Basic	Advanced	Professional
1 Feed roller wear bars	–	–	●
2 Drum roller stripper bar	●	●	●
3 Drum concave	●	●*	●*
4 Vanes	●	●*	●*
5 Grass chute rear wall	●	●*	●*
6 Accelerator paddles	–	–	●*
7 Accelerator housing, 2-part	–	–	●*
8 Accelerator housing, left /right sides	–	–	●*
9 Accelerator rear wall	–	●*	●*
10 Lower discharge chute plate, front / rear	–	●*	●*
11 Chute rotation ring	–	●*	●*
12 All wear plates of upper discharge chute	●	●*	●*

* The JAGUAR PREMIUM LINE Advanced and Professional packages give you a guaranteed operation warranty on all parts marked with*. This cover runs for five years or for a specified number of engine operating hours (whichever limit is reached first).

● Available – Not available

For the precise number of hours, please see the JAGUAR product page which can be reached using the QR code above.

More operational reliability with PREMIUM LINE protection against wear.

Guaranteed performance level.

Even under the most demanding harvest conditions, CLAAS PREMIUM LINE parts provide very high wear resistance and a long service life. In many cases it is not necessary for them to be replaced until after several campaigns. This increased durability is made possible by special manufacturing processes, high-quality materials and special coatings.

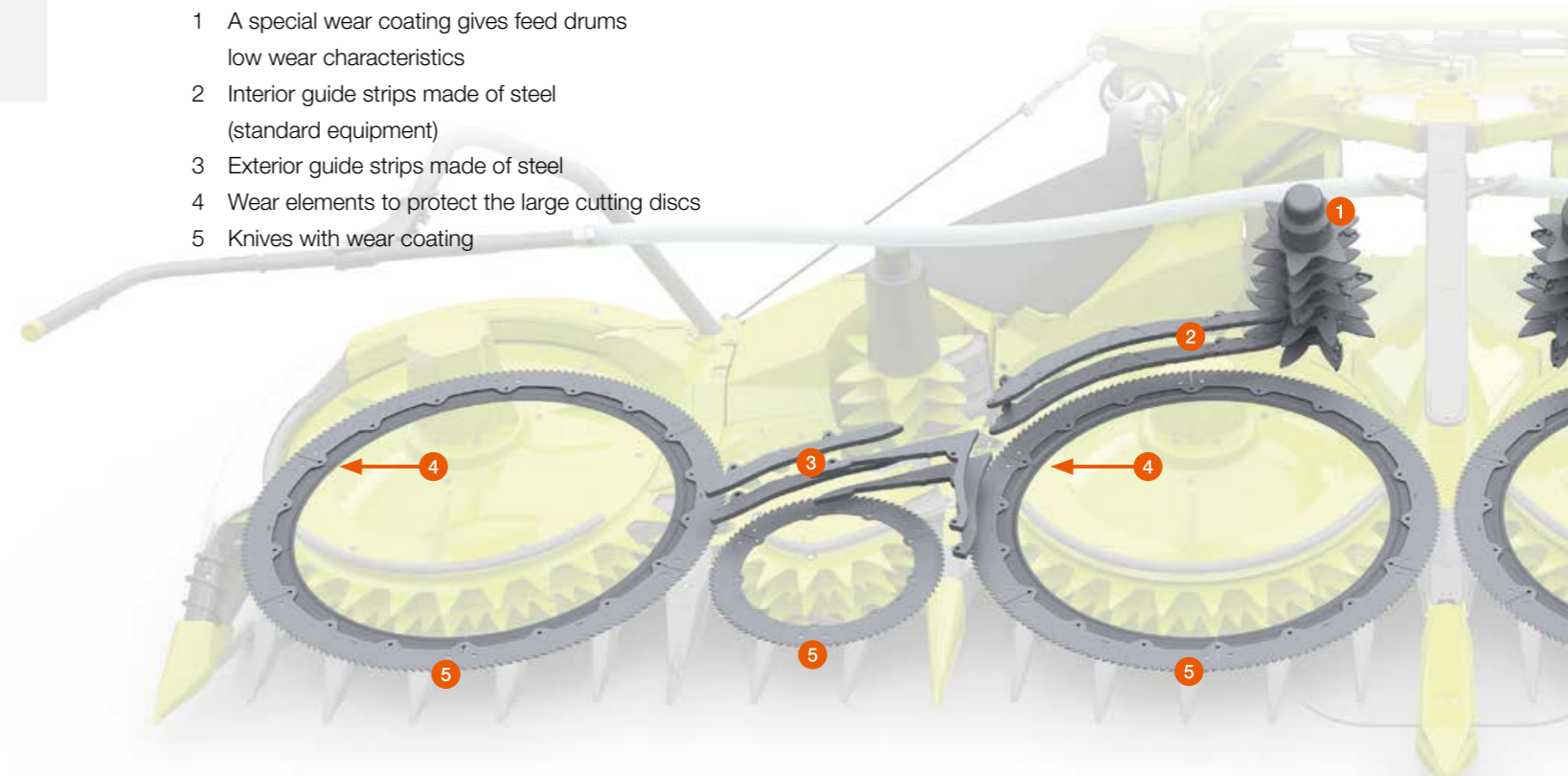
The objective of the PREMIUM LINE concept is for the parts to achieve a service life which is at least twice or three times that of standard parts. Our practical experience shows that this objective is indeed attained. This is why we guarantee* a specified performance level for factory-fitted PREMIUM LINE parts on the basis of hours of usage or machine age.

PREMIUM LINE for ORBIS.

Highly wear-resistant parts are recommended for extreme operating conditions, where there is a high proportion of sand, for example, or extended periods of operation. A tungsten carbide coating ensures that the knives have a long service life. The speed difference between the cutting disc and the transport disc creates a self-sharpening effect.

The easily accessible knife discs and transport discs have a modular structure comprising six segments. As a result, in the event of damage, you only need to replace the segment concerned, rather than the entire unit.

- 1 A special wear coating gives feed drums low wear characteristics
- 2 Interior guide strips made of steel (standard equipment)
- 3 Exterior guide strips made of steel
- 4 Wear elements to protect the large cutting discs
- 5 Knives with wear coating



Whatever it takes – CLAAS Service & Parts.



Safeguard your machine's reliability.

Increase your operating reliability, minimise the repair and breakdown risk. MAXI CARE offers you predictable costs. Create your own individual service package to meet your particular requirements.



CLAAS Service & Parts
is there for you 24/7.
service.claas.com



Specially matched to your machine.

Precision-manufactured parts, high-quality consumables and useful accessories. Choose our comprehensive product range to be certain of receiving exactly the right solution to ensure 100% operating reliability for your machine.



Get connected.

Remote Service allows your sales and service partner to access your machine and your specific data directly. This allows you and your CLAAS partner to respond quickly to maintenance and servicing situations. And with CLAAS TELEMATICS, you can access all of your important machine data via the internet, anytime, anywhere.



Global supply.

The CLAAS Parts Logistics Center in Hamm, Germany, stocks almost 200,000 different parts and has a warehouse area of over 140,000 m². This central spare parts warehouse delivers all ORIGINAL parts quickly and reliably all over the world. This means that your local CLAAS partner can supply the right solution for your harvest or your business within a very short time.



Your local CLAAS distributor.

Wherever you are, you can count on us to always provide you with the service and the contact persons you need. Your CLAAS partners are on hand in your local area, ready to support you and your machine around the clock. With know-how, experience, commitment and the best technical equipment. Whatever it takes.

925 hp output is just one of many powerful arguments.



Crop flow.

- The crop flows in a straight line through the entire machine without any awkward angles.
- Variable front attachment drive and COMFORT CUT are integrated in the main drive train.
- With 42 knives and 25,200 cuts per minute, the V-MAX 42 knife drum is able to deliver particularly high throughput.
- The modular discharge unit enables reliable crop transfer up to a working height of 9m

CLAAS POWER SYSTEMS.

- The CLAAS drive system achieves the highest degree of efficiency in market comparisons
- The MAN and Mercedes-Benz engines operate with up to 925 hp and a displacement of 24.24 l
- Automatic reduction in diesel engine speed by up to 1,200 rpm saves fuel

Comfort and convenience.

- The spacious comfort cab impresses with its low noise level and optimal visibility and lighting
- The CEBIS touchscreen gives the operator fast, easy access to all machine functions
- The most important functions can be adjusted directly by means of switches on the armrest
- The favourites management system can be operated conveniently and directly by means of the CMOTION control lever
- LED work lights with characteristics similar to daylight are positioned on the roof, rear and discharge chute to enable a good overview of machine operations

Operator assistance systems.

- CRUISE PILOT automatically controls the ground speed to use the engine load to the full
- Three different steering systems enable precise working and reduce the workload on the operators
- The dynamic steering increases driving comfort when turning at the headland
- AUTO FILL and OPTI FILL avoid losses when transferring the harvested material

JAGUAR 900	990	980	970	960	950	940
Engine						
Manufacturer	MAN	MAN	MAN	Mercedes-Benz	Mercedes-Benz	Mercedes-Benz
Type	D2862	D2862	D2862	OM 502 LA	OM 502 LA	OM 502 LA
Cylinders	V12	V12	V12	V8	V8	V8
Displacement	24.24	24.24	24.24	15.93	15.93	15.93
Maximum output (ECE R 120)	680 (925) kW (hp)	626 (850)	588 (800)	480 (653)	390 (530)	350 (476)
Fuel tank (standard) + auxiliary tank (option)	1200 + 300 l	1200 + 300	1200 + 300	1200 + 300	1200 + 300	1200 + 300
Fuel consumption measurement	o	o	o	o	o	o
Running gear						
Ground drive: 2-speed transmission, automatic OVERDRIVE (hydrostatic)	●	●	●	●	●	●
Tyre pressure control system for drive axle and steering axle	o	o	o	o	o	o
Differential lock	o	o	o	o	o	o
Standard steering axle	o	o	o	o	o	o
Steering axle, 3 x adjustment, 2510 / 2970 / 3130 mm	o	o	o	o	o	o
Steering drive axle, POWER TRAC, hydraulic	o	o	o	o	o	o
Water / silage additive tank content, 375 l	●	●	●	●	●	●
Silage concentrate system, ACTISILER 37, capacity 37 l	o	o	o	o	o	o
Front attachments						
ORBIS 900 / 750 / 600 / 450, Working widths 9.17 / 7.45 / 6.04 / 6.00 / 4.48 m	o ORBIS 900/750/600	o ORBIS 900/750/600	o ORBIS 900/750/600	o ORBIS 900/750/600	o ORBIS 900/750/600	o ORBIS 750/600/450
PICK UP 380 / 300, Working width 3.60 / 2.62 m	o	o	o	o	o	o
DIRECT DISC 600 P / 500 P, Working width 5.96 / 5.13 m	o	o	o	o	o	o
DIRECT DISC 600 / 500, Working width 5.96 / 5.13 m	o	o	o	o	o	o
Front attachment drive						
Front attachment drive, standard	●	●	●	●	●	●
Front attachment drive, split-power	o	o	o	o	o	o
Front attachment drive, variable	o	o	o	o	o	o
Feeder unit						
Width 730 mm	●	●	●	●	●	●
Feed and precompression rollers, no.: 4	●	●	●	●	●	●
Hydraulic precompression	●	●	●	●	●	●
COMFORT CUT chop length adjustment, infinitely variable	●	●	●	●	●	●
Knife drum						
Width 750 mm	●	●	●	●	●	●
Diameter 630 mm	●	●	●	●	●	●

JAGUAR 900	990	980	970	960	950	940
V-MAX knife configuration						
V20 (2 x 10), 5-26.5 mm	o	o	o	o	o	o
V24 (2 x 12), 4-22 mm	o	o	o	o	o	o
V28 (2 x 14), 4-18.5 mm	o	o	o	o	o	o
V36 (2 x 18), 3.5-14.5 mm	o	o	o	o	o	o
V42 (2 x 21), 3.5-12.5 mm	o	o	o	-	-	-
Automatic knife sharpening from cab	●	●	●	●	●	●
Automatic adjustment of shear bar from cab	●	●	●	●	●	●
MULTI CROP CRACKER						
MCC CLASSIC M, ø 196 mm	-	-	-	●	●	●
MCC CLASSIC L, ø 250 mm	●	●	●	o	o	-
MCC MAX, ø 265 mm	o	o	o	o	o	-
MCC SHREDLAGE® M, ø 196 mm	-	-	-	o	o	o
MCC SHREDLAGE® L, ø 250 mm	o	o	o	o	o	-
Crop accelerator						
Width 680 mm	●	●	●	●	●	●
Diameter 540 mm	●	●	●	●	●	●
Gap setting 2-10 mm	o	o	o	o	o	o
Discharge chute						
Breakback protection	●	●	●	●	●	●
210° swivel angle	●	●	●	●	●	●
Swivel angle with OPTI FILL / AUTO FILL 225°	o	o	o	o	o	o
Operator assistance systems						
AUTO PILOT central sensors (maize)	o	o	o	o	o	o
CAM PILOT swath tracking guidance (grass)	o	o	o	o	o	o
GPS PILOT	o	o	o	o	o	o
Dynamic steering	o	o	o	o	o	o
STOP ROCK	o	o	o	o	o	o
QUANTIMETER	o	o	o	o	o	o
Automatic length of cut control	o	o	o	o	o	o
OPTI FILL, optimised chute control	o	o	o	o	o	o
AUTO FILL, automatic trailer filling	o	o	o	o	o	o
NIR sensor, for measuring dry matter and constituents	o	o	o	o	o	o
DYNAMIC POWER	o	o	o	o	o	o
CRUISE PILOT	●	●	●	●	●	●
TELEMATICS	o	o	o	o	o	o
Job management	o	o	o	o	o	o
Yield mapping	o	o	o	o	o	o

CLAAS continually develops its products to meet customer requirements. This means that all products are subject to change without notice. All descriptions and specifications in this brochure should be considered approximate and may include optional equipment that is not part of the standard specifications. This brochure is designed for worldwide use. Please refer to your nearest CLAAS dealer and their price list for local specification details. Some protective panels may have been removed for photographic purposes in order to present the function clearly. To avoid any risk of danger, never remove these protective panels yourself. In this respect, please refer to the relevant instructions in the operator's manual. All technical specifications relating to engines are based on the European emission regulation standards: Stage. Any reference to the Tier standards in this document is intended solely for information purposes and ease of understanding. It does not imply approval for regions in which emissions are regulated by Tier.

JAGUAR 900		990	980	970	960	950	940
VISTA CAB							
CEBIS with touchscreen		●	●	●	●	●	●
A / C MATIC air conditioning		○	○	○	○	○	○
Printer		○	○	○	○	○	○
Comfort seat		○	○	○	○	○	○
Swivelling seat		○	○	○	○	○	○
Premium seat, ventilated, heated		○	○	○	○	○	○
Leather seat, ventilated, heated		○	○	○	○	○	○
Passenger seat		○	○	○	○	○	○
Maintenance							
Central lubrication, 16-l grease reservoir		○	○	○	○	○	○
Service lighting		○	○	○	○	○	○
Dimensions and weights							
Working length	mm	6495	6495	6495	6495	6495	6495
Working height with discharge chute extension XL	mm	6335	6335	6335	6335	6335	6335
Transport height	mm	3945	3945	3945	3945	3945	3945
Transport height with discharge chute extension XL	mm	3985	3985	3985	3985	3985	3985
Weight without front attachment with standard equipment ¹	kg	14150	14150	13550	13300	13300	12900



Ensuring a better **harvest**.

CLAAS KGaA mbH
 Mühlenwinkel 1
 33428 Harsewinkel
 Deutschland
 Tel. +49 5247 12-0
 claas.com

¹ V-MAX 24, front attachment drive standard, crop flow standard, discharge chute extension M, without rear ballast, diesel and urea tanks empty.