



Commercial
Vehicles

The Caddy Cargo



The Caddy Cargo For whatever comes next

The Caddy Cargo and Crewvan are perfect for all those with big plans, and it is even more powerful, digital and flexible than ever before.

Available in SWB and Maxi Cargo variants, and Maxi Crewvan, the Caddy will always give 100% and ensure your business day get off to a flying start. With particularly smart functions, impressively strong form and extremely versatile capabilities, the Caddy Cargo will handle whatever challenges are faced on the job. You and your business can rely on the Caddy Cargo and Crewvan.





Modern design.

Distinctive front end with honeycomb structure, dynamic and clear lines, and numerous enhancements for better efficiency.

Proven quality.

Use of durable materials, high-quality workmanship and reliable new-generation engines.

Load compartment with new strengths.

A wider sliding door for the maxi, optional electric power closing system for sliding doors and tailgate, optimised LED load compartment lighting and versatile floor coverings.

State-of-the-art driver assistance systems*.

So that every journey ends just as relaxed as it started, the Caddy Cargo comes with a host standard safety and driver assistance features such as AEB Front Assist with Pedestrian and Cyclist Monitoring, Advanced driver attention & drowsiness monitor, Brake Assist, plus rear view camera as standard. Plus additions of driver assist features like lane Lane Assist, Travel Assist and Emergency Assist, that are capable of making preventive interventions in critical situations.

Even more digital.

The innovative cabin now includes a high-resolution Digital Cockpit, plus offers a range of infotainment systems with 25.4cm (10-inch) touchscreen and App-connect as standard.

*Safety technologies are designed to assist the driver, but should not be used as a substitute for safe driving practices.

~App-Connect is compatible for selected apps with the latest smartphone versions of iOS and Android, active data service, and connection cable (sold separately).

Open Caddy.

The **Caddy Cargo**

Ready for a working world full of new challenges.

The Caddy Cargo offers intelligent solutions such as the larger sliding door width in the Caddy Cargo Maxi.

Highlights

- Modern exterior design
- Redesigned ergonomic workplace
- Robust interior
- Digitalised like never before
- Highly efficient engines
- More variability
- Proven Volkswagen quality

Standard features for all Caddy Cargo variants

Interior

- Cloth seat upholstery, Double Grid pattern
- Redesigned dash panel and digital driver cockpit
- Height-adjustable driver's and passenger seat with manually adjustable lumbar support
- Leather-wrapped multifunction steering wheel, height and reach adjustable
- Overhead storage compartment in cab with 2 grab handles
- Illuminated glove compartment, with lockable lid
- Rubber flooring in the driver's compartment
- LED interior lights in both cabin and load area
- Cabin partition with window and grille
- Dual-clutch transmission DSG selector lever with shift-by-wire technology (DSG)
- Gearshift wrapped in Leather (Manual)
- Anti-theft alarm system with interior monitoring
- Electric child safety lock for sliding door(s)

Safety and Driver Assistance

- Auto. Emergency Braking (Front Assist) with Pedestrian and Cyclist Monitoring
- Cruise Control with speed limiter
- Advanced driver attention & drowsiness monitor
- Hill-Start Assist
- Lane keeping system (Lane Assist)
- Multi-Collision Brake (MCB)
- Electronic Stabilisation Programme (ESP)
- Traction Control System (TCS)
- Anti-Lock Braking System (ABS)
- Electric parking brake with auto hold function
- Driver and front passenger, front, side and curtain airbags. Plus centre airbag in front
- Driver and front passenger seat belt warning
- Oncoming vehicle breaking when turning
- Park Distance Control in front and rear
- Rear View Camera*
- Oncoming vehicle breaking when turning
- Multifunction Camera

Exterior

- H7 twin halogen headlights
- Separate daytime running light (DRL) with automatic headlight range control
- 16" black steel wheels, with full trim cover (SWB)
- Full sized steel spare wheel
- Single sliding door, left, 695mm wide
- Rear barn doors, with windows
- Black front and rear bumpers
- Exterior mirrors, power-adjustable and heated
- Black painted exterior mirror housings and silver sliding door rail

Functional

- Radio "Composition" with 10-inch color touch screen
- Multi-Colour Digital Cockpit Pro
- Four (4) loudspeakers
- 2 x USB C ports
- App-Connect~
- Bluetooth® phone and audio streaming compatibility
- Multifunctional steering wheel audio controls
- Electronic immobiliser
- Central locking system with Keyless Start
- Power windows and exterior mirrors
- Manually controlled air conditioning
- 12V socket in load area and dash
- Dimming breakaway interior rear-view mirror
- Separate driver/load compartment locking functionality
- Stop/start system
- Windshield wiper intermittent control with light sensor
- Rear window wiper and washer system with intermittent control
- Heat insulated glass and windshield
- Servotronic (speed-sensitive power steering)
- Tyre Pressure Monitoring System

Additional standard equipment for Cargo Cargo Maxi

Exterior

- 17" black steel wheels, with full trim cover (Maxi)
- Dual sliding doors, left and right, 836mm wide
- 353mm longer in comparison to SWB Cargo

* Safety technologies are designed to assist the driver, but should not be used as a substitute for safe driving practices.

~ App-Connect is compatible for selected apps with the latest smartphone versions of iOS and Android, active data service, optional connection cable (sold separately).



Two in one.



The **Caddy Crewvan**

The Crewvan is your best option if you need a Caddy for professional as well as private use. The robust 5-seater has all the features that have made the Caddy a best-seller – hard-wearing materials, high-quality workmanship and a flexible interior.

Features include the fully panelled passenger compartment and the curtain airbags for the second seat row. This makes the Crewvan safer and more comfortable than ever before.

Highlights

- Safer than ever before
- Improved drive characteristics for both passenger and commercial requirements
- Robust interior
- More digital than ever
- Highly efficient engines
- Flexibility at its core
- Proven Volkswagen quality

Standard features for all Caddy Crewvan

Interior

- Cloth seat upholstery, Double Grid pattern
- Redesigned dash panel and digital driver cockpit
- Height adjustable driver's and passenger seat with 4-way power-adjustable lumbar support
- Leather-wrapped multifunction steering wheel, height and reach adjustable
- Overhead storage compartment in cab with 2 grab handles
- Illuminated glove compartment, with lockable lid
- LED reading light in passenger compartment
- Dual-clutch transmission DSG selector lever with shift-by-wire technology
- 3-seater bench seat in second row, folding, double-folding and removable
- Rubber flooring in driver, passenger and load compartment
- Comfort side trim panel in passenger compartment
- Front centre armrest, height longitudinally adjustable w/ 2 beverage holders in front and 2 vents in rear
- Anti-theft alarm system with interior monitoring

Functional

- Radio "Composition" with 10-inch color touch screen
- Multi-Colour Digital Cockpit Pro
- Six (6) loudspeakers
- 2 x USB C ports
- App-Connect~
- Bluetooth® phone and audio streaming compatibility
- Multifunctional steering wheel audio controls
- Electronic immobiliser
- Central locking system with Keyless Start
- Power windows and exterior mirrors
- Manually controlled air conditioning
- 12V socket in load area and dash
- Dimming breakaway interior rear-view mirror
- Separate driver/load compartment locking functionality
- Stop/start system
- Windshield wiper intermittent control with light sensor
- Rear window wiper and washer system with intermittent control
- Servotronic (speed-sensitive power steering)
- Heat insulated glass and windshield
- Tyre Pressure Monitoring System

* Safety technologies are designed to assist the driver, but should not be used as a substitute for safe driving practices.

~ App-Connect is compatible for selected apps with the latest smartphone versions of iOS and Android, active data service, optional connection cable (sold separately).

Images shown for illustrative purposes only and varies from standard specification. Images shown include optional Digital Cockpit, LED Main Headlamps with LED Separate Daytime Running Light, Black Roof Rails and Lifting Tailgate.

Safety and Driver Assistance

- Auto. Emergency Braking (Front Assist) with Pedestrian and Cyclist Monitoring
- Cruise Control with speed limiter
- Adaptive Cruise Control ACC (with follow to stop for dual-clutch transmission DSG) incl. speed limiter
- Advanced driver attention & drowsiness monitor
- Hill-Start Assist
- Multi-Collision Brake (MCB)
- Electronic Stabilisation Programme (ESP)
- Traction Control System (TCS)
- Anti-Lock Braking System (ABS)
- Electric parking brake with auto hold function
- Driver and front passenger, front, side and curtain airbags. Plus centre airbag in front
- Curtain Airbags for outer seats in 2nd row
- Driver and passenger seat belt warning
- Child seat anchors (except centre seat in 2nd row) and top tether on all seats in passenger cabin
- Electrical child safety lock for the sliding doors
- Lane keeping system (Lane Assist)
- Oncoming vehicle braking when turning*
- Park Distance Control in front and rear
- Rear View Camera*
- Multifunction Camera
- Lane change system (Side Assist) incl. Blind Spot Monitor and Rear Traffic Alert
- Park Assist

Exterior

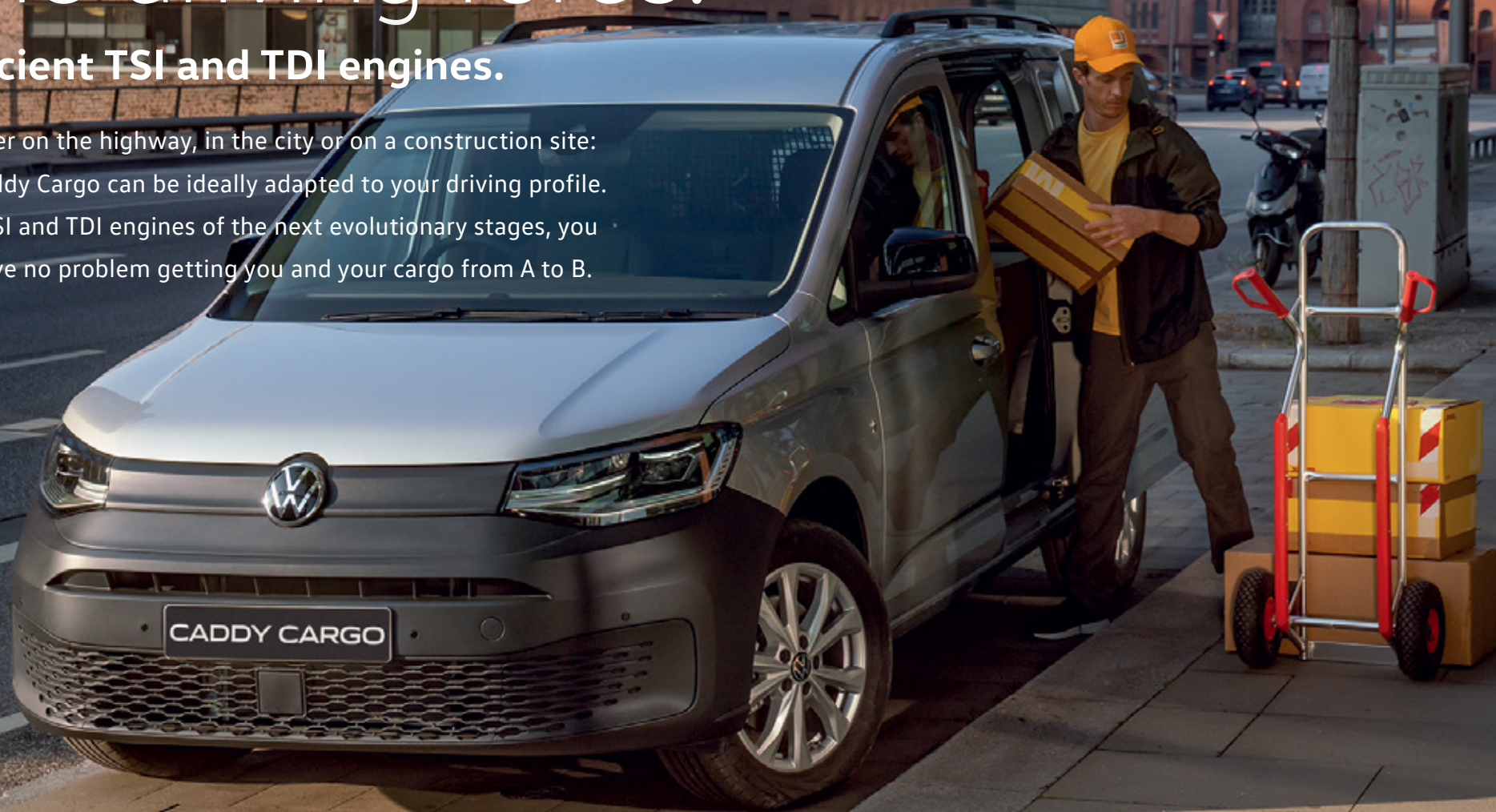
- H7 twin halogen headlights
- Separate daytime running light (DRL) with automatic headlight range control
- Maxi 17" black steel wheels, with full trim cover
- Full sized steel spare wheel
- Dual sliding doors, left and right, 836mm wide
- Rear barn doors, with windows
- Black front and rear bumpers
- Exterior mirrors, power-adjustable and heated
- Fixed windows in passenger and rear compartment
- Black painted exterior mirror housings, body coloured door handles and silver sliding door rail



The driving force.

Efficient TSI and TDI engines.

Whether on the highway, in the city or on a construction site: the Caddy Cargo can be ideally adapted to your driving profile. With TSI and TDI engines of the next evolutionary stages, you will have no problem getting you and your cargo from A to B.



TSI engines

1.5L TSI220 (85kW, 220Nm)

Front-wheel Drive
6-speed manual gearbox
Combined Fuel Consumption From 6.5L/100km**

1.5L TSI220 (85kW, 220Nm)

Front-wheel Drive
7-speed dual clutch gearbox DSG
Combined Fuel Consumption From 6.7L/100km**

TDI engines

2.0L TDI280 (75kW, 280Nm)

Front-wheel Drive
6-speed manual gearbox
Combined Fuel Consumption From 5.3L/100km**

2.0L TDI320 (90kW, 320Nm)

Front-wheel Drive
7-speed dual clutch gearbox DSG
Combined Fuel Consumption From 5.5L/100km**

No time for idling. The Caddy Cargo can be equipped with a 7-speed dual-clutch gearbox for fully automatic gear changes, delivering swift, seamless shifting and increases efficiency beyond that of any traditional automatic.



**Fuel consumption figures according to ADR 81/02 derived from laboratory testing. Factors including but not limited to driving style, road and traffic conditions, environmental influences, vehicle condition and accessories fitted, will in practice in the real world lead to figures which generally differ from those advertised. Advertised figures are meant for comparison amongst vehicles only.

Stress, say goodbye

Well-organised and relaxed through fast-paced everyday working life. The intelligently designed driver's workplace in the Caddy Cargo and Crewvan impresses with practical details such as the wide stowage compartment, the latest in digital infotainment units and more user centric designed cockpit and controls for easier access whilst driving.

- 01 Standard Digital Cockpit Pro
- 02 Electromechanical multi-function steering wheel
- 03 Optional "Discover Media" navigation system. with 25.4 cm (10-inch) colour touch display and App-Connect-
- 04 Open stowage area

~ App-Connect is compatible for selected apps with the latest smartphone versions of iOS and Android, active data service optional connection cable (sold separately).
Image shown for illustrative purposes only and varies from standard specification.



Multi-colour Digital Cockpit Pro.

The digital cockpit provides a system that can be tailored to suit your exact preferences. The fully configurable, interactive TFT display replaces the standard analogue instrument cluster, displaying vehicle data and information on your dashboard.

Open stowage compartment.

Can be used for many different purposes. The open stowage compartment in front of the windscreen is a versatile stowage area for documents and items that have to be easily accessible.

Optimised driver's workplace.

Has a good grip of things. The multifunction steering wheel is particularly comfortable to hold and impresses with its high degree of user friendliness. Direct control of many vehicle functions such as the cruise control system or the infotainment system makes the driver's work easier.

Direct-access key module.

The most important shortcuts. Frequently used functions such as assist systems, climate functions and parking systems can be selected directly via the buttons. Functional scope depending on equipment.

01



01 Direct access button module.

The module is arranged centrally around the hazard warning lights button and uses shortcuts for easy access to major functions such as driver assistance systems, air conditioning functions and parking assistance systems*.

02



02 'Composition Audio Radio' System.

This system offers a 25.4 cm (10-inch) colour touch display, 4 loudspeakers (Cargo) 6 loudspeakers (Crewvan), two USB-C ports in the centre console, Bluetooth® interface. It also includes App-connect~as standard. Factory integrated navigation is available as an option, "Discover Media".

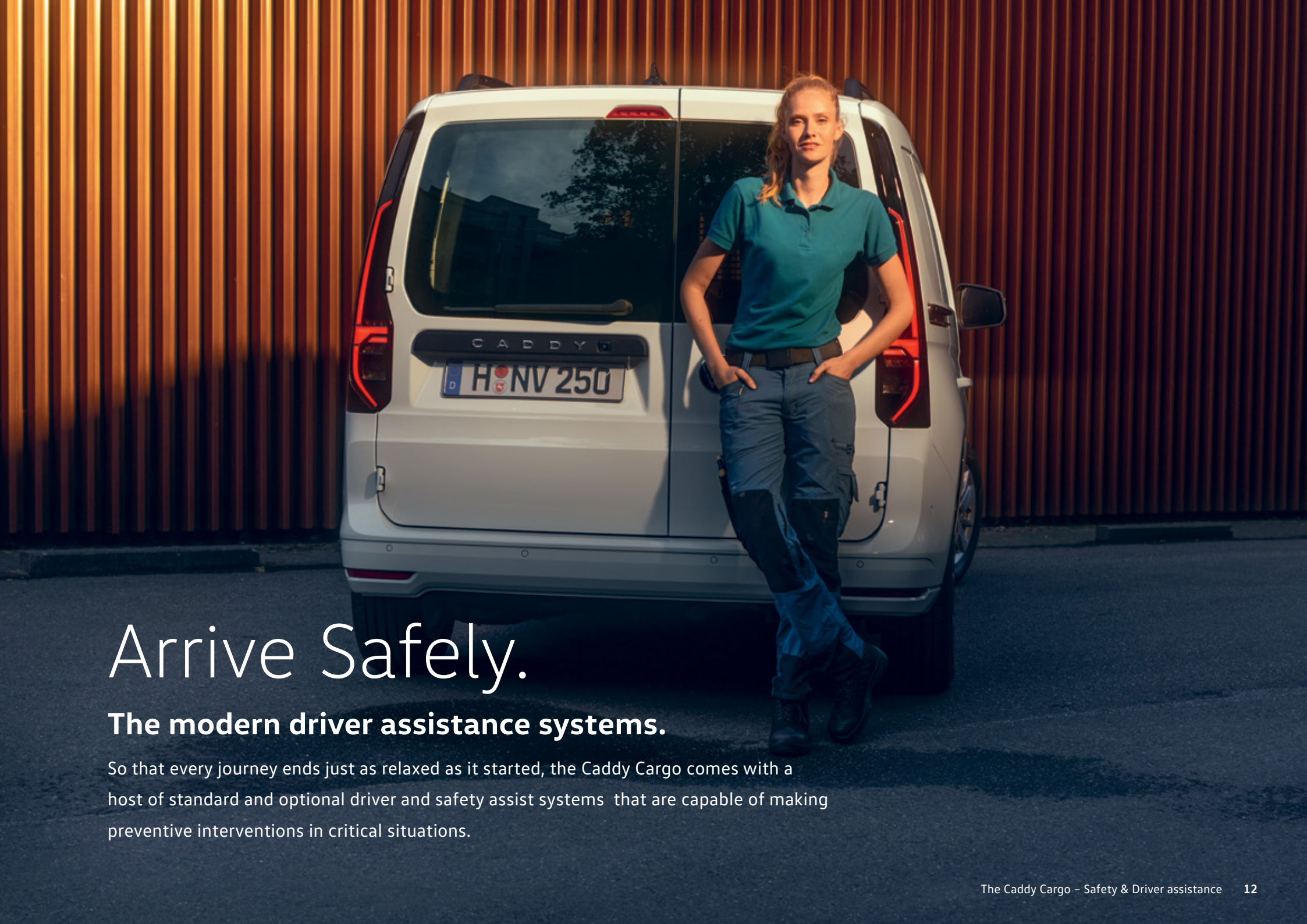
03



03 Digital Cockpit Pro. A full digital dashboard experience allowing personalisation of key functions and information. Customised views show data on audio, phone, consumptions and if optioned, navigation. Display content can be adjusted using the steering wheel controls.

| C | CR |

*App-Connect is compatible for selected apps with the latest smartphone versions of iOS and Android, active data service, connection cable (sold separately). Wireless App-Connect is available with the optional Discover Media navigation system.



Arrive Safely.

The modern driver assistance systems.

So that every journey ends just as relaxed as it started, the Caddy Cargo comes with a host of standard and optional driver and safety assist systems that are capable of making preventive interventions in critical situations.



Advanced Driver Attention & Drowsiness Monitor. Uses visual and audible warning signals to recommend that the driver takes a break as soon as it registers driving behaviour that indicates fatigue. | C | CR |



Seatbelt warning. Visual warning when the engine is started and an audible warning is emitted, if the driver's and/or passenger seatbelts are not fastened. | C | CR |



Airbags. Driver & passenger front, side and curtain airbags provide the best possible protection in the event of head-on or side impacts. The Crewvan includes an additional 2 side curtain airbags for the second row of seats. | C | CR |



Cruise Control with speed limiter. At 30km/h and above, the system maintains the set speed throughout uphill and downhill inclines when activated. | C | CR |



Anti-Lock Braking System (ABS). Prevents the wheels from locking and thereby maintains manoeuvrability. | C | CR |



Electronic Stabilisation Program (ESP). Standard feature that prevents under- and over-steering through targeted braking of the individual wheels. | C | CR |



Electronic Differential Lock (EDL). Distributes the engine torque to the tyres without slippage. | C | CR |



Traction Control Systems (TCS). Prevents wheels from spinning excessively. | C | CR |

Tyre pressure monitoring system. Displays the current pressure for every tyre and warns of deviations from the set pressure. | C | CR |

Hill Hold Assist. This prevents the vehicle from rolling back on inclines, making it easier to start off on uphill slopes. | C | CR |



Front Assist with City Emergency Braking and pedestrian and cyclist detection*. Uses a radar system to detect situations where the distance to the vehicle in front is critical and reduces the vehicle's stopping distance. In dangerous situations, the system alerts the driver using visual and acoustic signals, and with a warning jolt of the brakes. | C | CR |



Adaptive Cruise Control (ACC)*. 2.0 with follow to stop function. Helps to maintain the correct distance from the vehicle in front and drives off again after a short standstill time in traffic jams or urban traffic. | C | CR |

Multi-Collision Braking. Triggers braking after a collision, with the aim of preventing secondary crashes, activated when two independent sensors detect an accident. After a short delay, the vehicle begins a phased braking action down to 10 km/h, during which the driver can take over at any time. | C | CR |

Electromechanical Power Steering. The speed-dependent steering with active reset improves your driving feeling and safety and achieves steering precision. | C | CR |

Blind Spot Monitoring with Rear Traffic Alert*. The Blind Spot Monitor with Rear Traffic Alert system supports the driver in assessing and avoiding dangerous situations, especially in critical situations, e.g. city and heavy traffic. The Blind Spot Monitor detects cars and motorcycles in the driver's blind spot and highlights these vehicles via a LED indicator in the door mirror. Rear Traffic Alert warns the driver of approaching traffic at the rear of the car when reversing via an audible warning followed by a visual message in the Optical Parking System (OPS). | C | CR |

Rear View Camera (RVC)*. Simplifies parking by showing a limited view of the area behind the vehicle on the display of the radio. Additional guidelines help the driver manoeuvre into the space. | C | CR |

Front and Rear Park Distance Control (PDC). Emits audible warnings when obstacles are detected in front of or behind the vehicle when parking, and also provides a visual display of the vehicle's distance from these obstacles. | C | CR |

Park Assist*. Park Assist aids positioning into parking spaces. When reverse is engaged, the vehicle assumes control of the steering. All that's required of the driver is to operate the pedals, whilst keeping a good lookout. | C | CR |



Rear Cross Traffic Alert. Monitors the road at right angles to the parking space when reversing out of a parking bay, detects approaching objects and prevents imminent collisions by an automatic braking intervention. | C | CR |



Comfort drive Travel Assist. Combines the functions of ACC, "Lane Assist", and "Emergency Assist" for relaxed long-distance driving. | C | CR |



Lane keeping system "Lane Assist" with counter steering assistance. Detects the vehicle lane by means of a multifunction camera and corrects unintentional departure from the lane as from 60 km/h by corrective counter steering. | C | CR |



Emergency Assist. Reduces the risks if the driver's ability to control the vehicle is impaired. The system initially reacts to inactivity with an acoustic warning and waking jolts and subsequently initiates safe braking of the vehicle. | C | CR |



Lane change system "Side Assist". Warns about vehicles approaching from behind or that are already in the blind spot by means of an LED light in the respective exterior mirror. | C | CR |



Rear View*. Brakes automatically when driving into and out of parking spaces if the Park Distance Control sensors or the rear radar detect an obstacle. | C | CR |

Standard Optional extra | C | Cargo | CR | Crewvan

*Safety technologies are designed to assist the driver, but should not be used as a substitute for safe driving practices.

Built for big jobs.

Tackle the tougher tasks of the day without any worries. Thanks to its rugged materials and innovative technology, the Caddy Cargo is ready to do practically anything you ask of it.



01 Partition. Keeps your back free with plenty of space. The optimised convex shape of the partition extends into the load compartment and therefore creates plenty of space in the shoulder area for both driver and front passenger. | C |



02 High roof load. Turns the common conception about small vans upside down. With a roof load of up to 100 kg, the Caddy Cargo turns the roof into a serious loading zone for many different loads. | C | CR |



03 Lashing eyes. Keep their promise. The six folding lashing eyes secure heavy loads rock-solid on the vehicle floor of the Caddy Cargo. | C |

04



04 Tailgate with window. Opens particularly smoothly and can also be used as a shelter in the rain thanks to its large opening height. The wide window cutout extends the field of visibility. | C | CR |

05



05 Rear wing doors without windows. The roof-high rear wing doors are split in the ratio $\frac{2}{3}$ to $\frac{1}{3}$ and have a maximum opening angle of around 180°. | C | CR |

06



06 Rubber floor covering. Increases safety thanks to a non-slip surface. The robust rubber floor covering can be simply washed clean in the event of heavy soiling. | C |

07



07 Wooden floor. Can easily cope with even hard blows. The particularly sturdy load area covering made of multi-bonded beech wood protects the vehicle floor and impresses with its water-resistant and non-slip surface. | C |

LED load compartment lighting. Reaches into even the darkest corner. The energy-saving LED technology protects the vehicle battery and ensures improved illumination of the entire load compartment. | C | CR |

Maxi sliding door. Euro pallets can be loaded lengthways. Together with the longer wheelbase, the sliding door has also increased in size by 141 mm on the Caddy Cargo Maxi to offer a total Maxi sliding door width of 836 mm. | C |



Image shown for illustrative purposes only and varies from standard specification. Caddy Cargo Shown is a Maxi variant with optional 17 Inch Alloy Wheels "Barahona", Black Roof Rails, Black Painted Exterior Mirror Housings, Body-Coloured Door Handles, Silver Sliding Door Rail, Rear LED Combination Lamps and LED Main Headlamps with LED Separate Daytime Running Light.

Find your accessories

Volkswagen Genuine Accessories ensures your Volkswagen remains 100% Volkswagen. The extensive range of Caddy Cargo Genuine Accessories provides you with the opportunity to adapt your Caddy Cargo even more precisely to your individual needs. From exterior and interior to transport solutions that perfectly complement your Volkswagen.

01 Loading sill in stainless steel effect. The loading sill protection in stainless steel finish provides instant, stylish protection for an even more premium look to your vehicle.

02 Loading sill in black grained look. The loading sill protection in black grain look provides instant, stylish protection for an even more premium look to your vehicle.

03 Slimline weathershields. Enjoy the circulating fresh air, even when it is raining or snowing, or avoid the unpleasant build-up of heat on hot days by opening the windows slightly.

Overseas models are shown for illustrative purposes only. Optional accessories at extra cost. Please note that the above accessories may have an effect on fuel efficiency. For a full range of Volkswagen Genuine Accessories, please refer to the accessories tab at www.volkswagen.com.au or visit an authorised Volkswagen Dealer.





04 Mudflaps. Protect the underbody and sides of the vehicle from stone chipping and dirt.

05 All-weather rubber floor mats. Keeping the footwell **clean** all year round. The perfectly fitting and durable floor mat set with Caddy lettering on the front mats are attached to the vehicle floor using the integrated fastening system to prevent slipping.

06 Roof racks (load limit 70kg). The genuine roof racks provide the base for all roof attachments and are aerodynamically designed to suit the Caddy Cargo. Available as a set (two bars), with an option to purchase an additional one.

07 Universal traffic recorder. For added protection the Caddy Cargo can be fitted with the Volkswagen Universal Traffic Recorder, a front and rear view camera that allows you to record any incidents onto a removable SD card. You have total control over all camera settings via the UTR Volkswagen App*, which also includes a car finder feature. And the best thing is, the device requires no battery or recharging.

Overseas models are shown for illustrative purposes only. Optional accessories at extra cost. Please note that the above accessories may have an effect on fuel efficiency.

For a full range of Volkswagen Genuine Accessories, please refer to the accessories tab at www.volkswagen.com.au or visit an authorised Volkswagen Dealer.

* The Volkswagen Universal Traffic Recorder App (UTR App) is only for use in combination with the Universal Traffic Recorder (UTR/Dashcam) of Volkswagen Genuine Accessories. Its capabilities include live viewing, data management, a car finder function and being able to adjust the recorder's settings. All functions of the Volkswagen UTR app require an active data service between the Universal Traffic Recorder and your smartphone. Configurations vary by model (Front only or Front/Rear camera). Consult your local Volkswagen Dealer for further information.



04



05



06



07

Paint finishes

Solid paint finishes

01 Candy White	•
02 Cherry Red	•
03 Pure Grey	•
04 Luminous Orange	•

Metallic paint finishes

05 Reflex Silver	•
06 Mojave Beige	•
07 Costa Azul	•
08 Golden Green	•
09 Fortana Red	•
10 Indium Grey	•
11 Copper Bronze	•
12 Starlight Blue	•

Pearl effect paint finishes

13 Deep Black	•
---------------	---

Please note that Metallic and Pearl Effect paint are optional at extra cost. Please contact your Volkswagen Dealer for further information on colours and upholstery combinations.

Images shown for illustrative purposes only and varies from standard specification. Caddy Cargo SWB variant shown with optional 16 Inch Alloy Wheels "Vienna", Black Roof Rails, Body Coloured Bumpers, Black Painted Exterior Mirror Housings, Body-Coloured Door Handles and Silver Sliding Door Rail, LED Main Headlamps with LED Separate Daytime Running Light and Driver's Side Sliding Door. Caddy Cargo Maxi variant shown with optional 17 Inch Alloy Wheels "Barahona", Black Roof Rails, Black Painted Exterior Mirror Housings, Body-Coloured Door Handles, Silver Sliding Door Rail, Rear LED Combination Lamps and LED Main Headlamps with LED Separate Daytime Running Light.

Solid paint finishes



Metallic paint finishes



Pearl effect paint finish



Wheels

16"



01



02

17"



03



04



05

Seat Upholstery



Wheels	SWB	Maxi	Crewvan
01 Steel wheel with wheel trim 6.5 J x 16. In Black. With 205/60 R 16 tyres.	●	—	—
02 Wien alloy wheel 6.5 J x 16. In Brilliant Silver. With 205/60 R 16 tyres.	●	—	—
03 Steel wheel with wheel trim 6.5 J x 17. In Black. With 215/55 R 17 tyres.	—	●	●
04 Barahona alloy wheel 6.5 J x 17. In Brilliant Silver. With 215/55 R 17 tyres.	●	●	●
05 Colombo alloy wheel 6.5 J x 17. in Glossy Black. With 215/55 R 17 tyres.	—	—	●

Seat upholstery	
05 Cloth seat upholstery, Double Grid pattern	●
06 Leatherette seat upholstery, Pure Diamond pattern# (Cargo only)	●

Leatherette consists wholly of artificial leather.
The print process does not allow for exact reproduction of the exterior or the upholstery colours. Please contact your Volkswagen Dealer for further information on colours and upholstery combinations.

Specifications

Engine	1.5 litre TSI220		1.5 litre TSI220		2.0 litre TDI280		2.0 litre TDI320			
Type	4-cylinder Direct injection/turbocharger		4-cylinder Direct injection/turbocharger		4-cylinder Common rail direct injection/ exhaust-gas turbocharger		4-cylinder Common rail direct injection/ exhaust-gas turbocharger			
Max power, kW @ rpm	85 @ 5,000 - 6,000		85 @ 5,000 - 6,000		75 @ 2,750 - 4,250		90 @ 4,250			
Max torque, Nm @ rpm	220 @ 1,500 - 4,000		220 @ 1,500 - 4,000		280 @ 1,500 – 2,500		320 @ 1,500 – 2,500			
Cubic capacity, litres/cc	1498		1498		1,968		1,968			
Fuel type (recommended)	Premium Unleaded, min. RON 95 DIN EN 228		Premium Unleaded, min. RON 95 DIN EN 228		Diesel DIN EN 590		Diesel DIN EN 590			
Fuel tank capacity, L	50		50		50		50			
Transmission	6-speed manual gearbox		7-speed dual clutch gearbox DSG		6-speed manual gearbox		7-speed dual clutch gearbox DSG			
Driven wheels	Front-wheel drive		Front-wheel drive		Front-wheel drive		Front-wheel drive			
BlueMotion Start/Stop system^	●		●		●		●			
AdBlue	–		–		●		●			
Fuel Consumption ** - Cargo	6.5		6.7		5.3		5.5			
Combined, L/100km										
Fuel Consumption ** - Cargo Maxi	6.5		6.7		5.4		5.5			
Combined, L/100km										
Fuel Consumption ** - Crewvan	–		6.7		–		5.5			
Combined, L/100km										
	Cargo	Cargo	Cargo	Cargo	Cargo Maxi	Cargo Maxi	Cargo Maxi	Cargo Maxi	Crewvan	Crewvan
	TSI220 Manual	TSI220 DSG	TDI280 Manual	TDI320 DSG	TSI220 Manual	TSI220 DSG	TDI280 Manual	TDI320 DSG	TSI220 DSG	TDI320 DSG
Running Gear										
Suspension										
Front Axle	MacPherson strut									
Rear Axle	Longitudinally guided rigid axle with Panhard rod									
Steering	Electromechanical power steering									
Brake Systems	Anti-Lock Braking System (ABS) with Electronic Brake-Pressure Distribution (EBD), Brake Assist and Electronic Stabilisation Program (ESP). Brake Energy Recuperation.									
Brakes										
Front	15-inch disc brakes	16-inch disc brakes	15-inch disc brakes	16-inch disc brakes	16-inch disc brakes	16-inch disc brakes	16-inch disc brakes	16-inch disc brakes	16-inch disc brakes	16-inch disc brakes
Rear	15-inch disc brakes	15-inch disc brakes	15-inch disc brakes	15-inch disc brakes	15-inch disc brakes	16-inch disc brakes	15-inch disc brakes	16-inch disc brakes	16-inch disc brakes	16-inch disc brakes

● Standard equipment

Full vehicle specifications are available at www.volkswagen.com.au

^The Start/Stop system is designed to reduce fuel consumption and CO2 emissions. It achieves this by automatically switching off the engine while the vehicle is stationary and then starting it again automatically when the driver wants to drive off. There are certain operating conditions where the Start/Stop system is deactivated (e.g. during engine warm-up), please refer to the owner's manual for full operating information.

**Fuel consumption figures according to ADR 81/02 derived from laboratory testing. Factors including but not limited to driving style, road and traffic conditions, environmental influences, vehicle condition and accessories fitted, will in practice in the real world lead to figures which generally differ from those advertised. Advertised figures are meant for comparison amongst vehicles only.

Weights and Capacities

	Cargo	Cargo	Cargo	Cargo
	TSI220 Manual	TSI220 DSG	TDI280 Manual	TDI320 DSG
Weights - Cargo				
Gross Vehicle Weight (GVM), kg	2,150	2,150	2,220	2,250
Unladen Mass, kg	1,385	1,428	1,463	1,498
Payload, kg	765	722	757	752
Front / Rear axle load limit, kg	1,110 / 1,310	1,090 / 1,210	1,130 / 1,240	1,160 / 1,240
Roof Load, kg	100	100	100	100
Towing Capacity, kg#				
Braked	1,400	1,500	1,500	1,500
Unbraked	710	720	740	750
Towbar Load Limit, kg	75	75	75	75
	Cargo Maxi	Cargo Maxi	Cargo Maxi	Cargo Maxi
	TSI220 Manual	TSI220 DSG	TDI280 Manual	TDI320 DSG
Weights - Cargo Maxi				
Gross Vehicle Weight (GVM), kg	2,250	2,250	2,300	2,350
Unladen Mass, kg	1,458	1,491	1,536	1,572
Payload, kg	792	759	764	778
Front / Rear axle load limit, kg	1,110 / 1,310	1,140 / 1,310	1,170 / 1,330	1,200 / 1,330
Roof Load, kg	100	100	100	100
Towing Capacity, kg#				
Braked	1,400	1,500	1,500	1,500
Unbraked	740	750	750	750
Towbar Load Limit, kg	75	75	75	75
	Crewvan	Crewvan		
	TSI220 DSG	TDI320 DSG		
Weights - Crewvan				
Gross Vehicle Weight (GVM), kg	2,350	2,450		
Unladen Mass, kg	1,617	1,691		
Payload, kg	733	759		
Front / Rear axle load limit, kg	1,150 / 1,150	1,220 / 1,150		
Roof Load, kg	100	100		
Towing Capacity, kg#				
Braked	1,400	1,500		
Unbraked	750	750		
Towbar Load Limit, kg	75	75		

Full vehicle specifications are available at www.volkswagen.com.au

1. The Unladen Mass (UM) includes 10L of fuel, vehicle fluids and no occupants. Figures quoted are for base model vehicles only.

2. Payload figures determined by subtracting 'Unladen Weight' from total 'Gross Vehicle Mass' (GVM). A vehicle's final payload, given the different configurations, can only be determined by weighing the individual vehicle and comparing to the known GVM. Figures quoted are for base model vehicles only.

#When fitted with Volkswagen Genuine Tow Bar. Towing capacities are applicable to Volkswagen Genuine Accessory Tow Bar. Towing capacity figures are maximum figures and actual towing capacity depends on factors including the laden mass of the vehicle, driving conditions and fitment of any accessories. Volkswagen Group Australia does not endorse or will not be held liable for any claim, loss or damage arising from the use or fitment of electronic trailer brakes.

Technical Data - Caddy Cargo

Dimensions in mm¹⁾

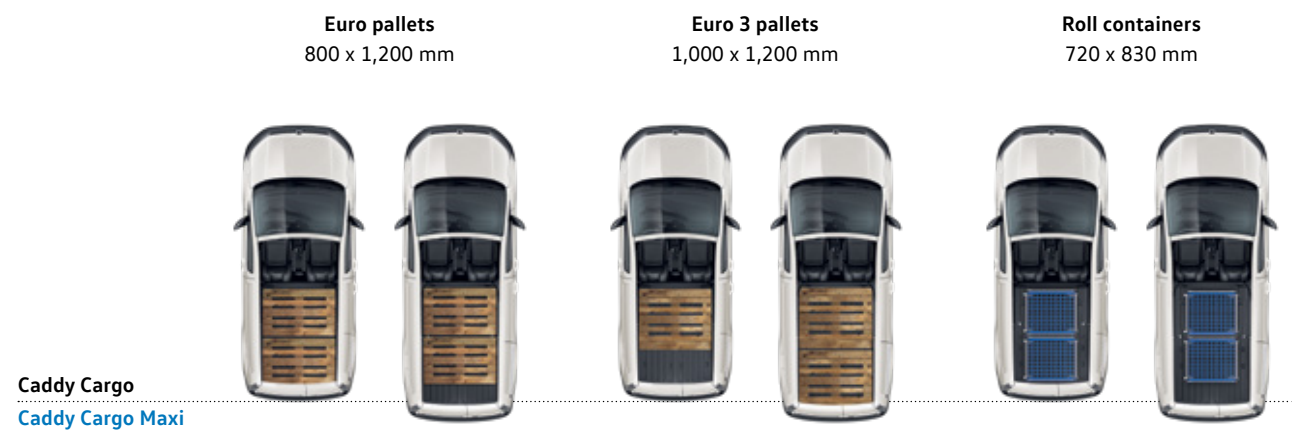
■ Caddy Cargo

■ Caddy Cargo Maxi

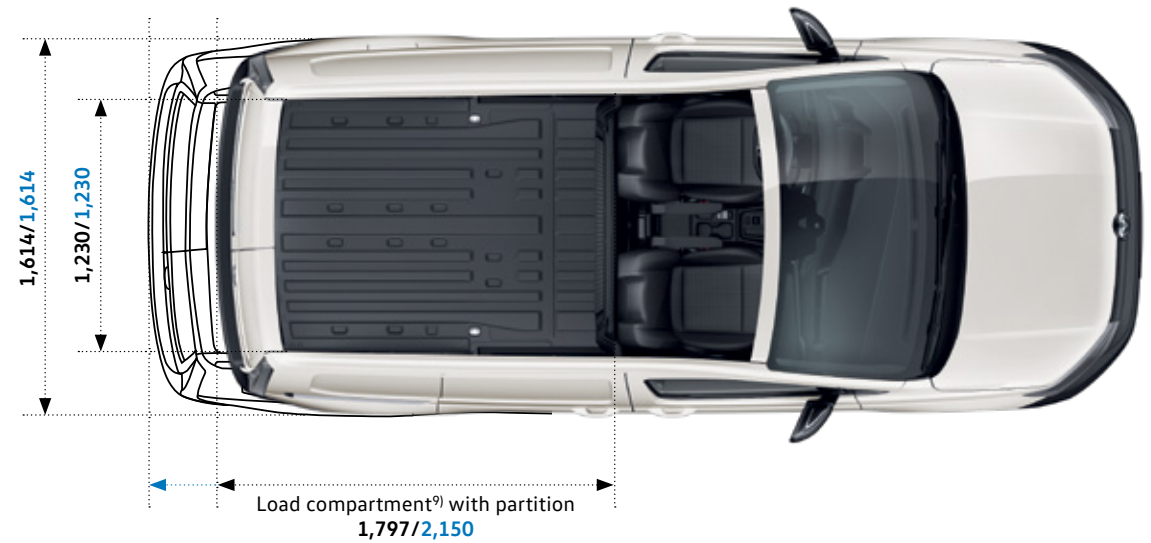


Dimensions ¹⁾	Caddy Cargo	Caddy Cargo Maxi
Load compartment		
Volume ²⁾ in m ³	3.1	3.7
Width x height in mm	1,614 x 1,272 ³⁾	1,614 x 1,275 ⁴⁾
Sliding door		
Width x height in mm	695 ⁵⁾ /703 x 1,096	836 ⁵⁾ /846 x 1,096
Rear wing door		
Width x height in mm	1,234 x 1,122	1,234 x 1,122
Tailgate		
Width x height in mm	1,234 x 1,130 ⁶⁾	1,234 x 1,130 ⁶⁾
Turning circle		
in mm	11,400	12,100


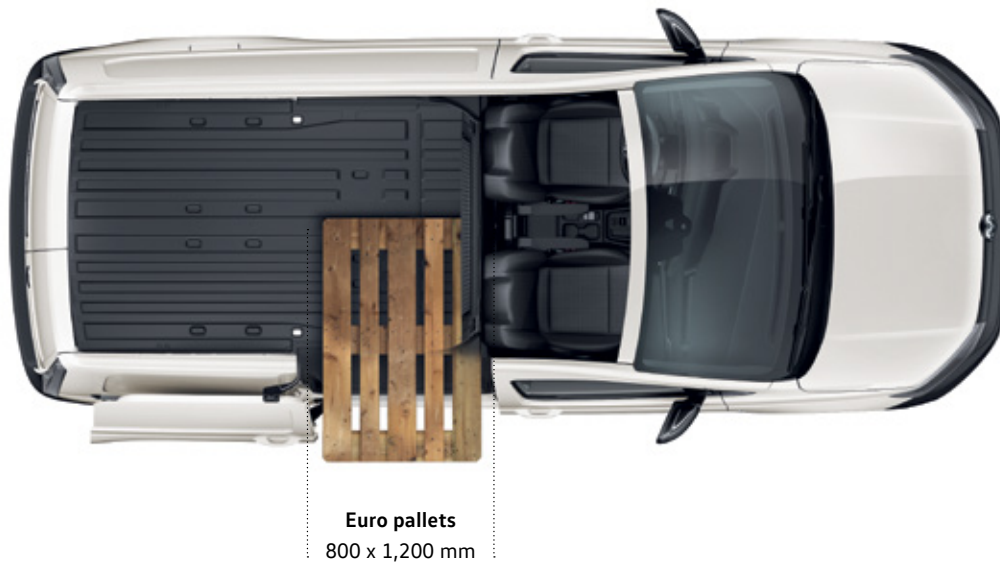
Load capacity in the Caddy Cargo panel van



1) Please note that these are approximate values and dimensions may vary due to manufacturing tolerances. 2) In accordance with VDA /SAE measuring method. 3) Maximum load compartment height. Loading height without floor covering 1,259 mm. 4) Maximum load compartment height. Loading height without floor covering 1,264 mm. 5) With partition. 6) With roof aerial. 7) The permitted payload varies depending on equipment. 8) The maximum trailer weight varies depending on the engine. 9) Measured at the floor height of the vehicle. Illustrations include option at extra charge.



Wider Maxi sliding door (836⁵⁾/846 x 1,095 mm) for Caddy Cargo Maxi¹⁾



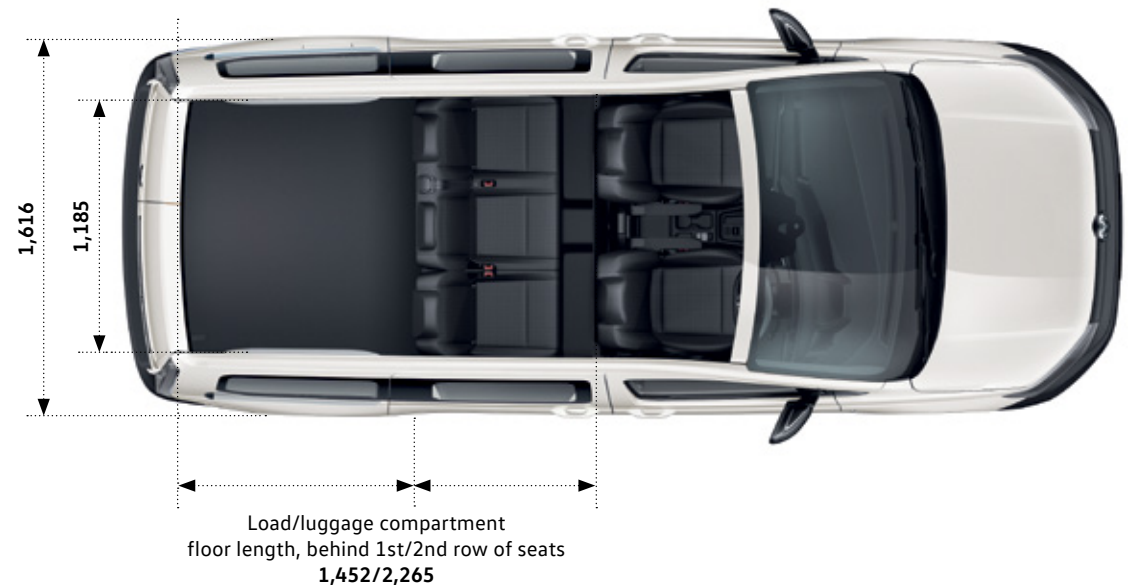
Technical Data - Crewvan

Dimensions in mm¹⁾

■ Caddy Crewvan



Dimensions	Caddy Crewvan
Load compartment	
Volume ²⁾ in m ³	
Behind 1 st row of seats (2 nd row of seats removed)	3.1
Behind 2 nd row of seats	1.7
Sliding door	
Width x height in mm	844 x 1,072
Rear wing door	
Width x height in mm	1,185 x 1,098
Tailgate	
Width x height in mm	1,234 x 1,130
Turning circle	
mm	12.1



1) Please note that these are approximate values and dimensions may vary due to manufacturing tolerances. 2) In accordance with VDA /SAE measuring method.

Features and Specifications

Safety and Security	Cargo TSI220 Manual	Cargo TSI220 DSG	Cargo TDI280 Manual	Cargo TDI320 DSG	Cargo Maxi TSI220 Manual	Cargo Maxi TSI220 DSG	Cargo Maxi TDI280 Manual	Cargo Maxi TDI320 DSG	Crewvan TSI220 DSG	Crewvan TDI320 DSG
Airbags										
Driver and front passenger airbags	●	●	●	●	●	●	●	●	●	●
Driver's knee airbag	●	●	●	●	●	●	●	●	●	●
Driver and front passenger side airbags	●	●	●	●	●	●	●	●	●	●
Curtain Airbags, driver and front passenger	●	●	●	●	●	●	●	●	●	●
Curtain Airbags, 2nd row of seats	—	—	—	—	—	—	—	—	●	●
Seat belts										
3-point seat belts with height adjustment and belt tensioners for driver and front passenger	●	●	●	●	●	●	●	●	●	●
3-point seat belts in 2nd row of seats, outer seats with seat belt tensioners	—	—	—	—	—	—	—	—	●	●
Seat belt warning signal and warning light for driver and front passenger seats	●	●	●	●	●	●	●	●	●	●
Seat belt warning signal and warning light for rear passenger seats	—	—	—	—	—	—	—	—	●	●
Child Restraints										
Child seat top tether anchorage points (3 x 2nd row of seats)	—	—	—	—	—	—	—	—	●	●
ISOFIX child seat anchorage points (2 x 2nd row outer seats)	—	—	—	—	—	—	—	—	●	●
Brakes and Traction Control										
Automatic Post-Collision Braking System	●	●	●	●	●	●	●	●	●	●
Adaptive Electronic Stabilisation Programme (ESP)	●	●	●	●	●	●	●	●	●	●
Anti-Lock Braking System (ABS)	●	●	●	●	●	●	●	●	●	●
Brake Assist (BA)	●	●	●	●	●	●	●	●	●	●
Traction Control System (TCS)	●	●	●	●	●	●	●	●	●	●
Electronic Differential Lock (EDL)	●	●	●	●	●	●	●	●	●	●
Hill Hold Assist	●	●	●	●	●	●	●	●	●	●
Electronic parking brake with Auto Hold function	●	●	●	●	●	●	●	●	●	●
Driver Assistance Technology										
Auto. Emergency Braking Front Assist with Pedestrian and Cyclist Monitoring	●	●	●	●	●	●	●	●	●	●
Advanced driver attention & drowsiness monitor	●	●	●	●	●	●	●	●	●	●
Cruise Control, including speed limiter	●	●	●	●	●	●	●	●	—	—
Adaptive Cruise Control ACC (with follow to stop for dual clutch transmission DSG) incl. speed limiter	—	●	—	●	—	●	—	●	●	●
Front and Rear Park Distance Control	●	●	●	●	●	●	●	●	●	●
Rear View Camera system (RVCS)	●	●	●	●	●	●	●	●	●	●
Park Assist with Park Distance Control In Front and Rear	—	●	—	●	—	●	—	●	●	●
Rear Cross Traffic Alert	●	●	●	●	●	●	●	●	●	●
Lane change system Side Assist with Blind Spot Monitor and Rear Traffic Alert	●	●	●	●	●	●	●	●	●	●
Lane keeping system Lane Assist with counter steering assistance	●	●	●	●	●	●	●	●	●	●
Oncoming Vehicle Braking When Turning	●	●	●	●	●	●	●	●	●	●
Comfort Drive Travel Assist with Emergency Assist	—	●	—	●	—	●	—	●	●	●

* Safety technologies are designed to assist the driver, but should not be used as a substitute for safe driving practices.

● Standard equipment ● Optional equipment — Not Available

Exterior Equipment / Styling (continued)	Cargo TSI220 Manual	Cargo TSI220 DSG	Cargo TDI280 Manual	Cargo TDI320 DSG	Cargo Maxi TSI220 Manual	Cargo Maxi TSI220 DSG	Cargo Maxi TDI280 Manual	Cargo Maxi TDI320 DSG	Crewvan TSI220 DSG	Crewvan TDI320 DSG
Body Enhancements										
Grey bumpers	●	●	●	●	●	●	●	●	●	●
Body coloured bumpers	●	●	●	●	●	●	●	●	●	●
Black painted exterior mirror housings, body-coloured door handles and silver sliding door rail	●	●	●	●	●	●	●	●	●	●
Preparation for roof rails/roof racks	●	●	●	●	●	●	●	●	●	●
Roof rails in black	●	●	●	●	●	●	●	●	●	●
Trailer hitch preparation	●	●	●	●	●	●	●	●	●	●
Windows										
Power windows with comfort operation and circuit breaker (front)	●	●	●	●	●	●	●	●	●	●
Heat-insulating windshield made of laminated glass	●	●	●	●	●	●	●	●	●	●
Heat-insulating glass (green)	●	●	●	●	●	●	●	●	●	●
Windshield wiper intermittent control with light sensor	●	●	●	●	●	●	●	●	●	●
Windshield wiper intermittent control with light and rain sensor	●	●	●	●	●	●	●	●	●	●
Rear window wiper and washer system with intermittent control	●	●	●	●	●	●	●	●	●	●
Side window (fixed) in sliding door, left	●	●	●	●	●	●	●	●	●	●
Side window (fixed) in sliding door/load/passenger compartment, right	●	●	●	●	●	●	●	●	●	●
Side windows (fixed) in load/passenger, rear left	●	●	●	●	●	●	●	●	●	●
Side windows (fixed) in load/passenger, rear right	●	●	●	●	●	●	●	●	●	●
Wheels and Tyres										
Metallic / Pearl Effect paint finish	●	●	●	●	●	●	●	●	●	●
Wheels and Tyres										
4 x 16" black steel wheels with full silver wheel trim - with 205/60 R 16 tyres	●	●	●	●	—	—	—	—	—	—
4 x 16" Wien alloy wheel in brilliant silver - with 205/60 R 16 tyres	●	●	●	●	—	—	—	—	—	—
4 x 17" black steel wheels with full silver wheel trim - with 215/55 R 17 tyres	—	—	—	—	●	●	●	●	●	●
4 x 17" Baharona alloy wheel in brilliant silver - with 215/55 R 17 tyres	●	●	●	●	●	●	●	●	●	●
4 x 17" Colombo alloy wheel in glossy black - with 215/55 R 17 tyres	—	—	—	—	—	—	—	—	●	●
Full size steel spare wheel with original tyre	●	●	●	●	●	●	●	●	●	●
Full size alloy spare wheel with original tyre	●	●	●	●	●	●	●	●	●	●
Tool kit with vehicle jack	●	●	●	●	●	●	●	●	●	●
Comfort and Convenience										
Air conditioning										
Front air conditioning system, climatic manual	●	●	●	●	●	●	●	●	●	●
Air Care Climatronic with 2-zone automatic climate control with allergen filter	—	—	—	—	—	—	—	—	●	●
Floor Covering										
Rubber floor covering in cab	●	●	●	●	●	●	●	●	●	●
Rubber floor covering in load/passenger compartment	●	●	●	●	●	●	●	●	●	●

*Safety technologies are designed to assist the driver, but should not be used as a substitute for safe driving practices.

● Standard equipment ● Optional equipment — Not Available

Comfort and Convenience (continued)	Cargo TSI220 Manual	Cargo TSI220 DSG	Cargo TDI280 Manual	Cargo TDI320 DSG	Cargo Maxi TSI220 Manual	Cargo Maxi TSI220 DSG	Cargo Maxi TDI280 Manual	Cargo Maxi TDI320 DSG	Crewvan TSI220 DSG	Crewvan TDI320 DSG
In-Car Entertainment and Technology										
<u>Radio Composition Audio System</u> 25.4 cm (10-inch) colour touch display, integrated 2 x USB-C ports in the front centre console, FM radio, Car menu with convenience and service settings, includes display for Park Distance Control* and Rear View Camera*. App-Connect- USB interface for Apple CarPlay®, Android Auto™ and MirrorLink® in dash panel.	●	●	●	●	●	●	●	●	●	●
<u>Discover Media navigation system</u> In addition to the Composition audio system it offers as navigation and local maps.	●	●	●	●	●	●	●	●	●	●
Bluetooth® phone connectivity with contacts display and Bluetooth® audio streaming, operation via touch screen audio unit or Multi-Function Display	●	●	●	●	●	●	●	●	●	●
App-Connect-	●	●	●	●	●	●	●	●	●	●
Comfort Wireless Charging	●	●	●	●	●	●	●	●	●	●
Wireless App-Connect-	●	●	●	●	●	●	●	●	●	●
Digital radio reception (DAB+)	●	●	●	●	●	●	●	●	●	●
Speakers	4	4	4	4	4	4	4	4	6	6
Instrumentation										
<u>Multifunction Digital Cockpit Pro</u> 10 inch high-resolution colour display operated via the touch display of the infotainment system and via the leather-covered multifunction steering wheel can be used to scroll through the playlists, view navigation maps or set the safety distance of the Adaptive Cruise Control ACC	●	●	●	●	●	●	●	●	●	●
Interior Lighting										
LED Reading lights, front	●	●	●	●	●	●	●	●	●	●
2 x LED Roof light in load compartment	●	●	●	●	●	●	●	●	—	—
5 x LED Roof light in load/passenger compartment	—	—	—	—	—	—	—	—	●	●
Load Compartment										
Lashing rings for load restraint	●	●	●	●	●	●	●	●	●	●
Side trim panels	●	●	●	●	●	●	●	●	●	●
Partition (high) with window and grille	●	●	●	●	●	●	●	●	—	—
12-volt socket	●	●	●	●	●	●	●	●	●	●
Steering Wheel										
3 spoke leather covered flat bottom steering whee	●	●	●	●	●	●	●	●	●	●
Audio, telephone, cruise control and Multi-Function Display controls mounted on steering wheel	●	●	●	●	●	●	●	●	●	●
Steering wheel height and tilt adjustment	●	●	●	●	●	●	●	●	●	●

*Safety technologies are designed to assist the driver, but should not be used as a substitute for safe driving practices.

~App-Connect is compatible for selected apps with the latest smartphone versions of iOS and Android, active data service, connection cable (sold separately).

Wireless App-Connect is available with the optional Discover Media navigation system.

● Standard equipment ● Optional equipment — Not Available

Comfort and Convenience	Cargo TSI220 Manual	Cargo TSI220 DSG	Cargo TDI280 Manual	Cargo TDI320 DSG	Cargo Maxi TSI220 Manual	Cargo Maxi TSI220 DSG	Cargo Maxi TDI280 Manual	Cargo Maxi TDI320 DSG	Crewvan TSI220 DSG	Crewvan TDI320 DSG
Storage										
Centre console with 2 cup holders and additional storage areas	●	●	●	●	●	●	●	●	●	●
Centre console armrest and storage	–	–	–	–	–	–	–	–	●	●
Roof shelf above front seats	●	●	●	●	●	●	●	●	●	●
Front door pockets	●	●	●	●	●	●	●	●	●	●
Front sun visors with ticket holder	●	●	●	●	●	●	●	●	●	●
Illuminated glove compartment with lockable lid	●	●	●	●	●	●	●	●	●	●
Central upper storage compartment above driver and front passenger headspace (open)	●	●	●	●	●	●	●	●	●	●
Open storage compartment in front of windscreen and above glovebox	●	●	●	●	●	●	●	●	●	●
Open storage compartment in front of gear lever	●	●	●	●	●	●	●	●	●	●
Ashtray, portable	●	●	●	●	●	●	●	●	●	●
Mirrors										
Exterior mirrors, power-adjustable, heated and power-folding	●	●	●	●	●	●	●	●	●	●
Dimming breakaway interior rear view mirror	●	●	●	●	●	●	●	●	●	●
Auto dimming breakaway interior rear view mirror	●	●	●	●	●	●	●	●	●	●
Power steering										
Servotronic (electro-mechanical speed-sensitive power steering)	●	●	●	●	●	●	●	●	●	●
Seating										
Height adjustment for driver and front passenger seats	●	●	●	●	●	●	●	●	–	–
Front seats with height adjustment, seat cushion tilt and depth adjustment for driver and front passenger seats	–	–	–	–	–	–	–	–	●	●
Lumbar support (manually adjustable) for driver and front passenger seats	●	●	●	●	●	●	●	●	–	–
4-way power-adjustable lumbar support for driver and front passenger seats	–	–	–	–	–	–	–	–	●	●
Seat heater for driver and front passenger seats	●	●	●	●	●	●	●	●	●	●
3 Seats (2 bench and single seat) in 2nd row of seats (folding, folding/tipping, removable)	–	–	–	–	–	–	–	–	●	●
Cloth seat upholstery, Double Grid pattern	●	●	●	●	●	●	●	●	●	●
Leatherette seat upholstery, Pure Diamond pattern	●	●	●	●	●	●	●	●	–	–
Grab handles for driver and front passenger	●	●	●	●	●	●	●	●	●	●
Bodybuilder Items										
Air Conditioning, Batteries and Alternators										
Stronger Battery and stronger Alternator	●	●	●	●	●	●	●	●	●	●
Function control module	●	●	●	●	●	●	●	●	●	●
Preparation for second battery	●	●	●	●	●	●	●	●	●	●

#Leather appointed seats has a combination of genuine and artificial leather, but are not wholly leather.

Optional Packages	Cargo TSI220 Manual	Cargo TSI220 DSG	Cargo TDI280 Manual	Cargo TDI320 DSG	Cargo Maxi TSI220 Manual	Cargo Maxi TSI220 DSG	Cargo Maxi TDI280 Manual	Cargo Maxi TDI320 DSG	Crewvan TSI220 DSG	Crewvan TDI320 DSG
Lights & Vision package										
Auto-dimming breakaway interior rearview mirror										
Separate daytime running light with automatic headlight control and Coming Home feature (automatic)	●	●	●	●	●	●	●	●	●	●
Windshield wiper intermittent control with light and rain sensor										
Winter package										
Heated washer nozzles in front	●	●	●	●	●	●	●	●	●	●
Seat heater for seats in cab, left and right, separately controllable										
Winter Package Plus										
Heat-insulating windshield made of laminated glass, heated										
Heated washer nozzles in front	—	—	—	—	—	—	—	—	●	●
Seat heater for seats in cab, left and right, separately controllable										
Window package for Caddy Cargo with rear wing doors										
Fixed side window in load/passenger compartment left										
Fixed side window in load/passenger compartment right										
Fixed side window in passenger compartment front left										
Fixed side window in passenger compartment front right	●	●	●	●	—	—	—	—	—	—
Heated rear window										
Rear window wiper and washer system with intermittent control										
Rear wing doors with window apertures, asymmetric split										
Window package for Caddy Cargo with tailgate										
Fixed side window in load/passenger compartment left										
Fixed side window in load/passenger compartment right										
Fixed side window in passenger compartment front left										
Fixed side window in passenger compartment front right	●	●	●	●	—	—	—	—	—	—
Heated rear window										
Rear window wiper and washer system with intermittent control										
Tailgate with window										
Navigation system "Discover Media" with 10-inch color touch screen										
Illuminated glove compartment with lockable lid										
Radio "Ready to Discover" with 10-inch colour touch screen, with navigation system preparation	●	●	●	●	●	●	●	●	●	●
Navigation System										

*Safety technologies are designed to assist the driver, but should not be used as a substitute for safe driving practices.

Optional Packages	Cargo TSI220 Manual	Cargo TSI220 DSG	Cargo TDI280 Manual	Cargo TDI320 DSG	Cargo Maxi TSI220 Manual	Cargo Maxi TSI220 DSG	Cargo Maxi TDI280 Manual	Cargo Maxi TDI320 DSG	Crewvan TSI220 DSG	Crewvan TDI320 DSG
LED Lighting Package										
Dynamic headlight range control	●	●	●	●	●	●	●	●	●	●
LED main headlamps with LED separate daytime running light										
Poor weather light and cornering light (LED technology)										
Assistance Package Plus										
Adaptive cruise control										
Exterior mirrors, power-adjustable, heated and power-folding	—	●	—	●	—	●	—	●	—	—
Lane change system Side Assist incl. Blind Spot Monitor and Rear Traffic Alert										

*Safety technologies are designed to assist the driver, but should not be used as a substitute for safe driving practices.



5 years Unlimited Kilometre Warranty

At Volkswagen, we pride ourselves on the highest quality standards that come with German engineering.

We back this commitment with a 5 year unlimited kilometre warranty on all new Volkswagen vehicles¹.



1 year Roadside Assist

Every new Volkswagen petrol, diesel, and plug-in hybrid vehicle comes with a 1 year Roadside Assist membership².

That's 24 hour roadside assistance, emergency accommodation, car rental and towing as well as property and other assistance, all included for added peace of mind.



Volkswagen Care Plans

Volkswagen petrol, diesel and plug-in hybrid vehicles are eligible for a Volkswagen Care Plan, covering your first 3 or 5 scheduled services, providing you savings off the total Assured Service Pricing RRP across a wide range of models. It's convenient, hassle-free scheduled servicing easily available for purchase at your local Volkswagen Dealer.



Assured Service Pricing

Assured Service Pricing⁴ gives you the comfort to know the cost of your first 5 scheduled services, when servicing your vehicle at any authorised Volkswagen dealership.

Our Volkswagen dealers have access to the latest diagnostic equipment and tools. Plus, they use Volkswagen Genuine Parts[®] to ensure your Volkswagen stays a Volkswagen.

1. Conditions and exclusions apply, see <https://www.volkswagen.com.au/en/owners-service/warranty.html>. Your rights under this warranty are provided in addition to, and in some cases overlap with, consumer guarantees under the Australian Consumer Law and do not limit or replace them.

2. Volkswagen Assist (Roadside Assistance) Conditions and exclusions apply, see <https://www.volkswagen.com.au/en/owners-service/service-repairs-parts/roadside-assist.html>.

3. Volkswagen Care Plans are available for purchase at <https://www.volkswagen.com.au/en/owners-service/service-repairs-parts/care-plans.html> or from participating authorised Volkswagen Dealers for Eligible Vehicles and cover standard items as contained in each scheduled service interval only. The service intervals occur every 15,000 km/12 months (whichever occurs first) for all models except:

a) MY18 to current Crafter vehicles and MY21 and MY22 Amarok vehicles, which are scheduled to occur every 20,000 km/12 months (whichever occurs first); and
b) ID. 4, ID. 5 and ID. Buzz which are scheduled to occur every 30,000 km/24 months (whichever occurs first).

These Care Plans can only be purchased prior to the first scheduled service and up to 22,500 km/15 months (whichever occurs first) for all models except:

a) MY18 to current Crafter vehicles and MY21 and MY22 Amarok vehicles which are 30,000 km/15 months (whichever occurs first); and
b) ID. 4, ID. 5 and ID. Buzz which are 37,500 km/27 months (whichever occurs first).

The timeframe takes effect from the New Vehicle Warranty start date. Discount structure varies by model. For details of what is not included in a scheduled service, please refer to the program terms and conditions.

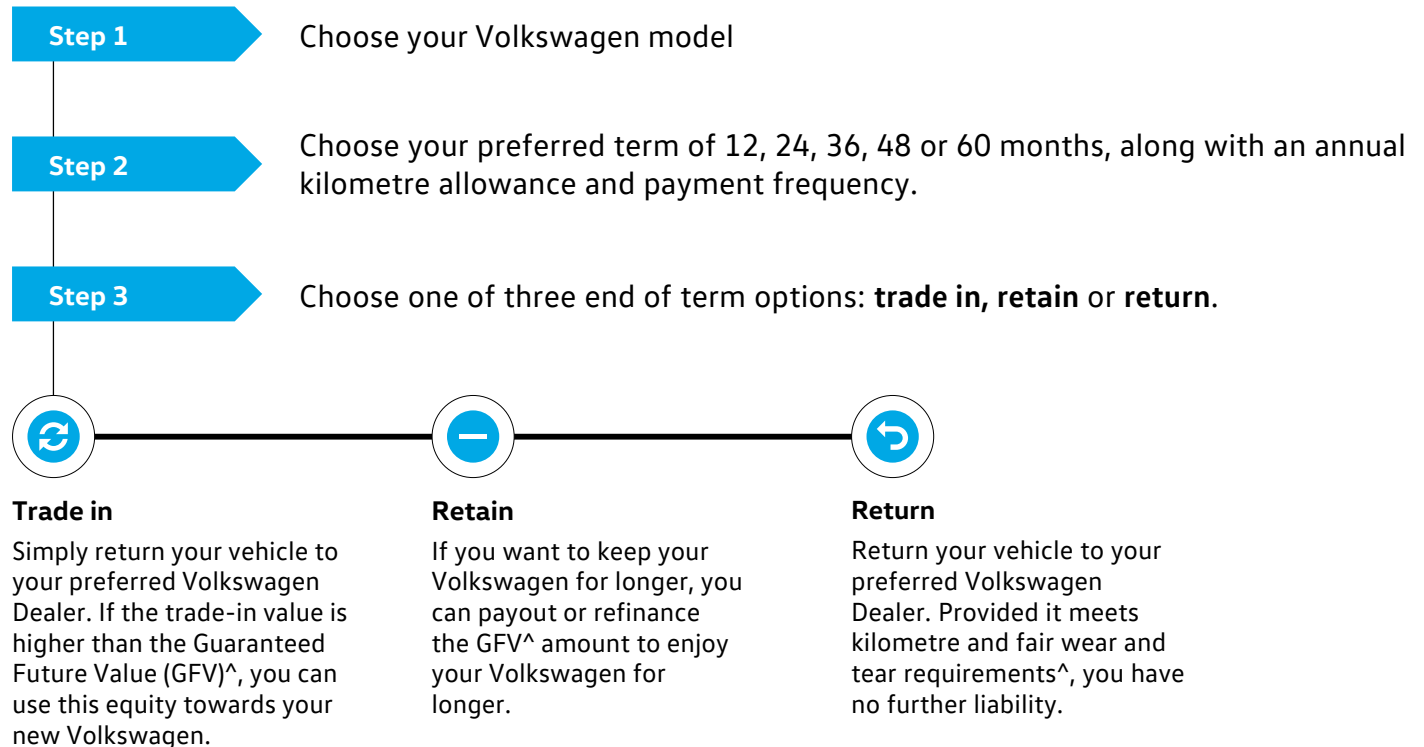
4. Volkswagen Assured Service Pricing is current as at the date the customer obtains a price from the Volkswagen Service Pricing Guide or from a participating authorised Volkswagen dealer and is subject to change without notice. Customers are advised to confirm current pricing on the Volkswagen Service Pricing Guide or with an authorised Volkswagen dealer on the day of each scheduled service. Volkswagen Assured Service Pricing applies to the cost of standard items in each of the first 5 standard scheduled services of your vehicle which are scheduled to occur at every 15,000 km/12 month interval (whichever occurs first) or for MY18 to current Crafter vehicles and MY21 and MY22 Amarok vehicles, every 20,000kms/12 month interval (whichever occurs first) or for ID. 4, ID. 5 and ID. Buzz, every 30,000 km/24 months (whichever occurs first). Exclusions and conditions apply. For more details on the eligible models, pricing, items not included and for full terms and conditions, please see <https://www.volkswagen.com.au/app/locals/service-pricing-guide>. Volkswagen Australia reserves the right to at any time modify or discontinue the Volkswagen Assured Service Pricing program.

Volkswagen Choice[^]

Guarantee the minimum future value[^] of your Volkswagen

Fortunately, there are still some guarantees in life. Volkswagen Choice[^] is our Guaranteed Future Value[^] program, a flexible finance solution that provides you with the assurance of knowing exactly what the minimum future value[^] of your vehicle will be at the end of your loan. Once your loan ends, you have the option to trade in, retain or return your vehicle.

Whether you are selecting your new Volkswagen for business or personal use, you choose your preferred loan term, along with an annual kilometre allowance and payment frequency that best suits your requirements. Enjoy the confidence that comes from having locked in a minimum future value[^] up front, and knowing that, as long as the vehicle is in good condition, has met the agreed kilometre usage and is undamaged – you and your business will never be out of pocket when trading your vehicle in to cover the final payment.



[^]For approved applicants of Volkswagen Financial Services (VFS) ABN 20 097 071 460, Australian Credit Licence 389 344. Volkswagen Choice has a Guaranteed Future Value (GFV) which is the minimum value of your vehicle at the end of your finance contract as determined by VFS. If you decide to return your vehicle to VFS at the end of your term, VFS will pay you the agreed GFV, which will be put against your final payment subject to fair wear and tear conditions and agreed kilometres being met. At the end of your term, you can elect to (1) trade-in; (2) return; or (3) retain the vehicle by paying the GFV owed to VFS at the end of the loan term after all repayments have been made. You will be liable for any loan contract deficit and additional charges apply if you exceed the nominated kilometre allowance and/or the vehicle is not in an acceptable condition. Available on new and demonstrator Volkswagen vehicles for selected models. Contact your nearest Volkswagen Dealer to check eligible vehicles for this program. To see if this product is right for you, please see our Target Market Determination on our website and/or seek independent advice. Subject to a credit assessment and VFS lending criteria. Fleet, government, rental and used car buyers, hire car and chauffeur companies excluded.



Image shown for illustrative purposes only and varies from standard specification. Caddy Cargo Shown is a SWB variant with optional 16 Inch Alloy Wheels "Vienna", Black Roof Rails, Body Coloured Bumpers, Black Painted Exterior Mirror Housings, Body-Coloured Door Handles and Silver Sliding Door Rail, LED Main Headlamps with LED Separate Daytime Running Light and Driver's Side Sliding Door.

The Caddy Cargo

Volkswagen Group Australia Pty Ltd
895 South Dowling St Zetland NSW 2017
ABN 14 093 117 876

Printed in Australia
February 2025
www.volkswagen.com.au

Publication: VWCCADCARMY25

Important information

Apple CarPlay® is a registered trade mark of Apple Inc. Android Auto™ is a registered trade mark of Google Inc. MirrorLink® is a registered trade mark of Car Connectivity Consortium LLC. Bluetooth® is a registered trade mark of Bluetooth SIG Inc.

Volkswagen is distributed by Volkswagen Group Australia Pty Ltd (ABN 14 093 117 876) of 895 South Dowling St Zetland NSW 2017. Specifications are as planned at February 2025, for Model Year 2025 and are subject to change without notice or obligation. All information in this brochure are correct at the time of publication, however variations may occur from time to time and Volkswagen, in so far as it is permitted by law to do so, shall not be liable in any way as a result of any reliance by any person on anything contained in this brochure. Authorised Volkswagen Dealers will provide up-to-date information on model application, design feature, prices, and availability on request.

Your Volkswagen Dealer.