

 SUZUKI

VITARA





TIME TO PLAY

Why shouldn't every drive be a chance to have some fun?

With great performance on-and off-road; eye-catching design and all of today's advanced technology, more than ever it's time to play. City convenience or SUV lifestyle, the Vitara is ready to go. So go on and enjoy it.



FREEDOM TO ADVENTURE

Suzuki pioneered the Compact SUV. Now this generation Vitara takes it to another level. It gives you the choice of 1.6 litre power or turbo-charged performance—both impressively economical. Optional ALLGRIP 4WD captures authentic Suzuki SUV-genes, enhancing driving enjoyment with maximum grip at all times.



Turbo ALLGRIP 4WD model shown.



TURBO PERFORMANCE

With turbo power on call, you can dial up the excitement. Available in 2WD or 4WD, the 1.4-litre Boosterjet direct-injection turbo engine adds an extra charge of power for an even more dynamic drive yet delivers outstanding fuel economy of 5.9L/100km*. A responsive 1.6 litre engine is also available with fuel consumption of just 5.8L/100km**.



*ADR 81/02 results for 2WD turbo automatic transmission. **ADR 81/02 results for 2WD manual transmission.



1 1.4 BOOSTERJET engine

The compact 1.4 BOOSTERJET direct-injection turbo engine enhances the torqueful driving of the Vitara. The inter-cooled turbocharger forces pressurised air into the cylinders and enables the engine to maximise torque in the low engine rev range, even at 2500rpm. Moreover, the wastegate valve controls turbo boost pressure by opening or closing the gate, dramatically quickening response and lowering fuel consumption. The direct-injection system further enhances fuel efficiency by optimising control of the amount, timing and pressure of injected fuel in direct fuel injection. In addition, a short port intake manifold and exhaust manifold integrated with cylinder head allow for a light, compact engine design and faster acceleration.

2 1.6-litre petrol engine

With torque performance through all gears from low to high, this engine produces powerful driving on city roads as well as winding lanes. Furthermore, the reduced friction and weight in the engine and associated parts ensure outstanding fuel economy.

3 5-speed manual transmission (for 1.6-litre petrol engine)


The gear ratio settings are designed for both fuel economy and driving performance. Furthermore, various innovations have been incorporated to optimise the shift and create a smooth feel. Increased rigidity of the transmission case suppresses noise and vibration.

4 6-speed automatic transmission (for 1.6-litre petrol and 1.4 BOOSTERJET engine)

With enlarged gear ratio widths for all gears, the 6-speed automatic transmission offers excellent acceleration, even from standing starts, and enhances fuel economy in high-speed cruising. An integrated cooler heightens automatic transmission fluid cooling performance, further contributing to enhanced fuel efficiency.

5 Paddle shift (for 6-speed automatic transmission)

Gear changes can be made quickly and easily using the paddle shifts installed behind the steering wheel, making driving enjoyable and sporty like with a manual transmission.



ALLGRIP 4 WHEEL DRIVE

Regardless of the surface on or off-road, outstanding grip is there to enjoy. Sophisticated and smart, the ALLGRIP 4WD system enables extended SUV capability along with enhanced performance. The Vitara handles every situation with reassuring ease.





ALLGRIP SELECT

ALLGRIP system

"A vehicle that can take on rough roads and go places that cars couldn't go in the past." With this philosophy, our first four-wheel drive model was developed in 1970. This was the start of ALLGRIP, Suzuki's renowned four-wheel drive technology. Our 4WD technology has been refined to provide drivers with even more excitement, pleasure and reassurance. With ALLGRIP in your Vitara, you can expand your range of activities and enhance your diverse lifestyles.

Four driver-selectable modes

Choose your driving mode from the 4WD driving modes (auto, sport, snow and lock), using a simple push-and-turn dial on the centre console. The multi-information colour display in the centre of the meter cluster informs you about the current ALLGRIP drive mode in operation.



Auto Mode

Prioritises fuel economy in typical driving conditions and switches to 4WD when detecting slippage.

Sport Mode

Improves cornering performance by allocating more torque to the rear wheels. For a better engine response, it optimises the accelerator/torque characteristics.


Snow Mode

Optimal for snowy, unpaved and other slippery surfaces as it enhances traction during acceleration and promotes stability.

Lock Mode

For extricating the vehicle from snow, mud, or sand, the system apportions more torque to the rear wheels. The ESP[®] and other control technologies are optimised to get the car free. Lock mode automatically switches to Snow mode at speeds over 60 km/h.

*ESP[®] is a registered trademark of Daimler AG.



Hill descent control

When the vehicle is travelling down a steep downward slope and engine braking is not sufficient to slow the vehicle, hill descent control applies the brakes and keeps the vehicle at certain low speeds. This allows the driver to concentrate on steering. (ALLGRIP models only).



STRONGER. BOLDER. STYLED FOR ANY OCCASION.

Get ready for style defined by strength and energy. The Vitara's confident look makes an eye-catching entrance. A high-profile grille, sporty alloy wheels and LED headlamps* are just some of the superb details. Choose exciting two-tone exterior colours, and the Vitara stands out even further.

Inside you can add bold interior trim colours and even more accessories. Mix and match colours and designs to suit your taste, and make your Vitara as individual as you are. Ask your Suzuki Dealer to show you the complete range of genuine accessories.



EXPRESSIVE EXTERIOR



1 LED headlamps

Bright LED headlamps are used to conserve energy on low-beam. The blue-coloured projector creates a cool impression. (Turbo models only).

2 LED daytime running lamps and fog lamps

The uniquely designed DRLs (Daytime Running Lamps) feature vertically placed LED's. Fog lamps that are essential for good road visibility in poor weather conditions are also provided.

3 Suzuki's traditional SUV motifs

The essence of Suzuki's design, such as the bold 5-element grille, strong front bumper finished off with stylish chrome accents bring a sleek, modern look to the Vitara.



Wheel design

4 17-inch polished alloy wheels (Turbo model)

5 17-inch painted alloy wheels (Vitara model)





INTELLIGENT INTERIOR

The refined, spacious interior is a special place to be. Advanced features, quality craftsmanship and sporty style feature throughout. A 9-inch multimedia touchscreen integrates satellite navigation and reversing camera, plus connectivity to Apple CarPlay® and Android Auto™. Add digital climate control and comfort is exceptional.

Turbo ALLGRIP 4WD model shown.



1 Premium feel cabin space

Getting into the Vitara is like entering a refined world full of high-quality materials. Offering a space where you find every button, switch and dial in its natural place. Enjoy an interior that you are never quite ready to leave.

2 Soft pad instrument panel

Internal soft pad on the upper instrument panel ensures a premium feel to the cabin space.

3 9" touchscreen display

The audio incorporates a touch-panel display that is as intuitive as a smartphone. Connect your smartphone via Bluetooth® or USB cable to use smartphone applications through the display, which is also equipped with radio and a rear-view reverse camera.




4 4.2" multi-information colour LCD display

An advanced multi-information 4.2-inch colour LCD display occupies the centre of the meter cluster to inform the driver with accurate and reliable data on vehicle behaviour and operation. The dynamic display visually illustrates a wide range of features such as ALLGRIP drive modes, G-force, engine output and torque, and accelerator and brake use, among others. With a wide variety of options to choose from, your ride is never going to be short of fun again.

5 Geometric pattern seats

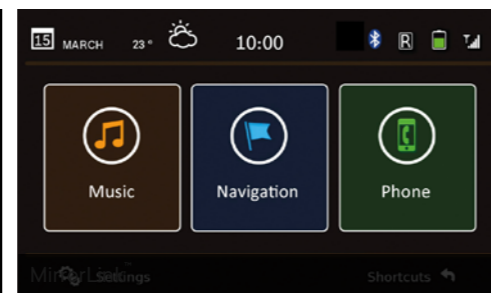

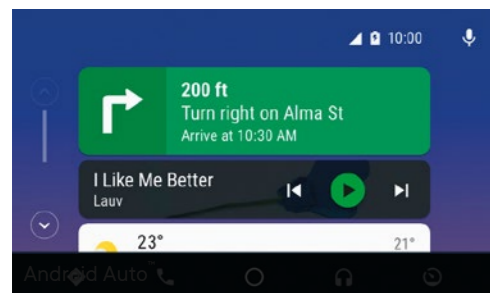
Stylish suede designed front and rear seats ensure maximum support and comfort for both driver and passengers.





STATE-OF-THE-ART CONNECTIVITY

Google Maps operated with Android Auto.™



Infotainment system with smartphone connectivity

A 9-inch touchscreen display enables intuitive operation of multimedia features including audio, hands-free phone, and smartphone integration. The Smartphone Linkage Display Audio works with Apple CarPlay®, Android Auto™ and MirrorLink™. By connecting your compatible iPhone via USB, Apple CarPlay® allows you to make phone calls, access your music, send and receive messages, and get directions all by voice command or a tap on the audio display. Android Auto™ puts Google Maps™, Google™ Search and other Google services at the driver's fingertips in a non-distracting way. MirrorLink™ lets various applications on your smartphone appear on the vehicle's touchscreen display, allowing you to access your smartphone's features.

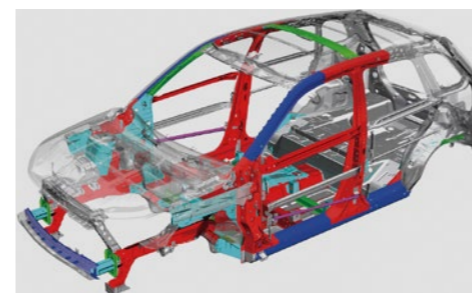
Multifunction steering wheel

The user-friendly multifunction steering wheel gives the driver full control. Within easy reach, radio and Bluetooth® connectivity for smartphone can be controlled. The drive support function for adaptive cruise control is also integrated to ensure maximum comfort and security.



SAFETY TECH

Driving enjoyment is boosted by the confidence of leading safety features. Boasting 6 SRS airbags and ESC (Electronic Stability Control).



TECT body frame

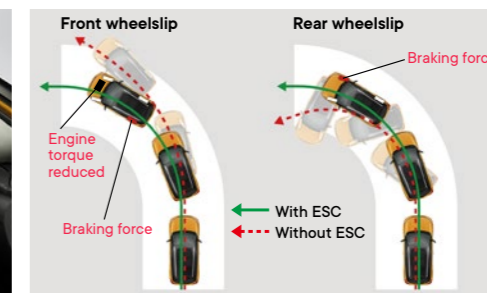
The Vitara's body design centres on Suzuki's TECT concept, resulting in a structure that efficiently absorbs and disperses the energy in the event of a collision.



6 airbags

Driving performance is complemented by protective safety features, including standard SRS airbags for the driver and front passenger, front SRS side airbags that reduce impact to the chest in side collisions and SRS curtain airbags that reduce impact to the head.

Notes: SRS airbags are only effective when seatbelts are used and may not function properly depending on crash conditions. Please refer to the owner's manual for conditions to bear in mind. In an actual crash, SRS curtain airbags and front SRS side airbags inflate only on the side of impact.



ESP®

Should the wheels lose traction, the Electronic Stability Programme ESP® automatically adjusts the engine and brakes to help keep the driver in control.

*ESP® is a registered trademark of Daimler AG.



Front and rear parking sensors

Ultrasonic sensors in the bumpers detect obstacles and issue audio-visual warnings that the driver can see on the multi-information display and hear as a warning sound alert.

*Apple CarPlay is available in the countries listed at the following link: <http://www.apple.com/ios/feature-availability/#applecarplay-applecarplay> *For more details including iPhone models compatible with Apple CarPlay, see: <http://www.apple.com/ios/carplay/> *Apple, Apple CarPlay and iPhone are trademarks of Apple Inc., registered in the U.S. and other countries. *Android Auto is available in the countries listed at the following link: <https://www.android.com/auto/#hit-the-road> *Requires the Android compatible smartphone running Android™ 5.0 Lollipop or higher: <https://support.google.com/androidauto/#6140477> *Android and Android Auto are trademarks of Google LLC. *MirrorLink™ is compatible with the smartphones listed at the following link: <https://cert.mirrorlink.com/ProductListing/> *MirrorLink™ is a registered trademark of the Car Connectivity Consortium LLC.

ENHANCED ASSISTANCE

The already impressive level of safety can be enhanced by advanced preventative safety features*. These include the Advanced Forward Detection System, which integrates technology that can work to anticipate and help avoid an accident.



*Turbo models only.

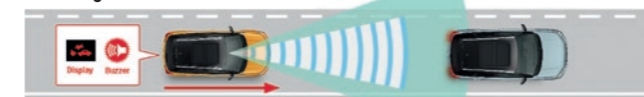
Suzuki Safety Support

The Vitara features Suzuki's advanced forward detection system which uses the combination of a monocular camera and a laser attached to the windscreen. Combining a monocular camera, which excels at mid-to-long distance detection and recognition of such traffic elements as pedestrians and lane markers, and a laser sensor, which excels at short-distance and night-time detection, can achieve superb safety.

Autonomous Emergency Braking (AEB)


When moving, the Vitara uses two sensors—a monocular camera and a laser sensor—to determine if there is a risk of collision with a forward vehicle or pedestrian.

1. Warning



Alerts the driver with an audio warning and visual warning

2. Brake assist



Deploys brake assist to increase braking force if the risk of collision is high and the driver panic brakes

3. Automatic brake



Applies strong automatic braking if the risk of collision increases even more


Lane departure warning

At 60 km/h or faster, the lane departure warning function is designed to predict the path of the vehicle and issue visual (display and indicator) and tactile (vibrating steering wheel) warnings to the driver.



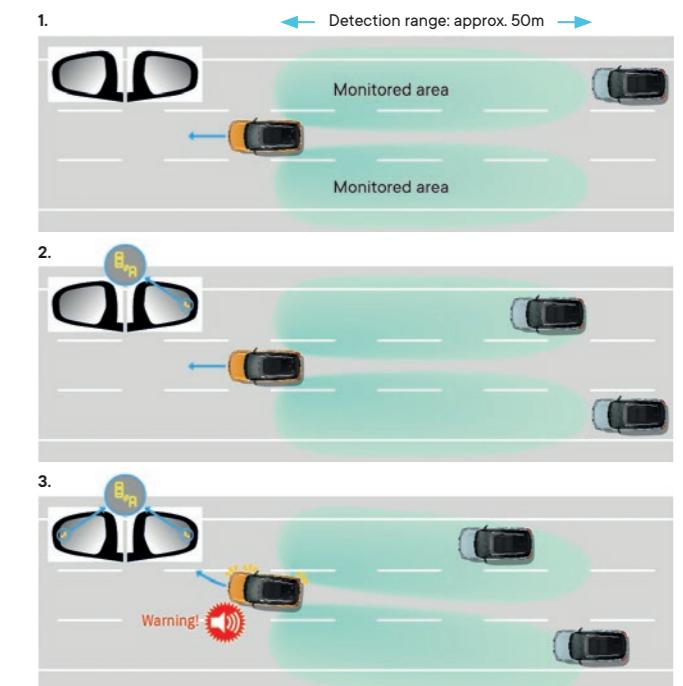
Weaving alert

At 60 km/h or faster, the weaving alert is designed to calculate the driving pattern and issue audio and visual warnings if the vehicle is 'straying' due to driver drowsiness, etc.



Blind spot monitor

Lane changing at speeds above 15 km/h is made safer by two rear mounted side radar sensors capable of detecting vehicles located in or approaching the rear blind spots on either side of the vehicle. When a vehicle is approaching or detected in a rear blind spot, a warning LED icon is illuminated in the relevant exterior mirror. If the driver indicates to change lanes, a flashing LED icon is accompanied by a warning sound alert.



Preventative safety features available on Turbo models only.

PERFECT COMFORT

The Vitara is about more than just great looks. It's got plenty of brains, too. Packed with state-of-the-art technology, driver and passengers can be sure to be assisted, protected and entertained at all times.



Adaptive Cruise Control with Stop & Go*

On top of the Adaptive Cruise Control, the Stop & Go function assists in accelerating and braking for the driver whilst maintaining a safe distance from the vehicle in front. The Adaptive Cruise Control with Stop & Go can even brake the car to a full stop behind a preceding vehicle and provide the driver with additional support, for example in traffic jams.** (Turbo models only).

1. Constant speed control

If there is a sufficient distance from the vehicle ahead, the Vitara travels at the constant set speed.



2. Vehicle follow control

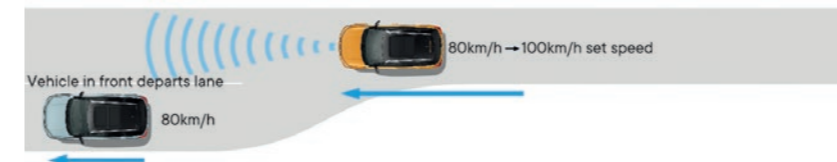
If a slower vehicle is detected ahead, the Vitara automatically adjusts its speed to maintain a sufficient distance from the vehicle while following it.

(Only for ACC with Stop & Go) If the vehicle ahead slows down to a stop, the Vitara automatically decelerates to a stop while maintaining a sufficient distance from the vehicle. If the vehicle ahead starts moving again within two seconds of fully stopping, the Vitara starts moving and following. Otherwise, ACC deactivates and the driver must apply the brakes to keep the Vitara stationary.



3. Acceleration Control

If the vehicle in front departs from the lane and there is a sufficient distance from the next vehicle ahead, the Vitara automatically re-accelerates and keeps the set speed.



Rear-view camera

The display can show the view captured by the rear-view camera, helping to enhance rear-view visibility when moving the vehicle in reverse.



Rear cross traffic alert*

At speeds of up to 8 km/h whilst in reverse, the vehicle uses two rear mounted side radar sensors to assist the driver by alerting them of approaching vehicles on either side of the vehicle when reversing out of car parking spaces. If a vehicle is detected, the driver is given both a visual alert on the multi information display and a warning sound alert. This assists the driver to manoeuvre more safely out of parking spaces where vision is obscured on either or both sides of the vehicle. (Turbo models only).



* There is a limit to the ability of a monocular camera and laser sensor to detect obstacles, lanes and traffic signs. Please do not rely on this system alone to ensure safety. Always drive safely.
** Vehicle-to-vehicle distance varies depending on vehicle speed. *** Adaptive Cruise Control with Stop & Go will be cancelled and brake will be released after 2 seconds from full stop.

EVERYDAY FUNCTIONALITY

All the right features in all the right places. The Vitara meets your everyday needs for comfort, convenience and versatility.



1 Generous luggage space

With its wide boot opening, low loading height and impressive loadspace of 710 litres* when both rear passenger seats are folded,** the Vitara makes sure that it is easy to get everything in that you need.

2 Automatic air conditioning

Easily adjustable settings ensure that you can always get the interior temperature right.

3 Panoramic sunroof

An easy-to-use, fully retractable sunroof to bring in light and fresh air from the outside. (Turbo AWD model only).

4 Front centre armrest

The front centre armrest can be slid into the optimal position and also incorporates a console box for storage.

* Measured without rear parcel shelf.

** Measurement method of the German Association of the Automotive Industry.

VITARA



VITARA

- 1.6L VVT engine
- 5.8L/100km fuel economy manual*
- 6.0L/100km fuel economy automatic†
- 5-speed manual transmission or 6-speed automatic transmission with paddle shifters
- 9-inch multimedia touchscreen with Bluetooth®, USB audio playback, voice control, steering wheel controls and Apple CarPlay® / Android Auto™ connectivity
- Reverse camera
- 4.2" multi-information colour LCD display
- 4 x speakers
- Cruise control
- Digital climate control
- Keyless entry & start system
- Front sliding arm rest
- Seven airbags
- ESC, ABS, EBD & BA
- 17" alloy wheels
- Daytime running lights
- Front fog lights
- Rear privacy glass

VITARA TURBO



VITARA TURBO ALLGRIP

—adds the following features over Vitara Turbo:

- 6.2L/100km fuel economy*
- ALLGRIP 4WD technology
- Hill Descent Control
- Panoramic sunroof
- Overhead sunglasses holder

VITARA TURBO

—adds the following features over Vitara:

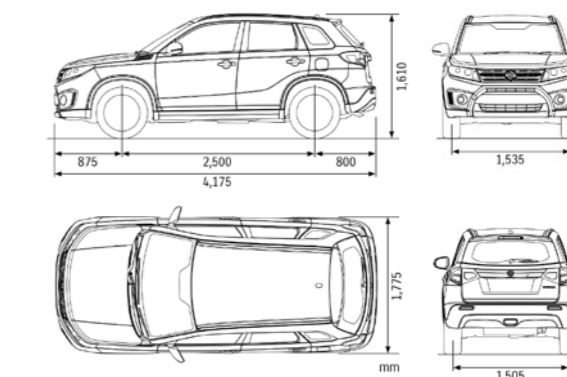
- 1.4L BOOSTERJET turbo engine
- 5.9L/100km fuel economy*
- 6-speed automatic transmission with paddle shifters
- Leather accented seats with geometric pattern suede inserts
- Suede front door inserts
- Rain-sensing windscreen wipers
- Front and rear parking sensors
- 2 x tweeters
- Dark silver-patterned dash panel
- Autonomous Emergency Braking#
- Blind Spot Monitor
- Rear Cross Traffic Alert
- Weaving Alert#
- Lane Departure Warning#
- Adaptive Cruise Control
- 17" polished alloy wheels
- Automatic LED headlights with blue coloured projectors

SPECIFICATIONS


MODEL	VITARA		VITARA TURBO	
	2WD	ALLGRIP	2WD	ALLGRIP
POWERTRAIN				
Engine	1.6L with VVT		1.4L Boosterjet	
Number of cylinders	4			
Number of valves	16			
Piston displacement (cm3)	1,586		1,373	
Bore × stroke (mm)	78.0×83.0		73.0×82.0	
Compression ratio	11		10	
Maximum power (kW/rpm)	86/6,000		103/5,500	
Maximum torque (Nm/rpm)	156/4,400		220/1,500–4,000	
Drive system	2WD		ALLGRIP	
Fuel distribution	Multipoint injection		Direct injection	
Fuel Type	91 RON Unleaded		95 RON Unleaded	
Fuel tank capacity (L)	47			
DIMENSIONS				
Overall length (mm)	4,175			
Overall width (mm)	1,775			
Overall height (mm)	1,610			
Wheelbase (mm)	2,500			
Tread—front (mm)	1,535			
Tread—rear (mm)	1,505			
Minimum turning radius (m)	5.2			
Minimum ground clearance (mm)	185			
Number of doors	5			
Seating capacity	5			
Luggage capacity (L) — Max. volume	1,120			
Rear seatback folded (L)	710			
Rear seatback raised (L)	375			
Kerb weight (kg)	1,165	1,180	1,185	1,260
Gross vehicle weight (kg)	1,730			
TRANSMISSION				
Type	5MT	6AT	6AT	
1st gear ratio	3.545	4.667	4.044	
2nd gear ratio	1.904	2.533	2.371	
3rd gear ratio	1.258	1.556		
4th gear ratio	0.911	1.135	1.159	
5th gear ratio	0.725	0.859	0.852	
6th gear ratio	—	0.686	0.672	
Reverse gear ratio	3.25	3.394	3.193	
Final gear ratio	4.411	3.502	3.502	
CHASSIS				
Steering	Front		Rack & pinion	
Brakes	Front	Ventilated disc		
	Rear	Disc		
Suspensions	Front	MacPherson strut with coil spring		
	Rear	Torsion beam with coil spring		

MODEL	VITARA		VITARA TURBO	
	2WD	ALLGRIP	2WD	ALLGRIP
FUEL CONSUMPTION				
Fuel consumption (L/100km)	5.8	6.0	5.9	6.2
CO ₂ emissions (G/km)	136	139	138	145
WHEELS				
Tyres (width/profile)	215/55			
Wheel size	17"			
Wheel type	Alloy		Polished alloy	
Spare	Space saver			
EXTERIOR				
Wheel arch extensions			Std	
Roof rails	Silver		Std	
Outside door handles	Body coloured		Std	
Tailgate opener	Electromagnetic		Std	
Privacy glass	Std			
Fender garnish	Chrome		Std	
Front grille	Chrome		Std	
VISIBILITY				
Headlamps	High Beam	Halogen		
	Low Beam	Halogen	LED	
Automatic lamps	—		Std	
Front fog lamps	Std			
Automatic wiper	—		Std	
Outside door mirrors	Electrically adjustable	Std		
	Electrically folding	—		Std
	With built-in turn signal lamps	—		Std
Heated side mirrors	—		Std	
Day/night rearview mirror	Std			
STEERING & INSTRUMENT PANEL				
3-spoke steering wheel				
Tilt and telescopic-adjustable	Std			
Leather covered	Std			
With audio controls	Std			
With cruise control	Std			
With speed limiter control	Std			
With Bluetooth control	Std			
Shift paddles (6AT)	Std			
Information display				
Digital clock	Std			
Outside temperature gauge	Std			
Fuel consumption gauge (instantaneous/average)	Std			
Average speed	Std			
Driving range	Std			
Driving mode indicator (ALLGRIP models)	—		Std	

DIMENSIONS



COLOURS



WARRANTY

Enjoy peace of mind with 5 year / unlimited kilometre warranty*

5 YEAR
UNLIMITED KM WARRANTY*

SERVICE

Suzuki Genuine Service program offers competitive pricing for your vehicle over 5 years or 100,000km.

Service intervals every 12 months or 10,000km (turbo) / 15,000km (non-turbo)

5 YEAR
GENUINE SERVICE PROGRAM

ROADSIDE ASSISTANCE

5 years Roadside Assistance* = 5 years of confidence.

5 YEAR
ROADSIDE ASSISTANCE INCLUDED WITH 5 YEAR WARRANTY

SUZUKISECURE

SuzukiSecure* puts you in control when buying your new Suzuki, so you're set up for the future you want.

SUZUKISECURE
Security and reassurance for the road ahead.

SUZUKI PREMIER MOTOR INSURANCE

Comprehensive cover for your Suzuki vehicle, using Suzuki Genuine Parts and your choice of repairer.†

SUZUKI PREMIER MOTOR INSURANCE

*ADR 81/02 results for manual transmission. †ADR 81/02 results for automatic transmission. NEDC Fuel Consumption figures may not mimic real-life driving conditions and should be considered for comparison against other vehicles only. Apple CarPlay® is a registered trademark of Apple Inc. Android Auto is a trademark of Google Inc. ‡All new Suzuki vehicles include up to 5 years of Roadside Assistance. The Roadside Assistance program will re-new annually for a period up to 5 years conditional to customers returning to their Suzuki dealer for scheduled servicing and following the terms and conditions of Suzuki's Genuine Service Program for their vehicle. Further details of the program can be found here: <https://www.suzuki.com.au/owners/servicing> Further details of the Roadside Assistance program can be found here: <https://www.suzuki.com.au/owners/roadside> †Suzuki Premier Motor Insurance is issued by Allianz Australia Insurance Limited ABN 15 000 122 850. Policy terms, conditions, limits and exclusions apply. Before making a decision please consider the Product Disclosure Statement (PDS). The PDS and Target Market Determination are available by calling us on 1300 132 107. *Kilometre limits for commercial vehicles.



FOR *FUN'S* SAKE