



Commercial  
Vehicles

# The New Crafter Range



# Ready for the toughest jobs.

100% new. 100% innovation.



## STATE-OF-THE-ART INFOTAINMENT & CONNECTIVITY

With App-Connect<sup>^</sup>, 8" touchscreen and Voice Control as standard.

## SEATING FOR THE WHOLE TEAM

Sits 3 in Vans/Single Cab Chassis and 7 in Dual Cab Chassis. Ergonomic driver seat height and length adjustable and with 4-way electric lumbar support as standard. Optional AGR-certified 'ergoActive' suspension seat.

## CUSTOMISABLE

With optional 2<sup>nd</sup> Air-conditioning and heating built into roof and floor, battery and alternator upgrades, window packages, floor and side trim solutions, different wheelbases and roof heights.

## LED INTERIOR LIGHTS

In cabin and optional in load compartment providing bright illumination.

## MODERN BODY DESIGN

With optimised aerodynamics.

## 8-SPEED AUTOMATIC GEARBOX

## BIGGEST RANGE OF DRIVER ASSIST SYSTEMS

With optional Adaptive Cruise Control, sensor-based Side Protection, Side Assist, Rear Traffic Alert, Active Lane Keep Assist, Park Assist and LED headlights.

## ELECTRICAL INTERFACE

With new Customer-specific Function Control Unit (CFCU) for bodybuilder programming standard with optional telematics preparation.

## NEW DIESEL ENGINE

Developed for commercial use.

## AERODYNAMIC DESIGN

For better fuel economy.

Awarded the "International Van of the Year 2017" before it was even launched, we have built a commercial vehicle unlike any other. Specially designed in collaboration with our diverse customer groups, the new Crafter range offers customer-orientated transport solutions. It is packed with cutting edge technology, previously unavailable in its class. The result is an advanced, practical and efficient range of vans, single cab and dual cab chassis.

## FRONT ASSIST

With City Emergency Braking\* as standard.

## LARGEST RANGE OF STANDARD SAFETY SYSTEM

6 airbags<sup>#</sup>, Driver Fatigue Detection\*, Multi-Collision Brake, Front and Rear Park Distance Control\*, Rear View Camera\*.

## NEW FRONT WHEEL DRIVE

Providing increased load volume, lighter vehicle as well as better manoeuvrability.

## EXCELLENT LOADABILITY

With 100mm lower loading sill height, 100mm more internal load height and widest sliding door with an opening width of 1,311mm.

\*Safety technologies are designed to assist the driver, but should not be used as a substitute for safe driving practices. ^App-Connect is compatible for selected apps with the latest smartphone versions of iOS and Android, active data service, and connection cable (sold separately). #Side and Curtain Airbags not available in the Crafter Van with the optional super-high roof configuration.



## Standard for the new Crafter Van.

### Interior

- Comfort Seat "Plus" for driver, longitudinal and height adjustment, electrical 4-way adjustable lumbar support, two adjustable armrests
- 2-seater front passenger bench seat with storage tray incl. 2 (two) cup holders and storage underneath
- LED lights in cabin
- Partition with fixed window and protective grille
- Storage system including overhead storage
- Four (4) 12 volt sockets
- Rubber flooring in the cabin

### Functional

- "Composition Media" infotainment system with 8" colour touchscreen with proximity sensor and USB/AUX/SD input
- App-Connect<sup>^</sup>
- Voice Control
- Four (4) loudspeakers
- Bluetooth<sup>®</sup> phone and audio streaming capability
- Multi-function steering wheel with audio controls, telescopic adjustment
- Cruise control with speed limiter
- Electronic immobiliser
- Electromechanical power steering
- Central locking with remote control
- Electric power windows and heated exterior mirrors
- Manual "Climatic" air-conditioning system
- Stop/start system with generative braking
- Customer-specific Function Control Unit (CFCU) with bodybuilder programming
- Trailer wiring preparation

### Safety and Driver Assist Systems

- Front Assist with City Emergency Brake\*
- Driver Fatigue Detection\*
- Multi-Collision Brake (MCB)
- Driver and front passenger front, side and curtain airbags<sup>#</sup>
- Front and Rear Parking Sensors\*
- Rear View Camera\*
- Crosswind Assist
- Hill Hold Assist
- Driver seat belt warning
- Adaptive Electronic Stabilisation Programme (ESP)
- Electronic Differential Lock (EDL)
- Traction Control System (TCS)
- Anti-lock Braking System and Brake Assist
- 10 lashing eyes for MWB and 12 for LWB

### Exterior

- Halogen headlights
- Separate Daytime Running Lights (DRL)
- Side sliding door, left, 1,311mm wide
- Rear barn doors with window and wiper/washer
- 16" silver steel wheels with full sized steel spare wheel, tool kit and jack
- Side reflectors



## Standard for the new Crafter Single Cab Chassis.

### Interior

- Comfort Seat "Plus" for driver, longitudinal and height adjustment, electrical 4-way adjustable lumbar support, two adjustable armrests
- 2-seater front passenger bench seat with storage tray incl. 2 (two) cup holders and storage underneath
- LED lights in cabin
- Storage system including overhead storage
- Two (2) 12 volt sockets in the cabin
- Rubber flooring in the cabin

### Functional

- "Composition Media" infotainment system with 8" colour touchscreen with proximity sensor and USB/AUX/SD input
- App-Connect<sup>^</sup>
- Voice Control
- Four (4) loudspeakers
- Bluetooth<sup>®</sup> phone and audio streaming capability
- Multi-function steering wheel with audio controls, telescopic adjustment
- Cruise control with speed limiter
- Electronic immobiliser
- Electromechanical power steering
- Central locking with remote control
- Electric power windows and heated exterior mirrors
- Manual "Climatic" air-conditioning system
- Stop/start system with generative braking
- Customer-specific Function Control Unit (CFCU) with body builder programming
- Trailer wiring preparation

### Safety and Driver Assist Systems

- Front Assist with City Emergency Brake\*
- Driver Fatigue Detection\*
- Multi-Collision Brake (MCB)
- Driver and front passenger front, side and curtain airbags
- Hill Hold Assist
- Adaptive Electronic Stabilisation Programme (ESP)
- Anti-lock Braking System (ABS)
- Electronic Differential Lock (EDL)
- Driver seat belt warning
- Traction Control System (TCS)
- Anti-lock Braking System and Brake Assist

### Exterior

- Halogen headlights
- Separate Daytime Running Lights (DRL)
- Rear panel with window
- 16" silver steel wheels with full sized steel spare wheel, tool kit and jack
- Side reflectors
- End cross member



## Standard for the new Crafter Dual Cab Chassis.

### Interior

- Comfort Seat "Plus" for driver, longitudinal and height adjustment, electrical 4-way adjustable lumbar support, two adjustable armrests
- 2-seater front passenger bench seat with storage tray incl. 2 (two) cup holders and storage underneath
- 4-seater bench in the 2<sup>nd</sup> row of seats with under seat storage
- LED lights in cabin
- Storage system including overhead storage
- Two (2) 12 volt sockets in the cabin
- Rubber flooring in the cabin

### Functional

- "Composition Media" infotainment system with 8" colour touchscreen with proximity sensor and USB/AUX/SD input
- App-Connect<sup>^</sup>
- Voice Control
- Four (4) loudspeakers
- Bluetooth<sup>®</sup> phone and audio streaming capability
- Multi-function steering wheel with audio controls, telescopic adjustment
- Cruise control with speed limiter
- Electronic immobiliser
- Electromechanical power steering
- Central locking with remote control
- Electric power windows and heated exterior mirrors
- Manual "Climatic" air-conditioning system
- Stop/start system with generative braking
- Customer-specific Function Control Unit (CFCU) with body builder programming
- Trailer wiring preparation

### Safety and Driver Assist Systems

- Front Assist with City Emergency Brake\*
- Driver Fatigue Detection\*
- Multi-Collision Brake (MCB)
- Driver and front passenger front, side and curtain airbags
- Hill Hold Assist
- Adaptive Electronic Stabilisation Programme (ESP)
- Anti-lock Braking System (ABS)
- Electronic Differential Lock (EDL)
- Driver seat belt warning
- Traction Control System (TCS)
- Anti-lock Braking System and Brake Assist

### Exterior

- Halogen headlights
- Separate Daytime Running Lights (DRL)
- Rear panel with window
- 16" silver steel wheels with full sized steel spare wheel, tool kit and jack
- Side reflectors
- End cross member

\*Safety technologies are designed to assist the driver, but should not be used as a substitute for safe driving practices. <sup>^</sup>App-Connect is compatible for selected apps with the latest smartphone versions of iOS and Android, active data service, and connection cable (sold separately). <sup>#</sup>Side and Curtain Airbags not available in the Crafter Van with the optional super-high roof configuration.


# The New Crafter Van.

## Impressive Loadability.

The new Crafter van, featuring the widest sliding door with an opening width of 1,311mm, offers a loading sill lowered by 100mm. With a choice from two wheelbases and three roof heights, the load compartment volume ranges from 9.9m<sup>3</sup> to 16.1m<sup>3</sup> allowing for a payload of 1,417 kg for the Medium Wheelbase TDI410 manual. The optional 2<sup>nd</sup> sliding door simplifies loading and unloading. The medium wheelbase fits four medium Euro pallets and the long wheelbase fits six.



The lashing eyes are recessed to lie flush with the floor.



Long wheelbase (4,490mm).

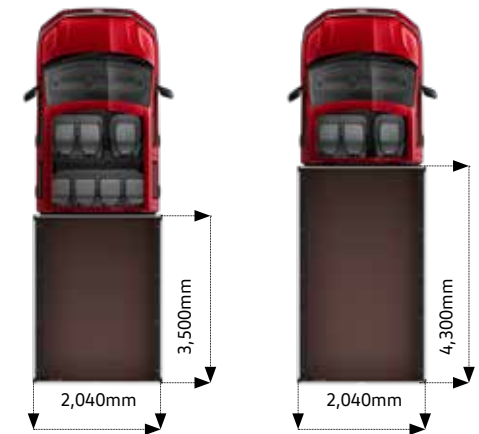



# The New Crafter Chassis.

Versatile and reliable transport solutions.

The new Crafter Single and Dual Cab Chassis form the perfect base for a wide range of specialist applications and conversions. With a sturdy ladder frame chassis at the heart of both models, as well as numerous task-specific options, our new Cab Chassis enables virtually any kind of body to be mounted.

The Crafter Chassis is available with the optional factory-fitted aluminium tray with folding drop-sides, safety latches and an integrated step for easier access. The wooden floor is made of multi-layered birch plywood with a screen-printed finish. 10 lashing eyes are embedded in the load platform frame.



Single and Dual Cab Chassis with aluminium load platform.



10 lashing eyes to secure the load are recessed into the platform and can be folded flush with the surface.

# Playing it safe.

The new Crafter is your constant companion. And it always plays it safe. Standard safety systems such as the Front Assist with City Emergency Brake\*, Driver Fatigue Detection\*, Multi-Collision Braking and six# airbags support the driver and help to keep everyone safe.



**Driver Fatigue Detection.\*** Uses visual and audible warning signals to recommend that the driver takes a break as soon as it registers driving behaviour that indicates fatigue. | V | CH |



**Seatbelt warning.** Visual warning when the engine is started and an audible warning is emitted, if the driver's seatbelt is not fastened. | V | CH |



**Airbags.** Front, side and curtain airbags# provide the best possible protection in the event of head-on or side impacts. | V | CH |



**Cruise Control with speed limiter.** At 30km/h and above, the system maintains the set speed throughout uphill and downhill inclines when activated. | V | CH |



**Anti-lock Braking System (ABS).** Prevents the wheels from locking and thereby maintains manoeuvrability. | V | CH |



**Electronic Stabilisation Program (ESP).** Standard feature that prevents under- and over-steering through targeted braking of the individual wheels. | V | CH |



**Traction Control Systems (TCS).** Prevents wheels from spinning excessively. | V | CH |



**Electronic Differential Lock (EDL).** Distributes the engine torque to the tyres without slippage. | V | CH |



## 01 Rear View Camera (RVC).\*

Simplifies parking by showing a limited view of the area behind the vehicle on the display of the radio. Additional guidelines help the driver manoeuvre into the space. | V |

## Front and Rear Park Distance Control (PDC).\*

Emits audible warnings when obstacles are detected in front of or behind the vehicle when parking, and also provides a visual display of the vehicle's distance from these obstacles. | V |

## 02 Rear Traffic Alert.\*

Provides an audible warning when reversing out of parking spaces if another vehicle is getting too close. In case the driver fails to react, then the system can minimise the consequences of a possible accident and, in the best case scenario, prevent an accident, through braking intervention. Forms part of 'Driver Assistance Package 2'. | V |



**Tyre Pressure Monitoring.** Displays the current pressure for every tyre and warns of deviations from the setpoint. | V | CH |



## 03 Multi-Collision Braking.

Triggers braking after a collision, with the aim of preventing secondary crashes, activated when two independent sensors detect an accident. After a short delay, the vehicle begins a phased braking action down to 10 km/h, during which the driver can take over at any time. | V | CH |

**Electromechanical power steering.** The speed-dependent steering with active reset improves your driving feeling and safety and achieves steering precision. | V | CH |

**Hill Hold Assist.** This prevents the vehicle from rolling back on inclines, making it easier to start off on uphill slopes. | V | CH |



**Side Assist.\*** Displays a warning signal in the side mirror if one of the system's sensors detects a vehicle in the blind spot. Forms part of 'Driver Assistance Package 2'. | V |



**04 Lane Keep Assist.\***

Countersteers if a lane is left unintentionally while alerting the driver at the same time by using a warning tone and information in the multifunction display. Forms part of 'Driver Assistance Package 2' and Driver Assistance Package 'Chassis'. | V | CH |



**05 Sensor-Based Side Protection.\***

Monitors the vehicle sides and emits visual and audible warnings if coming hazardously close to pillars, walls or pedestrians. Forms part of 'Driver Assistance Package 2'. | V |



**06 Front Assist with City Emergency Braking.\***

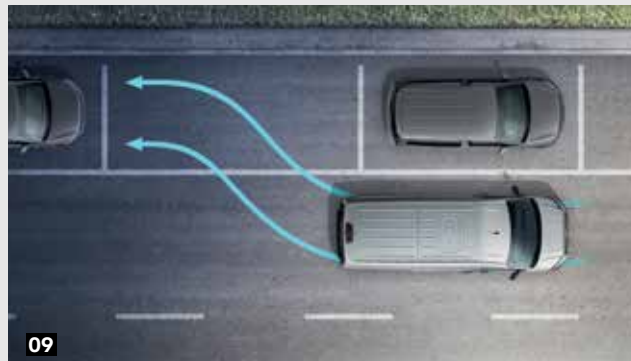
Uses a radar system to detect situations where the distance to the vehicle in front is critical and reduces the vehicle's stopping distance. In dangerous situations, the system alerts the driver using visual and acoustic signals, and with a warning jolt of the brakes. | V | CH |



**08 Crosswind Assist.**

The system is a sub-function of the Electronic Stabilisation Program (ESP) that helps dealing with high crosswinds by automatically activating the brakes if needed. | V |

**Light and Sight (not illustrated).** Configured to provide better visibility, it consists of automatic driving light control, automatically dimming high-beam lights, and a rain sensor which activates the windscreen wipers. The driving light assistant with "coming home/leaving home" functions illuminates the area around the vehicle for improved safety and convenience. Forms part of 'Driver Assistance Package 1'. | V | CH |



**09 Park Assist.\***

Handles multi-step parking into parallel parking spaces. When the reverse gear is engaged, the vehicle automatically assumes control of the steering. All the driver has to do is operate the clutch, accelerator, and the brake. Forms part of 'Driver Assistance package 3'. | V |

**Fog lights with integrated static cornering light.** Ensure optimum visibility in poor weather conditions. The headlight on the inside of the curve illuminates the roadside when turning. Forms part of 'Driver Assistance Package 1'. | V | CH |

**07 Adaptive Cruise Control ACC.\***

Automatically adapts the vehicle's speed to that of the vehicle driving in front and maintains the distance set by the driver. Forms part of 'Driver Assistance package 4' and Driver Assistance Package 'Chassis'. | V | CH |

**Available Driver Assistance Packages:**

Driver Assistance Package 1: Fog Lights with cornering function and Light & Sight. | V |

Driver Assistance Package 2: Side Protection, Rear Traffic Alert, Blind Spot Monitoring, Lane Keep Assist and Electric Folding Mirrors. | V |

Driver Assistance Package 3: Park Assist, Side Protection, Rear Traffic Alert, Blind Spot Monitoring, Lane Keep Assist and Electric Folding Mirrors. | V |

Driver Assistance Package 4: Adaptive Cruise Control. | V |

Driver Assistance Package 'Chassis': Adaptive Cruise Control, Lane Keep Assist and Electric folding mirrors. | CH |

\*Safety technologies are designed to assist the driver, but should not be used as a substitute for safe driving practices.

# Take your office with you.

01

## Always well connected with state-of-the-art infotainment systems.

Apart from transporting materials, carrying workers from A to B safely and serving as a comfortable space to take a break, commercial vehicles are increasingly being used as a mobile office. So staying connected and operating smartphone functions safely is crucial. That is why the new Crafter is fitted with a range of intelligently designed connectivity solutions.

**01 Multi-Function Steering Wheel.** The rocker switches let you conveniently control the multi-function display, mobile phone hands-free system and the radio systems. |V| CH|

**02 The "Composition Media" radio system** consist of a 8.0" colour TFT display, a touchscreen with proximity sensor, an MP3- and WMA-compatible CD drive, four speakers, two SD card slots, an AUX-IN interface and a USB port in the dash panel, a Bluetooth® connection for mobile phones and a dual tuner with phase diversity for optimal radio reception. |V| CH|



02



03

**02 App-Connect^ featuring Apple CarPlay®.** Experience even more infotainment on the road and integrate your smartphone into your vehicle with the USB port and App-Connect^. It mirrors selected apps from your smartphone onto the touchscreen display. Using Android Auto™, Apple CarPlay™ or MirrorLink™, you can conveniently control compatible apps via the touchscreen display while also having the ability to pair two phones at the same time. |V| CH|

**Voice Control (not illustrated).** Various telephone, radio and media functions can be operated by using simple voice commands which means the driver doesn't have to take their hands off the steering wheel. |V| CH|

**03 Discover Media Navigation System.** In addition to the functions of the "Composition Media" radio system, there is a second integrated SD-card slot which is compatible with the SD-card with the map data. |V| CH|

**Media Control (not illustrated).** It allows passengers to access your on-board infotainment system via WLAN and select music comfortably or replicate the navigation route on their tablet without disturbing the driver. Only available with Discover Media Navigation System. |V| CH|



# The perfect workplace.

Ergonomically designed. Loads of space.

Generous storage solutions throughout the cabin, four cup holders, two 12 Volt sockets in the cabin as well as the USB port in the dashboard turn this into a practical work space. A grab handle on each side of the A pillar makes getting in and out of the vehicle a breeze. The LED lights in the cabin ensure this mobile office is optimally illuminated.

**04 Comfort Seat "Plus".** The newly designed driver seat comes with longitudinal and height adjustment, electrical 4-way adjustable lumbar support, adjustable backrest and seat cushion angle as well as two adjustable armrests. This allows the driver to sit comfortably. | V | CH |

**05 Double Bench Seat.** Apart from seating two adults comfortably, it also offers generous storage underneath the bench as well as additional work space via the folding storage tray with two cup holders. | V | CH |

**Seat heating for front seats (not illustrated).** Heating function for the driver's seat and the outer front passenger seat is available upon request. | V | CH |

**06 'ErgoActive' Suspension Seat.** The driver and front passenger seats can be upgraded to the AGR ('Campaign for a Healthier Back') certified 14-way adjustable seat. In addition to Comfort Seat "Plus", it offers a massage function and suspension which softens unpleasant bumps caused by poor road conditions. | V | CH |

**07 Trendline styling package.** In the cabin the package consists of an additional 12 Volt socket, step illumination and various chrome elements. The exterior components of the package include fog lights with integrated static cornering light, wheel trim with "VW" chrome emblem and chrome strips on the protective grille on the front bumper. Illustrated with optional LED headlights. | V | CH |

**Winter package (not illustrated).** This contains heat insulating, heated windshields, heated steering wheel, washer nozzles in the front and a headlamp washer system with washer fluid level indicator. | V | CH |



# Clever load compartment solutions.

The new Crafter panel van offers excellent loadability and load securing. The factory-fitted preparation for shelves and cupboards, the optional universal floor and the new optional internal roof rack create even greater flexibility in the load compartment.



01

**01 Partition with fixed window and protective grille.** The unique angled window prevents reflections from impairing the driver's field of vision. The grille also protects the window, the driver and passengers in the event of abrupt braking. |V|

**01 Rear barn doors.** The two roof-height doors provide an opening angle of 180°. The doors can be upgraded to 270° opening angle upon request. |V|

**01 Grab handle.** The vertical standard grab handle on the B pillar in the load or rear passenger area allows ergonomic entry into the load area. If the optional second sliding door is ordered, a grab handle on the right hand side is fitted. An additional grab handle on each D pillar can be fitted. Forms part of the 'Cargo Area Upgrade Package'. |V|



02

**02 LED load compartment lighting.** Four optional LEDs integrated into the headlining provide bright and evenly distributed illumination of the load compartment. Forms part of the 'Cargo Area Upgrade Package'. |V|

**12 V sockets (not illustrated).** Two 12 Volt socket are integrated into the load area, at an accessible location on the D-pillar of the rear barn door and one on the sliding door. Vehicles with the optional 2<sup>nd</sup> sliding door features a third socket. |V|



03 05

**03 Internal roof rack.** The two optional rails can be moved and adjusted inside the vehicle and enable easy transport of long objects. They can be removed when the roof rack is not needed. |V|

**Protective grills for the rear barn doors (not illustrated).** The optional grills protect the windows in the rear barn door against glass breakage and also help to prevent theft. |V|



**04 "Climatic" air conditioning with a 2<sup>nd</sup> evaporator and heater for the rear cargo/passenger area.**

The Crafter can also be equipped with a climate controlled rear load compartment for professional passenger transport or to transport temperature sensitive freight. The 2<sup>nd</sup> evaporator is integrated into the cabin roof with the vents located above the partition. The heater vents are floor-mounted. |V| CH|

**05 Half-height side panel trim.** The optional load compartment cladding made of plastic hollow chamber panels is especially robust. It is fitted from the floor to the roof frame and is exceptionally easy to clean. |V|

**06 Universal floor.** This optional floor is the ideal basis for retrofitting shelving and cupboard systems available from a range of manufacturers. Special adapters (A) enable cupboard systems to be easily fastened using the notches. Longitudinal and transverse lashing rails (B) are available. |V|

**07 Full-height plywood side cladding.** The optional 5mm thick plywood panels make this side cladding especially resistant to impacts and is highly durable. |V|

**08 Lashing rails.** Robust metal rails are optionally available for the side walls, the partition, the roof frame and universal floor for optimum load securing. |V|

**Wooden floor (not illustrated).** The optional 8mm thick wooden floor for the load compartment provides the optimum surface for your cargo to rest on. Robust beechwood ensures outstanding sturdiness and resilience. |V|

**Lashing eyes (not illustrated).** The new Crafter features lashing eyes on the partition allowing you to securely fasten cargo with tensioning straps and nets. The adjustable lashing eyes are recessed to lie flush with the floor. To reduce the risk of stumbling, they can also be folded to the sides in the vicinity of the doors. |V|

**Window package (not illustrated).** The optional window package allows to configure the Crafter to meet your own individual needs, up to and including a van with windows all around. |V|



# New Transmission. New Engine.

Designed and tested for high mileages. Modular auxiliary drives are available. Durable and especially temperature resistant components.

The proven 8-speed ZF automatic transmission with a torque converter and 6-speed manual transmission have been calibrated especially for the Crafter's specific driving characteristics, enabling comfortable handling.

The new 2.0L TDI engine has been developed for commercial usage and to meet the highest performance requirements. It is available in:

**2.0L TDI410 bi-turbo (410Nm, 130kW)**

It features BlueMotion technology including stop/start system and regenerative braking as standard.

**Start/stop system.** The system helps you to drive economically and switches off the engine when in neutral.

**Regenerative braking (recuperation).** Frictional energy is stored during braking and converted into electrical energy by a generator. This is then stored in the car battery and available for electricity consumption and acceleration.



# New Drive Concept.

The new Front Wheel Drive offers a transverse mounted front engine – available in both manual and automatic – which lowers the loading sill by 100mm for. It gives you:

- Easier loading and unloading,
- 100mm more internal height,
- More load volume,
- Better manoeuvrability,
- Better traction when driving empty,
- Reduced weight of vehicle as there are less drive components and
- Better fuel consumption.



# Volkswagen Accessories.

Ready to handle what ever your working day demands

Volkswagen Genuine Accessories ensures your Volkswagen remains 100% Volkswagen. Perfectly tailored to your vehicle and tested to Volkswagen engineering standards to ensure uncompromising safety, quality and design.



## 01 Cargo securing net

The securing net can be attached directly to the vehicle's factory lashing points or to any position on the optional airline rails integrated into the vehicle floor using the optional tie-down belt fittings.

**Part.no 7C0017230** (1400 x 1025mm)

**Part.no 7C0017230A** (1775 x 1150mm)

**Part.no 7C0017230B** (2275 x 1650mm)

Overseas model shown for illustrating purpose only.



## 02 Weathershields

Helps reduce window fogging and deflect wind and rain

**Part.no 7C0072193** (front only)



## 03 Rubber floor mats, front

Keep the footwell clean all year round. The perfectly fitting and durable mats with Crafter insignia is attached to the floor using the integrated fastening system.

**Part.no 7C2061502A82V**



## 04 Rubber floor mats, rear

Protect your vehicle interior from dirt and moisture. They are designed to fit perfectly, are easy to clean and have a non-slip underside.

**Part.no 7C006151282V**




## 05 Roof bars

The Volkswagen roof bars serve as the ideal base system for all attachments Easily transport larger and longer objects on the roof. Maximum roof bar load limit for 3-bar set is 150kg and 50kg for a single bar. Only available in conjunction with factory optional roof rail system.

**Part.no. 2E0071126A** (3-bar set)

**Part.no. 2E0071126B** (single bar)



## 06 Tie-down belt fitting set

The tie-down belt set is suitable for individual mounting to the lashing rails system. Delivery without belt and individual lashing point.

**Part.no 2E0017242** (set = 4 pieces)



## 07 Lashing Straps with Ratchets

The lashing straps provide you with a quick and simple way of securing your payload. Length: 3500mm.

**Part.no. 2E0017244**

# Conversions.

When conventional is not enough.

Your business requires something different? With the Volkswagen Commercial Vehicles range you have all the flexibility you need. We'll listen to your brief and work with you to find the right solution, whether it's an off-the-shelf conversion or something totally bespoke.

For Technical Information on conversions, please consult the Bodybuilder Database <https://bb-database.com> or consult your Volkswagen Dealer.



# Specification.

<b>Engine</b>	<b>2.0l TDI410 BlueMotion Technology</b>
Type	4-cylinder diesel engine, bi-turbo common rail direct injection with with Stop/Start system* brake energy recovery
Max power, kW @ rpm	130 @ 3,600
Max torque, Nm @ rpm	410 @ 2,000
Capacity, litres/cc	2.0 / 1,968
Bore x Stroke / Compression ratio	81.0 x 95.5 / 15.5 : 1
Fuel type	Diesel, min. 51 CZ in accordance with DIN EN 590
Fuel tank capacity, L	75
Transmission	6 speed manual 8 speed automatic gearbox
Driven wheels	Front Wheel Drive
<b>Running Gear</b>	
Suspension	
Front axle	MacPherson strut with double wishbone and anti-roll bar
Rear axle	Rigid rear axle on leaf springs with load-dependent damper and anti-roll bar
Suspension upgrades	Optionally available. Contact your Volkswagen Dealer.
Steering	Electro-mechanical power-assisted rack & pinion steering
Brake systems	Anti-lock Braking System (ABS) with Electronic Brake-pressure Distribution (EBD), Brake Assist and Electronic Stabilisation Program (ESP). Brake energy recuperation.
Brakes	
Front disc brakes, mm	303 x 28 ventilated
Rear disc brakes, mm	300 x 22 ventilated

## Weights and Capacities.

Weights	Van MWB Standard Roof TDI410	Van LWB High Roof TDI410	Single Cab LWB TDI410	Dual Cab LWB TDI410
Gross Vehicle Weight (GVM), kg	3,550	3,550	3,550	3,550
Unladen Mass <sup>1</sup> , kg - Manual	2,133	2,276	—	—
Payload <sup>2</sup> maximum, kg - Manual	1,417	1,274	—	—
Unladen Mass <sup>1</sup> , kg - Automatic	2,165	2,308	1,914	2,096
Payload <sup>2</sup> maximum, kg - Automatic	1,385	1,242	1,636	1,454
<b>Towing Capacity<sup>3</sup>, kg</b>				
Braked, kg	2,500	2,500	2,000	2,000
Unbraked, kg	750	750	750	750
Towbar downball load, kg	150	150	150	150
<b>Dimensions</b>				
Seating capacity	3	3	3	7
Cargo Capacity, m <sup>3</sup>	9.9	14.4	—	—
Load Platform (with optional alloy tray), m <sup>2</sup>	—	—	8.8	7.1
Load Compartment Length, mm	3,450	4,300	4,300	3,500
Load Compartment Width, mm - maximum	1,832	1,832	2,040	2,040
Load Compartment Width, mm - at wheel arches	1,380	1,380	2,040	2,040
Load Compartment Height, mm	1,726	1,961	400	400
Lateral Sliding Doors Width, mm	1,311	1,311	—	—
Lateral Sliding Doors Height, mm	1,587	1,822	—	—
Rear Barn Doors Width, mm	1,552	1,552	—	—
Rear Barn Doors Height, mm	1,605	1,840	—	—
Load Sill Height, mm	570	570	1,000	1,000
Turning Circle, m	13.6	16.2	16.2	16.2

Full vehicle specifications are available at [www.volkswagen.com.au](http://www.volkswagen.com.au)

\*The Start/Stop system is designed to reduce fuel consumption and CO<sub>2</sub> emissions. It achieves this by automatically switching off the engine while the vehicle is stationary and then starting it again automatically when the driver wants to drive off. There are certain operating conditions where the Start/Stop system is deactivated (e.g. during engine warm-up), please refer to the owner's manual for full operating information.

1. The Unladen Mass (UM) includes 10L of fuel, vehicle fluids and no occupants. Figures quoted are for base model vehicles only.

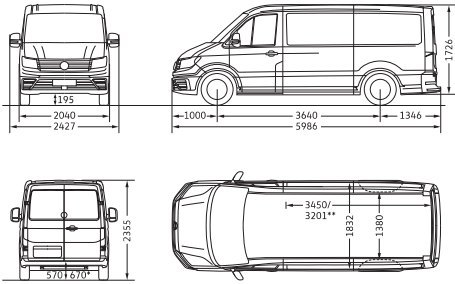
2. Payload is defined as the Gross Vehicle Mass (GVM) minus the Kerb Mass. Payload is the maximum combined weight of occupants, cargo, added structures and tow ball down weight (when towing). GVM must not be exceeded.

<sup>3</sup>Towing capacities are applicable to Volkswagen Genuine Accessory Tow Bar. Towing capacity figures are maximum figures and actual towing capacity depends on factors including the laden mass of the vehicle, driving conditions and fitment of any accessories. Volkswagen Group Australia does not endorse or will not be held liable for any claim, loss or damage arising from the use or fitment of electronic trailer brakes.

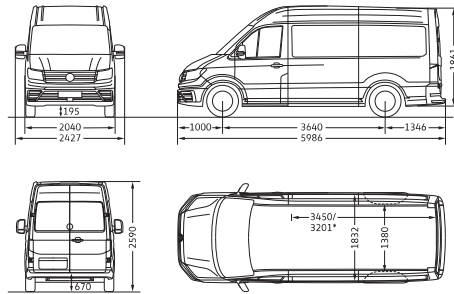


# Dimensions.

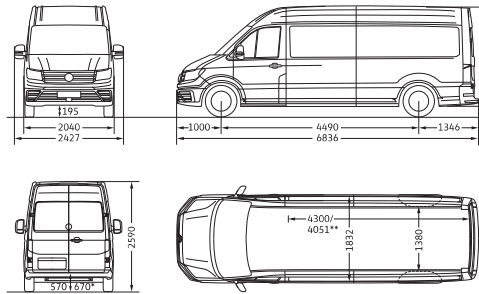
**Crafter 35 Van MWB Standard Roof**



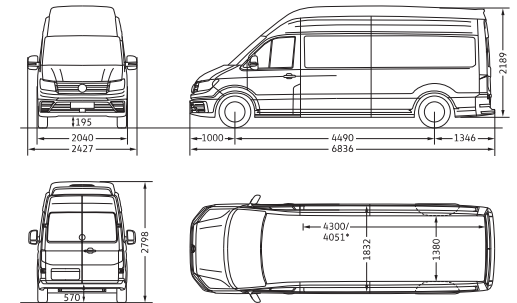
**Crafter 35 Van MWB high roof**



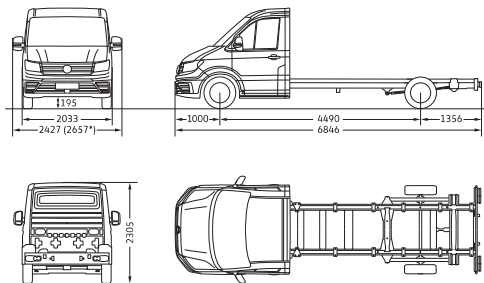
**Crafter 35 Van LWB high roof**



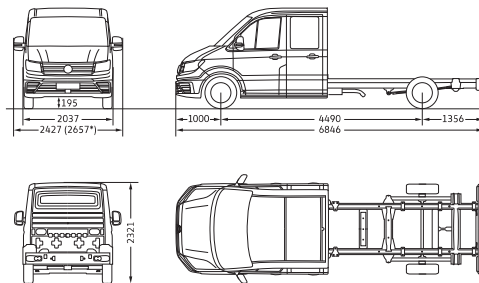
**Crafter 35 Van LWB super-high roof**



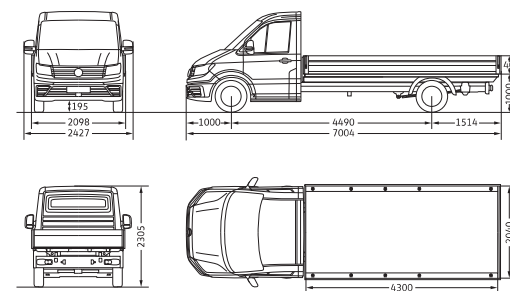
**Crafter 35 Single Cab Chassis LWB**



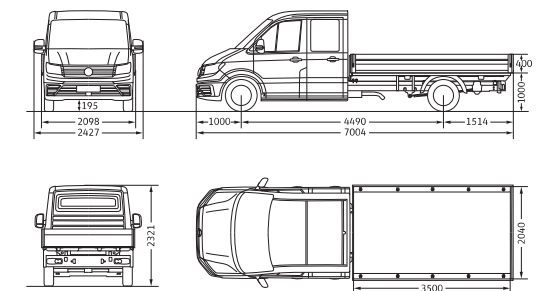
**Crafter 35 Dual Cab Chassis LWB**



**Crafter 35 Single Cab LWB with optional tray**



**Crafter 35 Dual Cab LWB with optional tray**



# Colours, Upholstery and Wheels.

## Solid paint finishes



**Candy White** | Solid paint finish | B4B4



**Cherry Red** | Solid paint finish | 4B4B



**Luminous Orange** | Solid paint finish | E3E3



**Deep Ocean Blue** | Solid paint finish | OPOP

## Metallic and Pearlescent paint finishes



**Reflex Silver** | Metallic paint finish | 8E8E



**Indium Grey** | Metallic paint finish | X3X3



**Deep Black** | Pearlescent paint finish | 2T2T

## Seat upholstery



**Austin** | Cloth seat upholstery | Titanium Black

## Wheel



16" steel wheel with centre wheel trim

# General information.

---

## Owning a Volkswagen



### 3 Years 24-Hour Roadside Assistance

As a valued customer, you can be assured that wherever you travel within Australia, you will have access to roadside assistance, 24 hours a day, 365 days a year. This is complimentary for the duration of the vehicle's original Volkswagen warranty period. You will receive help in the event of a breakdown or accident and, if required, your vehicle will be mobilised or transported to an authorised Volkswagen Dealer. As a Volkswagen owner you will also have access to the additional benefits of accommodation and car rental if your vehicle cannot be mobilised within 24 hours, when you are over 100km away from home.

### Volkswagen New Vehicle Warranty

Every new Volkswagen vehicle is covered by a three year unlimited kilometre manufacturer's warranty, which includes Volkswagen Assist (24-hour roadside assistance).

Every new Volkswagen vehicle is also covered by a 3 year paintwork and 12-year anticorrosion perforation warranty.

Conditions and exclusions apply, please consult your local Volkswagen Dealer or visit [www.volkswagen.com.au/warranty](http://www.volkswagen.com.au/warranty). Your rights under this warranty are provided in addition to, and in some cases overlap with, consumer guarantees under Australian Consumer Law and do not limit or replace them.



### Volkswagen Genuine Parts®

Volkswagen Genuine Parts® are designed for your vehicle and approved by Volkswagen, with particular regard to safety. The workmanship, dimensional accuracy and materials used in these parts comply with factory specifications. To ensure safety and reliability, Volkswagen recommends the use of Volkswagen Genuine Parts®. All Volkswagen Genuine Parts® come with a 2 year unlimited kilometre warranty.

Warranty for accessories fitted on the vehicle at time of delivery is 3 years unlimited kilometres warranty. Conditions and exclusions apply, see [www.volkswagen.com.au/warranty](http://www.volkswagen.com.au/warranty) for details. Your rights under this warranty are provided in addition to, and in some cases overlap with, consumer guarantees under Australian Consumer Law and do not limit or replace them.

### Volkswagen Financial Services

Choosing a new car is a very personal thing, and we think car finance should be just as personal. We are here to help you create an individually tailored mobility solution that's perfect for your budget, your lifestyle and your new vehicle. When you choose an exceptional vehicle, it makes sense to choose an exceptional finance product to match. That's why we've designed our finance options specifically for Volkswagen drivers, offering excellent flexibility, reliability and service for the discerning motorist. And because your finance package is individually tailored with the features you need, it's both practical and affordable. Speak to your local participating authorised Volkswagen Dealer today to put together a solution that best suits your lifestyle.



### Volkswagen Assured Service

Volkswagen Assured Servicing provides clear and transparent service pricing for your Volkswagen's first 5 scheduled services at an authorised Volkswagen Dealer. To find out the cost of your Volkswagen's next standard scheduled service visit the Service Pricing Guide on [www.volkswagen.com.au](http://www.volkswagen.com.au)

## Volkswagen Choice

### Guaranteed Future Value

#### Volkswagen Choice^

We are out to prove there are still some guarantees in life. We have developed Volkswagen Choice^ - a flexible finance solution that provides you with the assurance of knowing exactly what the minimum value of your vehicle will be down the track. With Volkswagen Choice^, you can enjoy your car without worrying about what the future will bring, providing peace of mind.

^The Volkswagen Choice Program consists of an option to return the vehicle to Volkswagen Financial Services (VFS)\*\* at the end of the term and require VFS\*\* to purchase the vehicle at an agreed price known as the Guaranteed Future Value or GFV as determined by VFS\*\* and set out in your contract. At the end of the term, you can elect to: (1) trade-in the vehicle; (2) exercise the option to return the vehicle; or (3) retain the vehicle by paying the GFV. The GFV is not a representation by VFS\*\* as to the likely market value of the vehicle as at the end of your contract. The option is available on new and demonstrator Volkswagen vehicles for selected models only. Please verify with your dealership the vehicles that are eligible for the program. The GFV will be reduced, and you will be liable for any loan contract deficit, if you exceed the nominated kilometre allowance and/or the vehicle is not in an acceptable condition in accordance with the Fair Wear and Tear Guide available at [www.volkswagen.com.au](http://www.volkswagen.com.au). Other terms and conditions apply. The cost of the Volkswagen Choice Program is incorporated into the applicable interest rate. Please read the full terms and conditions. Please consider whether these products and services are appropriate for your circumstances. Before acting on any of the information on this page, please seek independent financial and tax advice. Full terms and conditions are available upon application. Available only to approved applicants of VFS\*\*. Subject to credit assessment. Standard fees and charges apply. Fleet, government, rental buyers, hire car and chauffeur companies are excluded. Available at participating Volkswagen dealers.

\*\*VFS is a trading name of Volkswagen Financial Services Australia Pty Limited ABN 20 097 071 460. Australian Credit Licence 389344.

# The New Crafter Range

Volkswagen Group Australia Pty Ltd  
24 Muir Road Chullora NSW 2190  
ABN 14 093 117 876

Printed in Australia  
July 2018  
[www.volkswagen.com.au](http://www.volkswagen.com.au)

Publication: VWCCRARANGMY19

#### **Important information**

Apple CarPlay® is a registered trademark of Apple Inc. Android Auto™ is a registered trademark of Google Inc. MirrorLink® is a registered trademark of Car Connectivity Consortium LLC. Bluetooth® is a registered trademark of Bluetooth SIG Inc.

Volkswagen distributed by Volkswagen Group Australia Pty Ltd (ABN 14 093 117 876) of 24 Muir Road Chullora, NSW 2190. Specifications are as planned at July 2018, for Model Year 2019 and are subject to change without notice or obligation. All information in this brochure are correct at the time of publication, however variations may occur from time to time and Volkswagen, in so far as it is permitted by law to do so, shall not be liable in any way as a result of any reliance by any person on anything contained in this brochure. Authorised Volkswagen dealers will provide up-to-date information on model application, design feature, prices, and availability on request.

Your Volkswagen dealer.