

NEW RENAULT TRAFIC



overseas model shown

designed for efficiency

Available in 2 lengths and a choice of van or a crew cab, Renault Traffic can be adapted to meet your needs. Office on wheels, connectivity with smartphone replication, on-board comfort, loading length and volume – everything has been optimised.



**10 driving
assistance
systems**

**4.15m
loading
length***



overseas model shown

**6.7m³
of loading
volume***

**payload up
to 1,280kg**

**2.5-tonne
towing
capacity***

**84 litres of
cabin storage
space***

* depending on version



overseas model shown



**designed to make
your life easier**



overseas model shown

The exterior design of the New Renault Trafic is functional, dynamic and elegant. The full LED headlights with C-shaped daytime running lights illuminate the road ahead of you, and the 360-degree parking sensors make manoeuvres a breeze. With improved technology, safety features, and a revamped interior, the New Trafic is your perfect mobile office.



1. storage under the bench seat*
2. a fully-fledged mobile office*: back of the central folding seat designed to hold your folders or laptop



take your office with you

Fitted with its state of the art mobile office*, New Renault Traffic can cater to your every requirement: the wide central seat folds down, revealing space for a tablet, a laptop, and even has an integrated A4 document holder. Comfort is guaranteed with its lumbar-adjustable driver's seat and class-leading cabin storage volume of up to 84.2 litres. With generous storage in the doors, a tray beneath the bench seat*, wide cupholders, large dashboard storage areas and closed glovebox, everything can be easily organised!

* depending on version.





overseas model shown

1

1. 4.15m of loading length thanks to the clever load-through flap under the passenger bench seat⁽¹⁾
2. 6.7m³ of loading volume⁽¹⁾
3. loading area including up to 16 anchoring points and two lights



2

optimal loading space



3

With its class-leading loading length of up to 4.15 m⁽¹⁾ using the ingenious load-through flap under the passenger bench seat and up to 2.5-tonne towing capacity⁽²⁾, nothing stops New Renault Trafic. Boasting a loading volume of up to 6.7m³, New Renault Trafic has plenty of space for everything you need: tools, supplies, bulky items, rubble, and more. It also features two⁽³⁾ lights in the loading area and up to 16 anchoring points.

(1) on the L2 version.
(2) on the MT version.
(3) on van versions.



maximum versatility

The New Renault Traffic crew cab versions can carry up to 6 people. Transport your whole team when you need all of them for your projects. Depending on your needs, the modular seats can make use of space in different ways, and with the module-system layout, you can transform the rear into a ready-to-use workshop.





1. wireless smartphone charger*
2. easy link multimedia system via 8" central display with Android Auto™ and Apple CarPlay™ smartphone mirroring

integrated connectivity

Digital dashboard that you can read with just a glance, wireless smartphone charger*: wherever you go, you have an effective work space. Stay connected with the easy link multimedia system that you can control via an 8" central display. Access your map applications and plan your routes with Android Auto™ or Apple CarPlay™ smartphone mirroring and keep all your devices charged with three USB ports.

* depending on version.

Android Auto™ is a Google Inc. brand.

Apple CarPlay™ is an Apple Inc. brand.



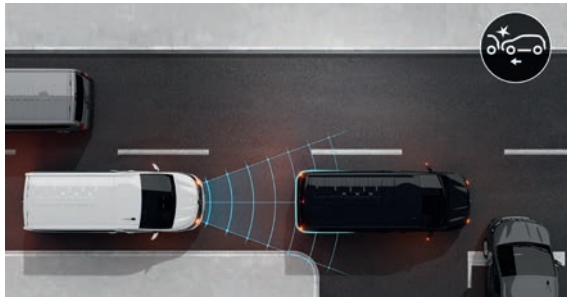
1



2


10 driving assistance systems

Make your job easier and work in complete safety with the New Renault Trafic. When behind the wheel, ten advanced driving assistance systems* facilitate your journeys and make them safer.




active emergency braking system (AEBS car to car)

Alerts the driver of imminent frontal collision risks, at low speed (from 7km/h to 80km/h). If no action is taken by the driver, the system triggers emergency braking to avoid or mitigate the impact of a collision. At speeds of 80km/h - 170km/h, the system will alert the driver to brake if a collision risk is detected.




lane departure warning

At speeds between 70 km/h and 180km/h, be warned by the system if the car is approaching or drifting into another lane without intending to (without first activating the indicator). *Standard or Pro and Premium, and not available on Crew Lifestyle.*




Distance Warning (DW)

Informs and alerts the driver of the distance from the vehicle in front.




automatic high/low beam headlight activation

Optimizes the use of high beam and prevents dazzling other road users (facing a vehicle, being overtaken, entering a city or other built up area). *Standard on Premium and Lifestyle, optional on Pro.*




Over-Speed Prevention (OSP)

Helps the driver avoid speeding by informing them of current speed limits (via GPS info). When the speed limiter is on, OSP proposes a new limit if the set limit is different from the allowed one. *Standard on Lifestyle, optional on Premium, and not available on Pro*



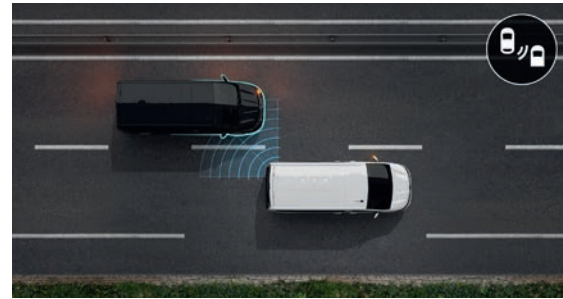
adaptive cruise control

After the cruising speed is set by the driver, this system assists with speed management by setting a minimum distance from the vehicle in front. *Standard on Premium and Lifestyle, not available on Pro.*



traffic sign recognition

The system identifies speed signs with the front camera and advises the driver of the detected limit via the instrument cluster. *Standard on Premium and Lifestyle, optional on Pro.*



Blind Spot Warning (BSW)

Working between speeds of 30km/h and 140km/hr, this warns the driver against potential collision with another vehicle approaching in their blind spot. *Standard on Premium and Lifestyle, optional on Pro.*



parking sensors

Radar sensors facilitate your manoeuvres by warning you with audio and visual signals when there are obstacles around you.



rear parking camera

Shows the image captured by the rear camera, helping with parking and other reversing maneuvers.

colour palette



Cumulus Blue (S)



Urban Grey (S)



Highland Grey (M)



Comet Grey (M)



Glacier White (S)



Jet Black (M)



Carmin Red (M)

S: solid paint. M: metallic paint non-contractual photos.

ambiances



overseas model shown with optional Comfort Pack

Pro

as standard

passive safety

- driver and passenger front & side curtain airbags
- seat belt warning light & tone for driver and front passengers
- engine immobiliser

active safety

- Active Emergency Braking system (AEBS - car to car)
- cruise control and speed limiter
- Lane Departure Warning (LDW)
- rear parking sensors & rear-view camera

exterior lighting

- LED headlights
- LED Daytime Running Lights (DRLS)

connectivity & multimedia

- 8" easy link touchscreen with Apple CarPlay® and Android Auto® replication
- 4.2" colour driver display
- bluetooth hands free with audio streaming
- FM/AM/DAB+ radio with steering wheel mounted controls

convenience

- remote door locking
- automatic dusk sensing headlights
- electric adjustable door mirrors
- 3 button foldable insert key with separate cargo bay opening
- spare wheel

comfort

- synthetic leather steering wheel
- electric windows with 1-touch driver side
- 8-way adjustable driver's seat
- fixed passenger bench with under-seat storage
- manual air conditioning

interior styling

- dark cloth seat upholstery
- black dashboard

exterior styling

- 16" steel wheels
- left sliding door - glazed
- body side protection mouldings
- rear tailgate - glazed

cargo area

- mid height cargo area lining
- 12V power outlet
- 2x cargo area lights (1 only on crew)
- anchorage points

Crew Pro (adds vs Pro van)

- 3 rear seats- foldable and removeable
- 2 rear speakers
- left & right sliding doors - glazed
- rubber loading floor
- cargo trims and roof lining

options

main options

- glazed bulkhead
- right sliding door
- single passenger bucket seat
- rear barn doors - glazed
- Comfort pack
 - fog lights
 - tyre pressure warning
 - rain-sensing wipers
 - hands-free key card with keyless entry
 - wide-view mirror
 - auto-dimming rear-view mirror
- Peace of mind pack
 - Blind Spot Warning (BSW)
 - front & side parking sensors
 - auto high/low beam
 - Traffic Sign Recognition (TSR)
 - auto folding mirrors

Trade pack

- timber floor
- full height wood wall lining
- LED ceiling lights
- heavy duty battery
- spare wheel protection basket

main options (Crew Pro)

- Comfort pack
 - fog lights
 - tyre pressure warning
 - rain-sensing wipers
 - hands-free key card with keyless entry
- Peace of mind pack
 - Blind Spot Warning (BSW)
 - front & side parking sensors
 - auto high/low beam
 - Traffic Sign Recognition (TSR)
 - auto folding mirrors
- single passenger bucket seat
- rear barn doors - glazed

ambiances



Premium

as standard

ADDS VS PRO:

passive safety

- tyre pressure warning

active safety

- adaptive cruise control
- Blind Spot Warning (BSW)
- Traffic Sign Recognition (TSR)
- front & side parking sensors
- automatic high/low beam headlights

exterior lighting

- fog lights

connectivity & multimedia

- wireless smartphone charger

convenience

- deadlocking
- electric folding door mirrors
- rain sensing wipers
- wide view mirror in passenger sun visor
- auto dimming rear-view mirror
- hands-free key card with keyless entry

comfort

- workstation passenger bench

interior styling

- premium cloth seat upholstery
- chrome dashboard trims

exterior styling

- right sliding door - unglazed
- rear barn doors - glazed
- painted side door rails

cargo area

- steel bulkhead with load-through flap

options

main options

- no bulkhead
- no right sliding door
- single passenger bucket seat
- rear tailgate - glazed
- glazed sliding door
- Trade pack
 - wooden floor
 - full height wood wall lining
 - LED ceiling lights
 - heavy duty battery
 - spare wheel protection basket
- Business pack
 - climate control
 - extra tinted windows
 - 17" alloy wheels
 - heated driver seat
 - LED cabin lights
 - navigation system with over-speed prevention

- chrome animation on the front grille
- painted front bumper
- painted door mirrors
- painted rear tail light column

ambiances



overseas model shown

Lifestyle

as standard

ADDS VS PREMIUM:

active safety

- Over-Speed Prevention (OSP)

connectivity & multimedia

- navigation system

comfort

- climate control
- heated driver seat
- fixed passenger bench with under-seat storage*

exterior styling

- 17" alloy wheels
- fully painted front bumper
- chrome animation
- painted door mirrors
- painted rear taillight column
- half painted rear bumper
- sliding doors glazed / opening
- extra tinted windows

crew area

- 3 rear seats with 2 armrests & reclining function
- ISOFIX child seat anchorage points on rear outermost seats
- 3 child seat anchorage points for rear seats
- additional rear seats 12v power socket
- step-in entrance light
- 2 additional rear speakers
- rear seats sun blinds
- rear seats roof lining
- rear seats anti slip floor covering
- rooflining
- LED cabin lights (front & rear)

options

main options

- single passenger bucket seat
- rear tailgate - glazed

upholstery



black cloth upholstery
standard on Pro



premium black cloth upholstery
standard on Premium and Lifestyle

hubcaps and wheel rims



16" steel wheel
standard on Pro Van & Premium



16" steel wheel - full cover
standard on Pro Crew



17" alloy wheel
standard on Lifestyle, optional on Premium

product features

Model	SWB Pro MT	LWB Pro MT	SWB Pro AT	LWB Pro AT	LWB Crew Pro AT	SWB Prem AT	LWB Prem AT	LWB Crew Lifestyle AT
CONVENIENCE								
Automatic dusk sensing headlights	●	●	●	●	●	●	●	●
Remote central locking	●	●	●	●	●	●	●	●
Auto-door lock when driving	●	●	●	●	●	●	●	●
3 button foldable insert key with separate cargo bay opening	●	●	●	●	●	-	-	-
Renault smart key card with keyless entry	opack	opack	opack	opack	opack	●	●	●
Automatic rain sensing wipers	opack	opack	opack	opack	opack	●	●	●
Deadlocking system	-	-	-	-	-	●	●	●
ECO mode	●	●	●	●	●	●	●	●
Electric front windows	●	●	●	●	●	●	●	●
1-touch anti-pinch driver window	●	●	●	●	●	●	●	●
Large cupholders x2 (x3 on Premium)	●	●	●	●	●	●	●	●
Large front door storage (w/ bottle holders)	●	●	●	●	●	●	●	●
Open & closed dashboard storage	●	●	●	●	●	●	●	●
Rear windscreen wiper	●	●	●	●	●	●	●	●
Rear windscreen demister	●	●	●	●	●	●	●	●
Cabin lights	●	●	●	●	●	●	●	-
LED Cabin lights	-	-	-	-	-	opack	opack	●
Wide view mirror in passenger sunvisor	opack	opack	opack	opack	opack	●	●	●
Automatic dimming rear view mirror	opack	opack	opack	opack	opack	●	●	●
Electric heated door mirrors w/ wide angle view	●	●	●	●	●	-	-	-
Electric heated & foldable door mirrors w/ wide angle view	opack	opack	opack	opack	opack	●	●	●
Under-body spare wheel	●	●	●	●	●	●	●	●
Automatic start & stop (switchable)	-	-	●	●	●	●	●	●
Gear shift indicator	●	●	●	●	●	●	●	●
COMFORT								
Heated driver's seat	-	-	-	-	-	opack	opack	●
Height, reach & lumbar adjustable driver's seat w/ armrest	●	●	●	●	●	●	●	●
Height, reach & lumbar adjustable passenger seat w/ armrest	○	○	○	○	○	○	○	○
Dual passenger bench seat w/ fold down centre workstation, dual under seat storage & load through flap	-	-	-	-	-	●	●	-
Fixed dual passenger bench seat w/ dual under seat storage	●	●	●	●	●	-	-	●
Leatherette steering wheel	●	●	●	●	●	●	●	●
Power steering	●	●	●	●	●	●	●	●
Height & reach adjustable steering wheel	●	●	●	●	●	●	●	●
Air conditioning w/ pollen filter	●	●	●	●	●	●	●	-
Climate control air conditioning	-	-	-	-	-	opack	opack	●
INTERIOR STYLING								
Black cloth upholstery	●	●	●	●	●	-	-	-
Premium 'JAVA' black cloth upholstery	-	-	-	-	-	●	●	●
Black dashboard with black geometric grain trim	●	●	●	●	●	-	-	-
Black dashboard with grey horizontal grain trim & chrome highlights	-	-	-	-	-	●	●	●
Piano bar commands on dashboard	●	●	●	●	●	●	●	●
EXTERIOR STYLING								
Wheels (inches)	6J x 16	6J x 16	6J x 16	6J x 16	6J x 16	6J x 16	6J x 16	6J x 17
Tyres (Front)	205/65R16	205/65R16	205/65R16	205/65R16	205/65R16	205/65R16	205/65R16	215/60R17
Tyres (Rear)	205/65R16	205/65R16	205/65R16	205/65R16	205/65R16	205/65R16	205/65R16	215/60R17
16" steel wheels - small cover	●	●	●	●	-	●	●	-
16" steel wheels - large cover	-	-	-	-	●	-	-	-

product features

Model	SWB Pro MT	LWB Pro MT	SWB Pro AT	LWB Pro AT	LWB Crew Pro AT	SWB Prem AT	LWB Prem AT	LWB Crew Lifestyle AT
Comfort Pack								
- Front LED fog lights w/ cornering function								
- Tyre pressure warning								
- Rain-sensing wipers	opack	opack	opack	opack	opack	-	-	-
- Hands-free key card								
- Wide view mirror in passenger sunvisor (N/A on LWB Crew Pro AT)								
- Automatic dimming rear-view mirror (N/A on LWB Crew Pro AT)								
Peace of Mind Pack								
- Blind Spot Warning (BSW)								
- Front & Side Parking Sensors								
- Automatic high/low beam headlights	opack	opack	opack	opack	opack	-	-	-
- Traffic Sign Recognition (TSR)								
- Auto folding door mirrors								
Business Pack								
- Navigation system with over-speed prevention								
- Climate control air conditioning								
- Heated driver's seat						opack	opack	-
- Body-coloured front bumper, half painted rear bumper, painted tail light surrounds and slide door rails)	-	-	-	-	-			
- 17" Alloy wheels								
- Extra tinted rear windows								
SINGLE OPTIONS								
Right sliding door	o	o	o	o	●	●	●	●
No right sliding door	●	●	●	●	-	o	o	-
Left & right sliding door - glazed	-	-	-	-	●	o	o	●
Rear tailgate - glazed	●	●	●	●	●	o	o	o
Rear barn doors w/ 180 opening - glazed	o	o	o	o	o	●	●	●
Steel bulkhead - glazed	o	o	o	o	-	●	●	●
No bulkhead	●	●	●	●	●	o	o	-
Height, reach & lumbar adjustable passenger seat w/ armrest	o	o	o	o	o	o	o	o
WARRANTY								
5 Years / 200,000 km warranty	●	●	●	●	●	●	●	●

* Compatibility may vary depending on phone

accessories

1. Roof rack, walkway and a ladder.

Fit your New Renault Trafic with an aluminium roof rack that can carry loads of nearly 150 kg. Add a walkway and a ladder and it will become a must-have for all your journeys.



1

overseas model shown

2. Standard towbar. Opt for a standard towbar on New Renault Traffic.

3. Wood interior trim. To protect the cargo area during intense use, New Renault Traffic will satisfy all your needs with its wood trim.

4. Rubber cargo mats.

Protect your vehicle's cockpit, day after day, project after project, delivery after delivery. Ultra-resistant, easy to install and clean, these rubber floor mats come in handy for all your tasks.



configurations

panel van



1 sliding side door



2 sliding side doors

semi-glazed van



2 sliding side doors

crew cab



2 sliding side doors

rear doors





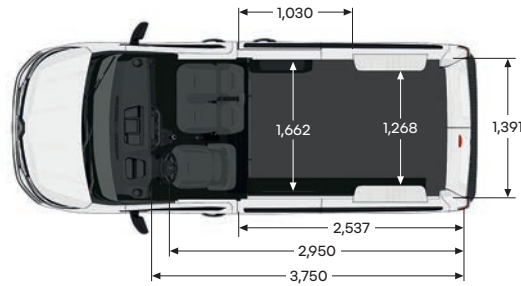
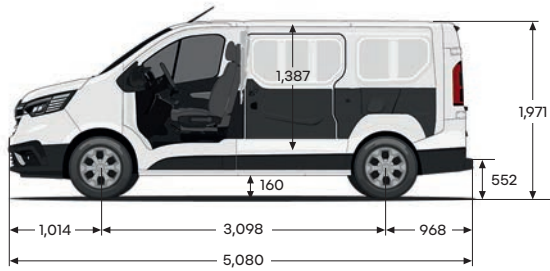
glazed barn doors





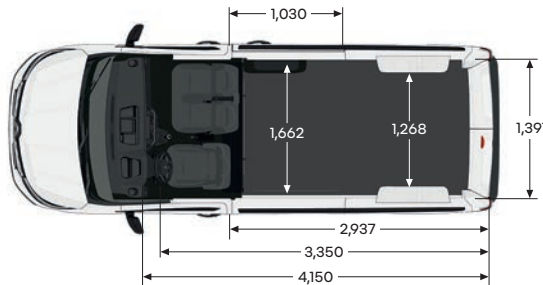
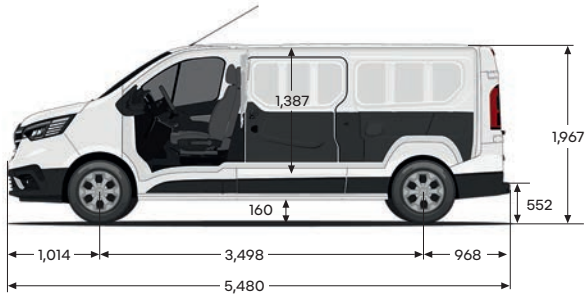
glazed tailgate

dimensions

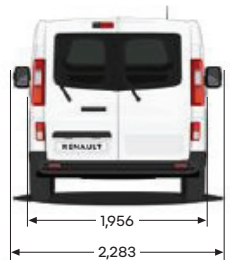

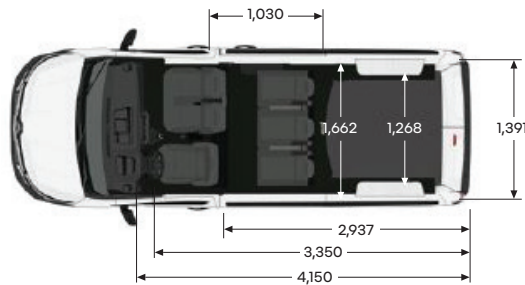
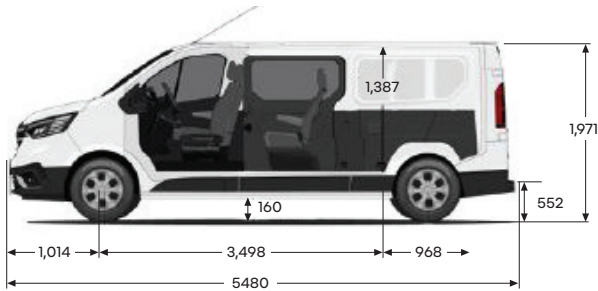
SWB L1H1 van



LWB L2H1 van



LWB L2H1 crew cab



technical specifications

Model	SWB Pro MT	LWB Pro MT	SWB Pro AT	LWB Pro AT	LWB Crew Pro AT **	SWB Prem AT	LWB Prem AT	LWB Crew Lifestyle AT
Engine & Transmission								
TYPE	2.0L Diesel							
Capacity (cc)	1,997							
Number of cylinders/ valves	4/16							
Bore x stroke (mm)	85 x 88							
Maximum power (kW @ rpm)	125 / 3,500							
Maximum torque (Nm @ rpm)	380 /1,500							
Fuel type	Diesel							
Fuel injection type	Common Rail + Turbocharger							
Type	6-speed manual				6-speed automatic			
Driven wheels	Front							
Speeds at 1000 rpm 1st gear	6.64				7.11			
2nd gear	13.18				12.63			
3rd gear	21.51				20.56			
4th gear	31.22				32.26			
5th gear	40.28				42.25			
6th gear	50.54				50.46			
Braking, suspension & steering								
Front braking system (diameter x thickness - mm)	296 x 28 Disc							
Rear braking system (Diameter x thickness - mm)	280 x 12 Disc							
Turning circle - kerb to kerb (M)	12.4	13.8	12.4	13.8	12.4	13.8	12.4	13.8
Fuel consumption^								
Emission standard	Euro 5							
Combined cycle (L/100km)	7.2				6.5			
CO2 emissions (g/km)	188				171			
Extra-urban cycle (L/100km)	5.9				6			
Urban cycle (L/100km)	9.3				7.4			
Fuel tank (L)	80							

^ Vehicle tested in accordance with ADR 81/02 based on combined cycle (city/highway). Actual fuel consumption & CO2 emissions depend on factors such as traffic conditions, vehicle condition & how you drive.

the iconic Estafette



fresh and practical ideas

With its forward cab, sliding side door, tight turning circle and low floor, Estafette did not go unnoticed when it was first produced in 1959. In a world with relatively few utility vehicles, its bright orange, yellow and blue colours heralded change. Estafette came to symbolise France's post-war boom and was a revolution for Renault - with everything shifting from the rear to the front. A complete change in the management's approach at that time - they realised that to facilitate access to the loading platform, front-wheel drive was essential.



1959




designed for professionals

Renault was to end up making numerous versions of the Estafette for all types of professional use as well as for tourists: pick-up, raised van, an extended version, a nine-seater minibus, even a camping car. This diversity is something that Renault has never stopped adding to. The last Estafette rolled off the production line in 1980, to be replaced by Renault Trafic.



continue with the experience
at the online museum
The Originals Renault



For more information visit renault.com.au

For more information, call 1800 009 008 or visit www.renault.com.au. Details are correct at the time of publication and are subject to change. Vehicles depicted in this brochure are overseas models and are shown for illustration purposes only; Australian vehicles may differ in features, specifications, equipment, accessories and/or colour. RVDA Pty Ltd reserves the right to discontinue or change its models at its discretion and without prior notice, including features, specifications, equipment, accessories available and colour. The colours in the photographs may vary from actual colours. Please consult your Renault dealer for the latest information on models, features, specifications, prices, options and availability. Publication date - January 2024. RVDA Pty Ltd, 2A Hill Road, Lidcombe NSW 2141. REN1246

Renault recommends  Castrol

    renault.com.au