



PEUGEOT

3008

RANGE



ALLURE MAKES THE DIFFERENCE

*Overseas model shown



*Overseas model shown


THE ALLURE OF CHOICE

Beyond the distinguished European design and sensory cabin experience, the PEUGEOT 3008 SUV range offers a choice of innovative and seamless driving options.

Select the dynamic latest generation Puretech turbo petrol engine, or drive into the future with the PEUGEOT 3008 GT Sport Plug-In Hybrid (PHEV) AWD.

The Puretech turbo petrol engine is combined with an EAT8 (Efficient Automatic Transmission 8-speed) automatic gearbox on GT models, for a seamless and efficient driving experience.

While PEUGEOT 3008 GT Sport Plug-In Hybrid delivers the option of 100% electric driving, with the convenience of regenerative braking to recharge the electricity battery as you drive.



*Overseas model shown

DESIGN & TECHNOLOGY



PEUGEOT i-Cockpit™

The driver's focus can stay on the road thanks to the customisable, 12.3" head-up digital instrument display.

This configurable digital instrument panel presents driving information relevant for your journey, while the GT Sport Plug In Hybrid AWD also displays details like Driving modes, Electric driving range level & Fuel range level.



CONNECTIVITY

Experience seamless connectivity with PEUGEOT Connect. Enjoy the Connected Navigation Pack offering mobile phone connectivity via Apple CarPlay® & Android Auto™¹, built-in 3D satellite navigation and voice recognition to help you stay connected on the go.



10" HD TOUCHSCREEN

Now more intuitive than ever, the 10" High Definition touchscreen is available across all variants in the 3008 SUV range. The screen enables quicker more accurate access to key functions such as compatible Apple CarPlay® or Android Auto™ connectivity¹ and built-in 3D satellite navigation.

¹. Compatible Apple® or Android™ device required.



*GT Sport model shown.



PLUG-IN HYBRID TECHNOLOGY

Available in 3008 GT Sport PHEV AWD



e-EFFICIENT AUTOMATIC


The PEUGEOT 3008 GT Sport PHEV AWD is equipped with the new electrified Efficient Automatic 8 speed Transmission (e-EAT8) offering rapid and smooth gear shifts, with the option to manually change gear using the paddles mounted on the steering column.



PLUG-IN HYBRID MOTOR

The plug-in hybrid motor provides a powerful, fluid and efficient driving experience in all conditions. Enjoy the versatility of all-electric mode for a silent performance with reduced vibrations & sharp acceleration thanks to instant motor torque.

The 1.6-litre engine produces a combined 222kW for a rewarding & stimulating driving experience.



LITHIUM-ION BATTERY

The 300V high-voltage battery is the Lithium-ion type and is conveniently located under the rear seats to preserve cabin and cargo space.

The battery comes with an 8-year or 160,000 km warranty.¹

1. Whichever occurs sooner, from vehicle's warranty start date.

CHARGING YOUR PEUGEOT PLUG-IN HYBRID

Whether home charging or public charging, your PEUGEOT plug-in hybrid is designed to make life easy and to keep you mobile wherever you are.



PRIVATE CHARGING

A Wallbox is PEUGEOT'S recommendation for optimum charging at home.

This method will efficiently charge your vehicle in just a few hours.



PUBLIC CHARGING

Utilising the expanding network of public infrastructure is an easy way to top-up range on the go, with many easy to use apps available for you on your smart phone.



MYPEUGEOT APP

Use the MyPeugeot app to access your owner's handbook online, check servicing & maintenance schedules, as well as fuel tank levels and odometer readings.

It's also perfect for trip planning - sending that information to your car's built-in navigation - or checking where you parked.



DRIVING RANGE

Enjoy travelling both short and long distances in your PEUGEOT plug-in hybrid, including a driving range of up to 60km WLTP¹ in 100% electric driving mode.

Tips to help optimise the driving range of your PEUGEOT:

THE POWER INDICATOR

Monitor energy consumption in real time, using the indicator on your dashboard, for efficient management of your vehicle's driving range.

REGENERATIVE BRAKING

When you release the accelerator the electric motor act as a generator, slowing the vehicle and recharging the battery.

1. Figure based on WLTP (Worldwide Harmonised Light Vehicle Test Procedure) static laboratory combined average city and highway cycle test, which measure, energy consumption, range and emissions in passenger vehicles, figures stated for the purposes of comparison amongst vehicles tested to the same technical procedures only. Actual real world range results will vary depending on a combination of factors including but not limited to load, driving style, type of journey, vehicle configuration, battery age and condition, use of vehicle features (such as heating and air conditioning), as well as operating, environmental and climate conditions.

UPHOLSTERY & TRIM



PEUGEOT 308 Allure

Upholstery: 'Colyn' fabric trim with leather effect & mint green top stitch.



PEUGEOT 308 GT

Upholstery: Alcantara® & leather effect trim with copper top stitch.



PEUGEOT 308 GT SPORT & GT SPORT PHEV AWD

Upholstery: Nappa 'Mistral' full grain leather seat trim¹ with 'Tramontane' charcoal grey top stitch. Models also feature FOCAL® premium 10 speaker Hi-Fi system: 4 woofer speakers, 4 tweeter speakers, 1 central speaker, 1 sub-woofer & one 12-way, 8 channel, 690 watt amplifier and panoramic opening glass roof as standard.



¹Nappa 'Mistral' Leather seat trim¹ available on GT Sport and GT Sport PHEV

¹ Leather appointed seats are a combination of genuine leather & synthetic materials for durability and are not wholly leather.



*Overseas model shown

SAFETY



SAFETY TECHNOLOGY

New generation, on-board safety features include - autonomous emergency braking with low light detection of pedestrians and cyclists, lane keep assist, lane departure warning, blind spot monitoring and Adaptive Cruise Control with Stop & Go function on GT models.

This automatically adjusts vehicle speed to maintain a safe distance from the vehicle in front and stops the vehicle completely if the vehicle ahead stops.



ADVANCED GRIP CONTROL

Advanced Grip Control is available on the Allure model and is a pack consisting of optimized traction control, specific tyres and Hill Assist Descent Control.

It allows you to adapt your grip to the most difficult conditions like snow, mud or sand.



EFFICIENT DRIVETRAINS

PEUGEOT 3008 models equipped with the dynamic latest generation Puretech turbo petrol engine, enjoy the clean and streamlined 'gearshift free' centre console thanks to the EAT8 automatic transmission on GT models.

PEUGEOT 3008 also adds the fuel-saving benefits of the efficient Stop & Start feature.

PAINT FINISHES



CELEBES BLUE



ULTIMATE RED¹



PLATINUM GREY¹



NERA BLACK¹



ARTENSE GREY¹



PEARL WHITE¹

WHEELS



18" Los Angeles two tone diamond cut alloy wheels (Standard on Allure)



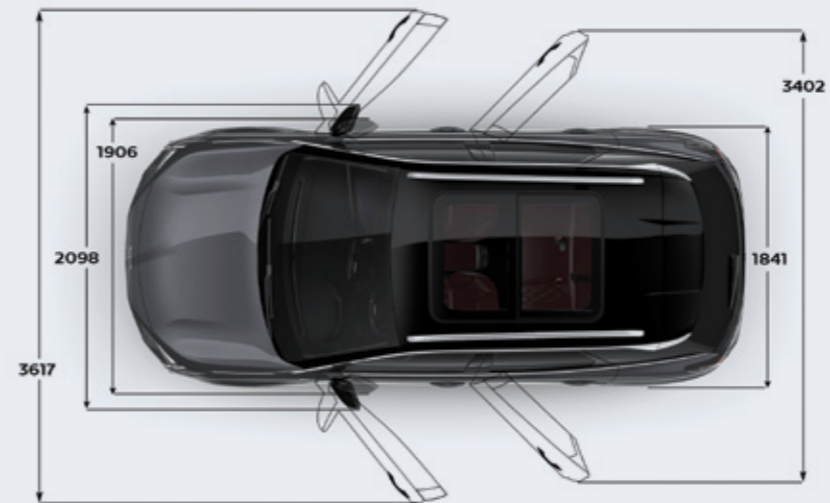
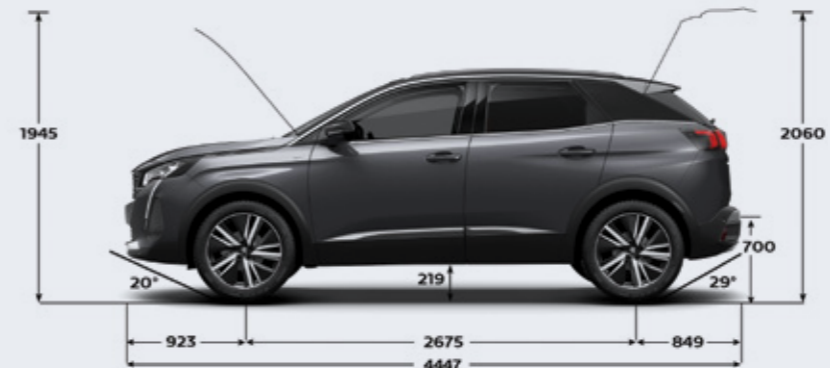
18" Detroit storm grey diamond cut alloy wheels (Standard on GT)



19" Washington onyx black finish diamond cut alloy wheels (Standard on GT SPORT & GT SPORT PHEV AWD)

Note: Paint colours are representative only and subject to variation due to the printing process. 1. Optional extra

DIMENSIONS (mm)




3008 SUV



EQUIPMENT

- STANDARD
- OPTIONAL
- UNAVAILABLE



SAFETY & SECURITY

	ALLURE	GT	GT SPORT	GT SPORT PHEV AWD
Advanced Grip Control®: Traction Control with Snow, Sand & Mud mode	●	–	–	–
Autonomous Emergency Braking (AEB) with low light pedestrian & cyclist detection	●	●	●	●
Forward Collision Warning	●	●	●	●
In-crash braking (multi collision braking)	●	●	●	●
Automatic hazard light activation upon heavy brake application	●	●	●	●
Anti-lock Braking System (ABS)	●	●	●	●
Emergency Braking Assistance (EBA)	●	●	●	●
Electronic Braking Distribution (EBD)	●	●	●	●
Electronic Stability Programme (ESP)	●	●	●	●
Blind Spot Detection (BSD)	●	●	●	●
Lane Departure Warning (LDW) with unmarked road edge detection	●	●	●	●
Active Lane Following Assist (semi-autonomous driving)	–	–	●	●
Advanced Driver Attention Alert (DAA3)	●	●	●	●
Distance Alert System	●	●	●	●
Traffic sign recognition	●	●	●	●
Speed limit recommendation	●	●	●	●
Adaptive cruise control	●	●	–	–
Adaptive cruise control with Stop & Go function	–	–	●	●
Speed limiter function	●	●	●	●
Child lock functionality on rear doors & windows	●	●	●	●

SAFETY & SECURITY

	ALLURE	GT	GT SPORT	GT SPORT PHEV AWD
Outer rear seats (x2) with ISOFIX mounting points including (x3) top tether rear seats	●	●	●	●
Automatic door locking when driving off	●	●	●	●
Deadlocking	●	●	●	●
Electronic code immobiliser	●	●	●	●
Front three-point retractable seatbelts, height-adjustable, with pretensioners and force limiters	●	●	●	●
Seat belt unfastened audible & visual alert while moving	●	●	●	●
Front Airbags: Driver & front passenger	●	●	●	●
Side Airbags: Driver & front passenger	●	●	●	●
Curtain Airbags: First & second row	●	●	●	●
Tyre pressure sensors	●	●	●	●

COMFORT & CONVENIENCE


	ALLURE	GT	GT SPORT	GT SPORT PHEV AWD
Eco, Normal, Sport drive mode	●	●	●	–
Hybrid, Electric, Sport & 4WD drive modes	–	–	–	●
PEUGEOT i-Cockpit™ driver layout	●	●	●	●
Configurable 12.3" digital driving cockpit	●	●	●	●
Compact sports steering wheel	●	●	●	●
Multifunction trip computer	●	●	●	●
External temperature gauge	●	●	●	●
Front & rear parking sensors	●	●	●	●
180° colour reversing camera with top down view	●	●	●	●
Semi Automatic Parking Assist	●	●	●	●

3008 SUV



EQUIPMENT

- STANDARD
- OPTIONAL
- UNAVAILABLE



COMFORT & CONVENIENCE

	ALLURE	GT	GT SPORT	GT SPORT PHEV AWD
Electric parking brake	●	●	●	●
Push Button Start	●	●	●	●
Keyless entry	●	●	●	●
Remote central locking	●	●	●	●
Automatic dual zone climate control air conditioning	●	●	●	●
Rear centre console ventilation system	●	●	●	●
Auto-dimming rear view mirror	●	–	–	–
Frameless auto-dimming rear view mirror	–	●	●	●
Electric power steering with height & reach adjustable steering column	●	●	●	●
Steering mounted paddle gear shifter	●	●	●	●
Two-position boot floor	●	●	●	●

IN CAR ENTERTAINMENT & COMMUNICATION

	ALLURE	GT	GT SPORT	GT SPORT PHEV AWD
10" High Definition capacitive central touch-screen	●	●	●	●
3D Satellite Navigation	●	●	●	●
12V sockets (x3)	●	●	●	●
AM, FM & DAB (Digital Audio Broadcasting) Radio	●	●	●	●
Bluetooth® phone connectivity	●	●	●	●
Mirror Screen® phone mirroring functionality	●	●	●	●
Apple CarPlay® & Android Auto™ connectivity ¹	●	●	●	●
Voice recognition	●	●	●	●
myPeugeot App (downloadable from App store)	●	●	●	●

IN CAR ENTERTAINMENT & COMMUNICATION

	ALLURE	GT	GT SPORT	GT SPORT PHEV AWD
6 Speaker sound system (4 woofer door speakers, 2 tweeter door pillar speakers)	●	●	–	–
FOCAL® premium 10 speaker Hi-Fi system: 4 woofer speakers, 4 tweeter speakers, 1 central speaker, 1 sub-woofer & one 12-way, 8 channel, 690 watt amplifier	–	–	●	●

INTERIOR FEATURES


	ALLURE	GT	GT SPORT	GT SPORT PHEV AWD
Blue ambient lighting to head-up instrument panel	●	●	●	●
Blue ambient lighting to front door panels, storage, footwells & cup holders	–	●	●	●
Courtesy lighting: front roof light, rear roof light, central console lighting, LED illuminated glovebox & LED boot light	○	–	–	–
LED interior lighting	●	●	●	●
Vanity mirrors	●	●	●	●
Illuminated vanity mirrors	●	●	●	●
Bremeo fabric interior trim	●	–	–	–
Alcantara® interior trim	–	●	–	–
Lime Wood interior trim	–	○ ²	●	●
Stainless steel front door sill scuff plates	–	●	●	●
Multi-function leather steering wheel	●	–	–	–
Multi-function full grain leather steering wheel with 'Aikinite' copper stitching & GT badging	–	●	●	●
Central front armrest with storage compartment	●	●	●	●
Front central console with two cup holders	●	●	●	●
Rear armrest with ski flap & two cup holders	●	●	●	●

3008 SUV



EQUIPMENT

- STANDARD
- OPTIONAL
- UNAVAILABLE



INTERIOR FEATURES

	ALLURE	GT	GT SPORT	GT SPORT PHEV AWD
Front & rear carpet mats	○	●	●	●
Light Grey interior roof lining	●	–	–	–
Premium Mistral Black interior roof lining	○	●	●	●
Driver's foot rest	●	●	●	●
Thermoplastic composite foot pedals	●	–	–	–
Chrome trimmed sport foot pedals	–	●	●	●

EXTERIOR FEATURES

Twin exhaust effect trim	–	●	●	●
Motorised electric tailgate with foot sensor	●	●	●	●
Nera black door mirror shells	●	●	●	●
Auto-dipping in reverse door mirrors	●	●	●	●
Heated door mirrors	●	●	●	●
Power-folding door mirrors	●	●	●	●
Door mirror mounted LED projection puddle lights	●	●	●	●
Full privacy glass rear side & rear windows	●	●	●	●
One-touch electric windows with pinch protection	●	●	●	●
'GT' badging	–	●	●	●
'Hybrid' badging	–	–	–	●
Black Pack: Front grille, front & rear badging, front & rear 'PEUGEOT' lettering, rear bumper strip, lower bumper trim, side door trim, front wing trims, window surrounds in black/dark chrome/satin black	–	–	●	●
Body coloured roof	●	–	–	–
Diamond Black contrasting roof	○ ¹	●	●	●

EXTERIOR FEATURES

Roof rails	●	●	●	●
Panoramic opening glass roof	○ ¹	○ ¹	●	●
18" Los Angeles two tone diamond cut alloy wheels	●	–	–	–
18" Detroit storm grey diamond cut alloy wheels	–	●	–	–
19" Washington Onyx Black diamond cut alloy wheels	–	–	●	●
Space saver spare wheel	●	●	●	–
Tyre repair kit	–	–	–	●

EXTERIOR LIGHTING & VISIBILITY

LED headlights	●	–	–	–
Full LED adaptive headlights	–	●	●	●
Auto Highbeam function	–	●	●	●
Automatic dusk sensing headlights	●	●	●	●
Static corner lighting function	–	●	●	●
'Guide me home' headlight function	●	●	●	●
LED daytime running lights with integrated fog light function	●	●	●	●
Adaptive rear lighting system	●	●	●	●
Rear LED PEUGEOT signature 'Claw Effect' lights with daylight function	●	●	●	●
Automatic rain-sensing flat blade wipers with integrated wash function	●	●	●	●
Heated rear windscreen & wiper blade	●	●	●	●

3008 SUV



EQUIPMENT

- STANDARD
- OPTIONAL
- UNAVAILABLE



SEATING	ALLURE	GT	GT SPORT	GT SPORT PHEV AWD
Driver & front passenger Comfort profile seats	●	–	–	–
Driver & front passenger Bolstered profile seats	○ ¹	●	●	●
Driver & front passenger seat adjustable cushion nose	○ ¹	●	●	●
Flat folding front passenger seat	●	●	●	●
Split folding 'Magic Flat' rear seat with boot accessible controls	●	●	●	●
Map pockets on front seat backs	●	●	●	●
Driver seat position x2 memory function	○ ¹	●	●	●
Driver & front passenger heated seats	○ ¹	●	●	●
Driver seat multi-point massage function	○ ¹	●	●	●
Driver & front passenger seat mechanical adjustment	●	–	–	–
Driver's seat electric adjustment	○ ¹	●	●	●
Front passenger seat mechanical adjustment	●	●	●	●
Driver seat mechanical lumbar adjustment	●	–	–	–
Driver seat electric lumbar adjustment	○ ¹	●	●	●
'Colyn' fabric trim with leather effect & mint green top stitch	●	–	–	–
Alcantara® & leather effect trim with copper top stitch	–	●	–	–
Nappa 'Mistral' full grain leather seat trim with 'Tramontane' charcoal grey top stitch ²	○ ²	–	●	●

1. Only available in conjunction with Luxury Pack. 2. Leather appointed seats are a combination of genuine leather and synthetic materials and are not wholly leather.

3008 SUV



TECHNICAL SPECIFICATIONS

- STANDARD
- OPTIONAL
- UNAVAILABLE



INTERNAL COMBUSTION ENGINE

Drivetrain	1.6 litre turbo petrol	1.6 litre turbo petrol	1.6 litre turbo petrol	1.6 litre turbo petrol
Cylinders	4	4	4	4
Cubic capacity (cc)	1598	1598	1598	1598
Max power (kW @ rpm)	121 @ 6000	133 @ 5500	133 @ 5500	147 @ 6000
Max torque (Nm @ rpm)	240 @ 1400	250 @ 1650	250 @ 1650	300 @ 3000
Stop/start function	●	●	●	●

ELECTRIC MOTOR (GT SPORT PHEV AWD only)

Electric motor (integrated with the e-EAT8 gearbox)	1 at the front / 1 at the rear
Max power (kW @ rpm)	81 @ 2500 (front), 83 @ 14000 (rear)
Max torque (Nm @ rpm)	320 @ 500 - 2500 (front), 166 @ 0 - 4760 (rear)
Battery	Li-ion
Battery warranty	8 year traction
Battery Capacity (kWh)/Battery Power (kW)	13.2 / 90
On Board Charger (kW)	3.7
WLTP tested electric only range (km) ¹	60

COMBINED PERFORMANCE (Petrol engine & electric motor - GT SPORT PHEV AWD only)

Max power (kW)	222
Max torque (Nm)	520

TRANSMISSION

6-speed Efficient Automatic Transmission (EAT)	●	–	–	–
8-speed Efficient Automatic Transmission (EAT)	–	●	●	–
Electronic 8-speed Efficient Automatic Transmission (eEAT)	–	–	–	●

PERFORMANCE

Maximum speed (km/h) ²	201	222	222	235
Acceleration 0-100km/h (sec)	9.9	8.8	8.8	5.9

STEERING

Power steering	Electric	Electric	Electric	Electric
----------------	----------	----------	----------	----------

SUSPENSION

Front	Independent wheels - Pseudo-MacPherson axle, coil springs and integrated and pressurised hydraulic shock absorbers
Rear	Semi-independent wheels - Twist beam axle, hydraulic and pressurised shock absorbers

BRAKES

Front	Ventilated disc brakes with sliding caliper
Rear	Sliding calliper disc brakes

1. Figure based on WLTP (Worldwide Harmonised Light Vehicle Test Procedure) static laboratory combined average city and highway cycle test, which measure, energy consumption, range and emissions in passenger vehicles, figures stated for the purposes of comparison amongst vehicles tested to the same technical procedures only. Actual real world range results will vary depending on a combination of factors including but not limited to load, driving style, type of journey, vehicle configuration, battery age and condition, use of vehicle features (such as heating and air conditioning), as well as operating, environmental and climate conditions. 2. Driver only.

3008 SUV



TECHNICAL SPECIFICATIONS

- STANDARD
- OPTIONAL
- UNAVAILABLE



ALLURE



GT



GT SPORT



GT SPORT
PHEV AWD

WHEELS & TYRES

Wheel Size / Tyre	225/55 R18	225/55 R18	205/55 R19	225/55 R19
Spare type	135/80 R18	135/80 R18	135/80 R18	Tyre repair kit

WEIGHTS (kg)

Gross vehicle weight	1950	1960	1970	2330
Kerb weight	1400	1422	1429	1840
Tare weight	1371	1390	1397	1815
Max. braked towing load	1550	1550	1500	1250
Max. unbraked towing load	600	600	750	750

DIMENSIONS (mm)

Length	4447	4447	4447	4447
Width mirrors open/folded	2098 / 1906	2098 / 1906	2098 / 1906	2098 / 1906
Height	1624	1624	1624	1623
Wheelbase	2675	2675	2675	2675
Front/rear overhang	925/849	925/849	925/849	925/849
Front/rear track width	1579/1587	1579/1587	1579/1587	1579/1587
Front/rear overhang (degrees)	20/29	20/29	20/29	20/29
Turning circle (m)	10.7	10.7	10.7	10.7

BOOT VOLUMES (L)

Boot volume with seats in place	591	591	591	529
Boot volume to roof height rear seats folded	1670	1670	1670	1608

CONSUMPTION & EMISSIONS¹

City cycle (L/100km)	10.1	6.4	6.4	n/a
Highway cycle (L/100km)	5.7	5.1	5.1	n/a
Combined cycle (L/100km)	7.3	5.6	5.6	1.6
CO ₂ emissions (g/km)	165	128	128	36.4
Fuel tank capacity (L)	53	53	53	43

1. Fuel consumption results are based on NEDC's standard test procedure to provide customers with a basis for comparison of the performance of vehicles in accordance with ADR 81/02 only. No test can simulate all 'real world' driving conditions. Actual on-road fuel consumption is will vary due to factors such as traffic conditions, vehicle conditions and load, fuel quality and how the vehicle is driven. More information at www.greenvehicleguide.gov.au.



PEUGEOT

3008 SUV



CONFIGURE



CURRENT OFFERS \$

ACCESSORIES



FIND A DEALER



Peugeot Citroën Australia offers this information as a general guide to product specifications. All data is believed to be correct as at March 2024, however, as development is an ongoing process, changes may occur from time to time which will not necessarily be reflected herein. Therefore, Peugeot Citroën Australia reserves the right to change specifications without notice. Accordingly, this information should not be regarded as an infallible guide to correct specifications, nor does it constitute an offer for sale of any particular vehicle. Whilst all care has been taken to provide you with information in regards to the general use of PEUGEOT products, you should not rely solely on the information provided in this brochure. Dealers are not agents of Peugeot Citroën Australia and have absolutely no authority to bind Peugeot Citroën Australia by an express or implied undertaking or representation. Peugeot Citroën Australia is the trading name of Inchcape European Automotive Pty Limited (ABN 97 070 000 789).