



Take Charge



MG HS

PLUG-IN HYBRID

EASY WAY TO EV

Introducing the MG HS Plug-in Hybrid. MG Motor's spacious, family-friendly SUV now offers the best of both worlds, designed for those who want the advantages of electric driving with the practicality of a combustion engine.


Powered by a combination of a 1.5-litre turbocharged petrol engine, a permanent-magnet synchronous motor and a liquid-cooled lithium-ion battery, the HS Plug-in Hybrid also the most powerful MG ever, producing 189kW and 370Nm.

Whether it's tackling the midweek commute, running errands around town or navigating the school run, enjoy silent, powerful and emissions-free performance with a pure electric driving range of up to 63km from a single charge*.

Charging can be done easily overnight, via a home 7kW fixed wall charger, taking approximately 5 hours^ to fully charge via a Type 2 charging port conveniently located on the side of the car.

*Range figures are determined by testing under standardised laboratory conditions to comply with ADR 81 / 02. These figures should only be used for the purpose of comparison amongst vehicles. Actual figures will generally differ under real world driving conditions and will vary depending on factors including (but not limited to) driving style, vehicle's equipment and road, traffic and weather conditions. Provisional data at time of going to print.

^ Charging times can vary depending on many factors including but not limited to environmental conditions, auxiliary consumables (e.g. seat heating and air-conditioning) and capabilities of charging infrastructure capacity and/or supply



Electric performance and battery



LED headlights^!



Charging made simple.

^! Available on Essence

Actual New Zealand specification may vary from vehicle shown.



12.3" virtual instrument cluster



10.1" infotainment touchscreen



Panoramic Stargazer Sunroof[^]!



Leather trimmed, multifunctional steering wheel



Spacious and comfortable interior[^]!

EVERYDAY COMFORT AND SPACE

Intricate finishes, luxuriously soft-touch materials and premium technology result in a truly refined and elegant cabin space. Designed for passenger and driver comfort, take to the wheel or enjoy the journey in a stylish Bader Leather heated sport seat with Alcantara trim (Essence) and striking red contrast stitching.

Create instant ambience with the customisable interior cabin lighting and enjoy the connectivity of Apple CarPlay, Android Auto and Satellite Navigation, all controlled through the 10.1" colour touchscreen. In addition, review the real-time performance of your MG HS Plug-in Hybrid with a large 12.3" virtual instrument cluster, directly in your field of vision for quick adjustments on the road.

Overhead, the exceptionally large panoramic stargazer sunroof fills the cabin with natural light for a spacious and airy drive (Essence). Whilst in the back, the 60/40 split reclining rear seats, allows you to access a maximum of 1275 litres of cargo space, for all the room you need in an SUV.

[^]!Available on Essence

DUAL-MOTOR TECHNOLOGY

The MG HS Plug-in Hybrid matches cutting-edge lithium-ion battery technology with an equally advanced hybrid powertrain to deliver trusted performance for a smart drive.

The Intelligent Hybrid Energy Management System is the key to the HS Plug-in Hybrid's smooth and refined daily driving experience.

The sophisticated control system monitors and adjusts the vehicle's power output in real time to compensate for prevailing road conditions.

The system also actively learns the driver's individual driving style, balancing power requirements and battery management to further improve fuel efficiency and ensuring optimal use of the electric range.





MORE POWER WITH LESS CONSUMPTION

Exceptional fuel economy, vastly reduced CO₂ emissions and impressive acceleration is all part of the HS Plug-in Hybrid experience.

MG's most powerful SUV delivers rapid acceleration, reaching 0-100km/h in just 6.9 seconds.

Proving that power and economy aren't mutually exclusive, the MG HS Plug-in Hybrid returns an impressive 1.7L/100km fuel consumption figure (combined)~ and combined CO₂ emissions of just 39 grams per kilometre.~

Engage EV mode with the press of a button at any speed, and you'll not only save money at the bowser, but your emissions fall to zero.

~Figures according to ADR 81/02 derived from laboratory testing. Factors including but not limited to driving style, road and traffic conditions, environmental influences, vehicle condition and accessories fitted, will in practice in the real world lead to figures which generally differ from those advertised. Advertised figures are meant for comparison amongst vehicles only.

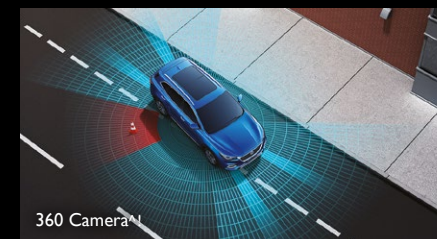

THE NEW STANDARD IN SAFETY



At MG, innovation runs deep.

So, when it comes to safety, we've gone above and beyond in the MG HS Plug-in Hybrid by incorporating all the latest safety technology into a single platform we call MG PILOT.

With its 10 Active Driver Safety features as standard, MG PILOT is constantly sensing your surroundings, on the lookout for unseen hazards. With the ability to react autonomously in situations where driver safety is at risk, take comfort that you and your family are backed by a new level in safety intelligence. With 6 SRS airbags, the MG HS Plug-in Hybrid offers a new standard in safety.



^1Available on Essence



INTELLIGENT SPEED LIMIT ASSIST

Actively detects speed limit signs and alerts you to your current vehicle speed.



TRAFFIC JAM ASSIST

Detects heavy traffic and automatically follows the vehicle in front, controlling acceleration, braking and steering within the lane.



REAR CROSS TRAFFIC ALERT

Alerts you of approaching vehicles and pedestrians when reversing out of parking spaces.



ADAPTIVE CRUISE CONTROL

Detects the front vehicle position and keeps a safe distance between your HS Plug-in Hybrid and the car in front.



360 DEGREE CAMERA^{^!}

Provides you with a 360° field of view around the vehicle when reversing.



ACTIVE EMERGENCY BRAKING

Senses impending collisions and applies the brakes to help avoid or lessen impact.



LANE KEEP ASSIST

Alerts the driver when the HS Plug-in Hybrid is getting too close to the lane edge.



INTELLIGENT HEADLAMP CONTROL

When driving at night or in low light conditions, the forward-facing camera detects the environmental circumstances and will automatically switch your headlights between regular and high beam for you.



BLIND SPOT DETECTION

Registers objects in hard-to-see areas to help you change lanes safely.

The above safety features are driver assist technologies that are not a substitute for safe and attentive driving or for the drivers control over the vehicle.



The new MG HS Plug-in Hybrid comes with a 10-Year/ 250,000km[†] warranty, offering maximum assurance and peace of mind.

^{*}Private buyers only. Battery warranty for commercial use is 7 Years/160,000km



^{^!}Available on Essence

Excite



Introducing the MG HS Plug-in Hybrid Excite. This spacious, family-loving and value-packed SUV now offers the best of both worlds, providing the clean, quiet advantage of electric mobility with the practicality of combustion power. Sporting a turbocharged 1.5-litre petrol engine, a permanent magnet synchronous electric motor and a lithium-ion 16.6kWh battery, the HS Plug-in Hybrid Excite also features MG Pilot, the safety system that's always on duty for your family.

KEY FEATURES:

- Dual-motor technology
- MG Pilot active safety suite
- 17" alloy rims
- LED daytime running lights and taillights
- 10.1" touchscreen with Apple CarPlay and Android Auto
- 12.3" virtual cockpit
- Driver's six-way electric front seat
- Keyless entry/pushbutton start
- Battery Capacity: 16.6kWh
- Electric Driving Range: 63km (NEDC)
- 1.7L/100km (combined) fuel consumption†
- 189kW/370Nm

Essence



Luxury and refinement defines the dual-motor HS Plug-in Hybrid Essence. Silent, emission-free electric operation is complemented by a 10-speed automatic transmission and electronic-limited slip diff for maximum traction. A full-length Stargazer panoramic sunroof, 360-degree camera, premium heated leather sports seats and signature LED lighting inside and out complete a truly stunning – and surprisingly affordable – luxury SUV.

IN ADDITION TO EXCITE

- 18" alloy rims, Michelin tyres
- Stargazer panoramic sunroof
- Two-tone leather insert sports seats (front)
- Passenger four-way electric front seat
- 360-degree camera
- LED headlights
- LED ambient interior lighting
- Foglights
- Electric heated door mirrors
- Powered tailgate

CHARGE HUB WALL CHARGER



The convenience of home charging - redefined.

Developed in collaboration with one of the largest EV infrastructure companies in the world, the CHARGE HUB charger range not only complements MG's own range of electric vehicles, it stands ready to enable a connected world.

With a built-in RFID reader, ethernet and internet connectivity, it's also completely future-proof for home and business use.

The compact, stylish wallbox is designed to work with all vehicles which use Type-2 charging, is available in 7kW single-phase and 11kW three-phase output types, as well as in three vibrant colours.

Find out more about the CHARGE HUB charger family at mgmotor.com.au, or visit your nearest MG dealer.

CHARGE HUB 7/11 SPECIFICATIONS

GENERAL	Model Name	ChargeHub 7	ChargeHub 11
POWER INPUT	Input Rating	230Vac±10%, 45-65Hz, single-phase	400Vac±10%, 45-65Hz, three-phase
POWER OUTPUT	Output Power	7kW max.	11kW max.
	Output Current	32A max.	16A max.
COMMUNICATION	Network Interface	4G, Ethernet, Wi-Fi, RS485	
MECHANICAL	Dimension (WxHxD)	282 x 409 x 148 mm	
	Weight	Approx. 4.5kg	Approx. 5.6kg
	Connection	Tethered Type 2 (5m Cable)	
	Installation	Wall-mounted, Column-mounted	
REGULATION	Certificate / Compliance	CE	

BODY STYLE	EXCITE	ESSENCE
5 door SUV	•	•
ENGINE		
Type	Type 1.5-litre petrol turbocharged	
Cylinders	4	
Cubic Capacity (cc)	1490	
No. of valves	16	
Max power (Kw @ rpm)	119 @ 5500	
Max torque (Nm @ rpm)	250 @4300	
Induction	Turbocharged direct injection	
Emission standard	Euro 5	
ELECTRIC MOTOR AND BATTERY		
Battery Capacity, kWh	16.6kWh	
Motor max power (Kw)	90 kW	
Motor max torque (Nm)	230 Nm	
Charger Connection Type	Type2 AC	
Estimated 7kW Charge Time (full charge) / hours	5h	
Range, EV only (NEDC)	63km	
PERFORMANCE		
Combined outputs (kW/Nm)	189/370	
Acceleration (0-100km/h)	6.9s	
Top speed	190km/h	
TRANSMISSION		
Transmission	10-Speed Transmission	
CONSUMPTION AND EMISSIONS		
City cycle (ADR 81/02 per100km)*	5.8	
Combined cycle (ADR 81/02 per100km)*	1.7	
CO2 emissions (g/km) Combined	39	
DIMENSIONS		
Length (mm)	4574	
Width (mm)	1876	
Height (mm)	1685	
Wheelbase (mm)	2720	
Minimum ground clearance (mm)	145	
Boot volume with seats in place to security cover height (L)	451	
Boot volume with seats folded to window line (L)	1275	

WEIGHTS	EXCITE	ESSENCE
Kerb weight(kg)	1737	1775
Gross Vehicle Mass (GVM)	2196	2196
Maximum unbraked trailer towing weight (kg)	750	
Maximum braked trailer towing weight (kg)~	1500	
SECURITY WHEELS		
18" diamond cut alloy wheel		•
17" alloy wheel	•	
Tyre Repair Kit	•	•
WHEELS		
Ventilated front discs	•	•
Rear discs	•	•
STEERING		
Speed sensitive power steering	•	•
SUSPENSION		
Front	MacPherson Strut	
Rear	Multi-link	
SAFETY		
6 airbags	•	•
ABS with Electronic Brake Force Distribution	•	•
Emergency Brake Assist (EBA)	•	•
Electronic Stability Program (ESP)	•	•
Active Cornering Brake Control (CBC)	•	•
Side impact absorbent door padding (front doors)	•	•
Pretension and load limiting front seat belts	•	•
Seatbelt warning indicator lights – Front & Rear	•	•
Three rear 3-point seatbelts	•	•
Hill launch assist	•	•
Rear seat child restraint anchorage points	•	•
Automatic door unlocking in accident	•	•
Automatic activation of hazard lights under emergency braking	•	•
Ultra-High tensile steel cage body	•	•
Intrusion minimizing and collapsible steering column	•	•

SECURITY	EXCITE	ESSENCE
Rolling code transponder immobiliser	•	•
Visible VIN	•	•
Internally operated central locking	•	•
Delayed automatic locking	•	•
Automatic locking doors and boot (activated by vehicle moving)	•	•
Door ajar warning	•	•
Anti-theft alarm	•	•
MG PILOT		
Adaptive Cruise Control	•	•
Forward Collision Warning	•	•
Automatic Emergency Braking	•	•
Lane Departure Warning	•	•
Traffic Jam Assist	•	•
Intelligent Cruise Assist	•	•
Blind Spot Detection	•	•
Rear Cross Traffic Alert	•	•
Intelligent Headlamp Control	•	•
Speed Assistance System	•	•



TECHNICAL SPECIFICATIONS AND EQUIPMENT

* New Zealand Standard ADR 81/02. Figures to be used for comparison across vehicles. Driving conditions will affect actual results.

~Capacity is based on the authorised fitment of a genuine MG Motor towbar kit. Do not exceed maximum towbar capacity. Do not exceed gross vehicle mass (GVM) or gross combined mass (GCM) when towing. Obey all State and Territory regulations when towing.

COMFORT AND CONVENIENCE	EXCITE	ESSENCE
Speed sensitive power steering	•	•
Remote control central locking	•	•
Rear Parking Sensors	•	•
360 degree surround view camera		•
Electric windows with driver one touch	•	•
Height adjustable steering wheel	•	•
Push Button Start	•	•
Keyless entry system	•	•
Remote unlock boot	•	•
Electric tailgate		•
Luggage cover	•	•
Electrically operated door mirrors	•	•
Electrically operated door mirrors with heating	•	•
IN-CAR ENTERTAINMENT AND COMMUNICATION		
6 speaker audio system w/ Bluetooth, USB	•	•
Sound effect (base)	•	•
Speed related volume controls	•	•
10.1" Multi-function colour touch screen with Apple CarPlay and Android AUTO	•	•
12V charger in the front	•	•
Front 2 USB ports	•	•
Rear 2 USB ports	•	•
Steering wheel audio controls	•	•
Satellite Navigation (colour)	•	•
SEATING		
Driver's 6way Electrically Adjustable Seat	•	•
Passenger's 4way Electrically Adjustable Seat		•
Front seat heating - driver and passenger	•	•
Driver's Seat Manual Lumbar Adjustment	•	•
Front Center Armrest with Storage, slidable	•	•
60/40 Split folding rear seats with fold flat and multi-tier boot floor	•	•
Angle adjustable rear seat - 2 stops	•	•
Rear arm rest with cup holder	•	•
PU & PVC Seat	•	•
Two-tone Front Leather Insert Sports Seats		•

INTERIOR FEATURES	EXCITE	ESSENCE
Front door stowage bins with Bottle Holders	•	•
Twin front Cup holders	•	•
Front seat back map pockets	•	•
Courtesy light with delay	•	•
Boot light	•	•
Removable luggage cover above boot	•	•
Front map reading lights	•	•
Rear reading lights	•	•
Welcome Lights		•
Driver and passenger sun visors with vanity mirrors and illumination	•	•
Gloves box with Illumination	•	•
Leather trimmed, multifunctional steering wheel with contrast stitching & perforation detail	•	•
Premium trimmed gear knob	•	•
Sporty metaltrim pedals		•
Synthetic Leather interior trim for door facings with contrast stitching detail	•	•
12V accessory power point in center console	•	•
Satin Chrome highlights to door handles, air vents and steering wheel	•	•
EXTERIOR LIGHTING AND VISIBILITY		
LED headlight with Manual height adjustment		•
Projector halogen headlight, adjustable	•	
Front fog lights		•
Rear fog light	•	•
LED 'London Eye' daytime running lights	•	•
LED taillamp with sequent illumination		•
Lights on warning alarm	•	•
Heated glass rear window with timed cut-off	•	•
Intermittent rear wiper	•	•
Intermittent windscreen wipers	•	•
Rain Sensor wiper	•	•
Automatic headlight illumination system	•	•
Follow me home delayed headlight illumination	•	•

EXTERIOR FEATURES	EXCITE	ESSENCE
MG 'Exclusive' Grille with Chrome surround and Satin Silver inlay highlight	•	•
Chrome finish Fog Light surround		•
Body colour door mirrors with integrated turn signal (LED)	•	•
Body colour door handles	•	•
Rear spoiler	•	•
Side Sill extensions with Chrome highlights	•	•
Shark Fin Antenna	•	•
Wheel arch moulding	•	•
Metallic paint	○	○
Chrome side window trim	•	•
Roof Rails	•	•
Panoramic glass sunroof with sunshade and anti-trap		•
HEATING AND VENTILATION		
Dual zone automatic climate control	•	•
Rear air conditioning vents	•	•
Front centre armrest with cooling function	•	•
Pollen filter	•	•
INSTRUMENTS		
12.3" virtual cockpit	•	•
Cluster backlight colour change	•	•
Cluster brightness adjustment	•	•
Water temperature and fuel gauges	•	•
Distance to next service indicator	•	•
Trip computer	•	•
Multi-function digital display in dashboard	•	•
Direct Tyre Pressure Monitoring System	•	•
'EPS' Electronic Power Steering mode adjust	•	•
Autodimming Inner Rear View Mirror	•	•

EXTERIOR

New Pearl White [†] Metallic WSD	Diamond Red [†] Metallic RSJ	Sterling Silver [†] Metallic SSA	Pearl Black [†] Metallic PBC
---	---	---	---

[†]Colours in this brochure may vary to those on the vehicle.



Take Charge



[mgmotor.co.nz](https://www.mgmotor.co.nz)

©MG Motor New Zealand 2024. MG Motor New Zealand offers this information as a general guide to product specifications. All data that applies to MY22 models only is believed to be correct as at August 2024; however as product development is an ongoing process, changes may occur from time to time which may not be necessarily reflected herein. To the maximum extent permitted by law, MG Motor New Zealand shall not be liable for any reliance placed by any person on the content of this publication. MG Motor New Zealand reserves the right to change specifications without notice. Accordingly, this information should not be regarded as an infallible guide to correct specifications, nor does it constitute an offer for sale of any particular vehicle. Whilst all care has been taken to provide you with information in regards to the general use of MG products, you should not rely solely on the information provided in this specification sheet. Dealers are not agents of MG Motor New Zealand and have absolutely no authority to bind MG Motor New Zealand by an express or implied undertaking or representation. †Colours in this brochure may vary to those on the vehicle. ^~ Warranty and !Roadside Assist T&C's at www.mgmotor.co.nz/owners/warranty. For commercial use vehicles, the lithium-ion battery warranty is covered by 7 Years / 160,000km whichever comes first. Bluetooth® is a registered trademark and logo of Bluetooth SIG, Inc. AU August 2024. Actual New Zealand specification may vary from vehicle shown.