



Mower combinations
GMD 1023 F / GMD 1025 F / GMD 1011 / GMD 1030 / GMD 1051 TC
FC 1025 F / FC 1015 / FC 1030 / FC 1030 RA





Contents

04 - 05	The mower and mower conditioner range	14 - 15	GMD 1023 F series	30 - 31	FC 9330 RA
06 - 07	LIFT-CONTROL kinematics and NON-STOP safety	16 - 21	GMD 1011 series	32 - 33	ISOBUS technology
08 - 09	OPTIDISC ELITE cutter bar	22 - 23	GMD 1051 TC series	34 - 35	MyKUHN
10 - 11	KUHN conditioners	24 - 25	GMD 8730	36 - 39	Technical specifications
12 - 13	GMD 1025 F series - FC 1025 F series	26 - 27	GMD 1030 series - FC 1030 series		
		28 - 29	FC 1015 series		

GMD

FC

Mowing combinations

MAXIMISING OUTPUT. OPTIMISING FORAGE.

KUHN MOWERS ENSURE AN OPTIMAL WORK OUTPUT. FOR YEARS, FARM AREAS TO HARVEST HAVE INCREASED AND OPTIMAL MOWING PERIODS ARE LIMITED. THAT'S WHY IT IS ESSENTIAL TO WORK QUICKLY AND EFFECTIVELY, AT THE RIGHT TIME. YOU NEED TO HARVEST TOP-QUALITY FORAGE TO MAKE SURE YOUR HERD GETS THE BEST FEED POSSIBLE, AND YOU CAN COUNT ON KUHN TO PROVIDE YOU WITH HIGH-PERFORMANCE, RELIABLE AND QUALITY-PRODUCING SOLUTIONS.



HARVEST THE BEST OF THE PLANT

Our mowers ensure that you cut all the forage and this of high quality: LIFT-CONTROL hydro-pneumatic suspension, OPTIDISC ELITE cutter bar, lateral offset options and more.

THE REFERENCE IN TERMS OF RELIABILITY

The PROTECTADRIVE safety on the cutter bar and suspension combined with the safety break-away are two KUHN mower specificities... That's why they are the reference in the market!

GMD

3123 F | 3125 F | 3525 F | 2811 | 3111 | 3511 | 3511 RS | 4011 | 4411 | 5251 TC | 8730 | 9530 | 10030

FC

3125 F | 3525 F | 3115 | 3515 | 8830 | 9530 | 10030 | 9330 RA

THROUGHOUT YOUR FIELDS

Your main goal is to produce as much milk and meat out of the basic ration? KUHN is at your side to achieve high quality forage with minimum soil levels and rich in energy and nutrient. The new GMD and FC mowing combinations have built in features facilitating ground contouring and thus improving the cutting quality while preserving the sward.



Highly flexible front units

The frame of the GMD and FC 3125 F/3525 F front mowers integrates a suspension unit offering a large travel range, i.e. an angular movement range of 30° and a vertical displacement of nearly 70 cm. The ground pressure is kept constant all the way! The unit's exclusive kinematics allows for this significant clearance.

Impressive travel range of rear units

The GMD and FC rear mowing units follow virtually all ground contours.

The following list of features underlines this:

- pendulum-type articulation of units,
- hydraulic side shifting of 20 cm,
- a vertical travel range of nearly 50 cm,
- an angular flexibility of approximately 20° with a 50 cm overlap.

Impressive numbers showing that KUHN is committed to improving the quality of your forage!



Narrow swaths on demand

The front mower's swath width can be reduced to a minimum of 1.00 to 1.20 m, if needed in order not to drive over it with the tractor wheels. In this way the forage is not run flat and contaminated by soil.

Nothing is left uncut

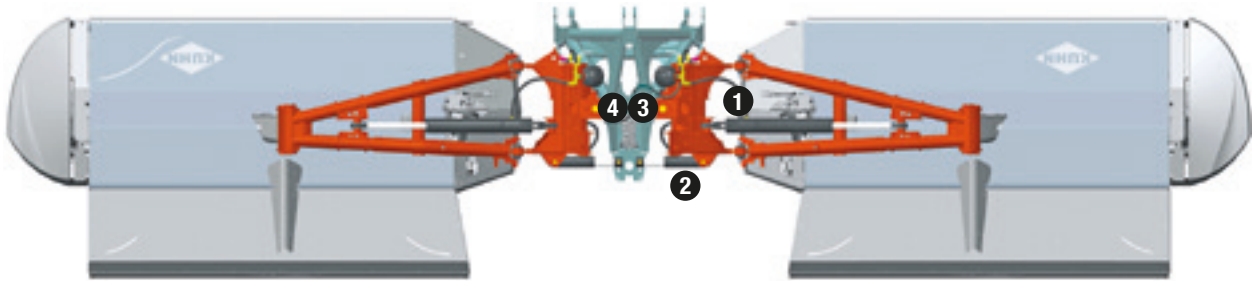
For a clean and complete cut on slopes and in sharp bends, the mower units can be shifted laterally by 20 cm to create an increased overlapping between the front and rear units. Depending on the model combination, overlaps from 30cm up to 70 cm are possible. The driver can modify the working width during work from the cab.

LIFT-CONTROL AND NON-STOP SYSTEMS: SAVE TIME AND MONEY!

The profitability of your operation is a daily concern:

- Weather windows are shorter and shorter.
- Your plots are becoming increasingly larger and distant.
- You set your standards higher, for you and your customers.

Improve the quality of your forage and reduce downtime by using the LIFT-CONTROL suspension system and the NON-STOP active safety device.



The LIFT-CONTROL system: smart kinematics

The mowers in this range come with an exclusive system that combines LIFT-CONTROL suspension with NON-STOP safety. The position of the mower unit and cutter bar adapts to plot conditions resulting in impressive ground following:

- (1) Mower-unit-suspension cylinder.
- (2) NON-STOP break-away safety cylinder.
- (3) Pivot axis strategically positioned near the centre of the machine (4).

Demand the best

Did you know that you can save concentrates worth 89 €/ha per year, just by reducing the impurities in the forage from 4 to 2 %*? We are at your side to help you produce forage of top quality to realise according gains.

We would like to pass on our know-how in forage production, gathered during several decades of producing hay/silage making implements. We provide advice for you to produce first-class animal feed. We help you to understand the strong points of our machines in order for you to use them in an optimal way to preserve the quality of your forage.


* Source: Agricultural chamber Weser-Ems, Germany.





Ground following: precise, simple adjustment

In-cab control of accumulators enables you to adapt ground pressure to mowing conditions with high precision owing to the accumulators. When the cutter bar glides across the ground it is subjected to rearward stress. With this system, when stress increases, mower-unit ground pressure is reduced. On wet land, low pressure prevents clogging and forage contamination. Grass stubble is preserved. Skid-wear and fuel consumption are reduced. Pressure can be increased in dry conditions for better contact with grass stubble.



Non-stop mowing

The LIFT-CONTROL system ensures nearly constant ground pressure. The mowing unit can swivel 25° to the rear and pass over an obstacle if it comes into contact. The unit then returns to its initial working position automatically and NON-STOP. It is no longer necessary to reset the system or move back to continue mowing.

Impeccable cut

Additional benefits:

- Highly effective against inner-disc impacts. The pivot point of the arm has been distanced as far as possible from the first discs (A).
- Independent suspension on each mowing unit prevents one mowing unit from being forced forward when the other one clears an obstacle.
- The break-away system can be adjusted. To suit your working conditions, the release force can be increased.

GMD

3123 F | 3125 F | 3525 F | 2811 | 3111 | 3511 | 3511 RS | 4011 | 4411 | 5251 TC | 8730 | 9530 | 10030

FC

3125 F | 3525 F | 3115 | 3515 | 8830 | 9530 | 10030 | 9330 RA

THE CUTTING EDGE CUT


The OPTIDISC ELITE cutter bar was developed in partnership with the people who use it; farmers. It combines cutting quality, reliability and operating comfort.

It meets and surpasses the requirements of large farms and contractors:

- Lubricated for life,
- Perfectly compatible with high-powered tractors;

IMPECCABLE QUALITY OF CUT

The profits that come from livestock farming are dependant on feed reserves stored in silos, bales or bulk. The aim is simple: to produce as much meat or milk as possible from the basic feed ration by optimising palatability. In order to do so, plant stubble has to be preserved and forage contamination from impurities kept to a minimum. KUHN has perfected the technical features of the mowers so that you get the best from your forage and increase your profits.




Minimum distance: a clean cut

The distance is reduced at the point where the discs diverge **(A)** to increase knife overlap. This results in a clean cut even when the grass is short or light.

Maximum distance: easier crop flow

The distance is increased at the point where the discs converge **(B)** to provide more space for the crop to pass through. Cut crop is carried away quickly without hindering the work of the mower.





Glide across the grass stubble

In wet and sticky conditions earth can build up in front of the cutter bar; except with OPTIDISC ELITE! It comes with special skids that slide across the ground and preserve grass stubble. Yet another advantage for forage quality and a uniform cut, especially in difficult conditions.

TOP-OF-THE-RANGE COMPONENTS REINFORCE THE MOST PRECIOUS PARTS OF THE CUTTER BAR

Top-of-the-range components reinforce the most precious parts of the cutter bar:

- Special disc-bearing station with a double row of angular contact ball bearings,
- Large-diameter gear wheels in high-precision forged steel with 3 cogs engaged,
- Discs with forged and treated cups across the surface area,
- Disc skirts in treated steel with the option of adding a protective layer (screw on),
- PROTECTADRIVE safety.



PROTECTADRIVE: protection and cost reduction

In the event of a violent impact between a disc and an obstacle, the shaft holding the disc can shear just above the bearing groove. The toothed wheels are protected. In less than 15 minutes, the machine is operational again and at a very low repair cost.

EXCLUSIVE

Extra rigidity where it counts!

Disc-bearing stations are attached by long bolts that pass through the entire cutter bar. This eliminates any risk of the bearings being torn out of the cutter bar in case of impact. The disc-drive pinion is held in place with this highly reliable system that reduces repair costs.

EXCLUSIVE

Longer machine service life

Shock absorbers are integrated in the connection between cutter bar and chassis. The structure of the machine is less affected by impacts, especially when working at fast ground speeds.



FAST FIT: Fully secured fastening

Mowers are equipped, as standard, with the FAST-FIT quick release knife system. A powerful leaf spring provides constant pressure to the knife retainer for extra safety. It takes just a few moments to replace knives.




Knives free to rotate

For higher cutting quality and a longer service life, the knives rotate freely 360°.

CUTTING AND CONDITIONING: DOUBLE QUALITY

PIVOTING FINGERS IN DIGIDRY STEEL MADE FOR DIFFICULT CONDITIONS

The steel fingers are very efficient in heavy, long or mature forage but also in short forage. The conditioner's intake capacity smooths the forage flow through the machine components. The power absorbed is limited thanks to this reduced time spent in the machine components and the absence of recycling. The position of the fingers swells the forage and ejects it high before it falls back into a swath. The swaths are well formed and ventilated. The forage, which is dried quickly, will only be richer in energy and nutrients. At low conditioner speed, the steel fingers can also work in alfalfa.



Rotor speed: your choice and your comfort!

The conditioner is easily adjusted to adapt to forage type with a two-speed central lever. Reduce speed for delicate crops and lower fuel consumption; on late jobs with less forage for example (755 min^{-1}). Increase speed for dense forage ($1,000 \text{ min}^{-1}$).

THE KUHN ASSET

Built-in rotor protection

The rotor conditioner's drive shaft is protected by a shear bolt. The machine and drive system are protected should a foreign body pass through.

SQUAREFLEX ROLLERS IN POLYURETHANE: FOR DELICATE FORAGE

Integrating legumes in the feed reduces the need to buy concentrates, but only if the leaves remain with the cut crop.

Tests carried out by Arvalis (French agronomic institute), the Chamber of Agriculture and the FD machinery cooperative in 2016 highlighted the advantages of using rollers:

- 100 euros / ha / cut of savings
- over 80% of DM by the second evening compared to the third evening with other methods.

Definitely worth thinking about the purchase of a conditioner with rollers!

Specific roller treads in polyurethane grip the crop with a regular movement.

A large-roller diameter creates effective forage evacuation to the rear with no build-up.



Perfect synchronisation

The lower roller is driven by two gearboxes and maintenance-free transmission. The upper roller is driven by a specific gear wheel. Synchronisation is perfect and maintenance time is reduced.

Easy adjustment

Pressure can be adjusted between the rollers via an easily accessible adjustment screw. The distance between the rollers increases to let foreign bodies through.

GMD 3125 F | 3525 F **FC** 3125 F | 3525 F

HIGH-PERFORMANCE OBJECTIVE

Front mowers and mower conditioners with exceptional features:

- Hydro-pneumatic LIFT-CONTROL suspension in the mowing unit for perfect ground adaptation.
- Maintenance-free OPTIDISC ELITE cutter bar for an optimum cut.
- PROTECTADRIVE safety against obstacles.
- FAST-FIT quick-release knife system.
- Easy adjustments for user comfort.
- The choice between a conditioner with pivoting steel fingers and a roller conditioner.
- Strong, reliable cat. 2 attachment (no A frame) which provides high clearance for the PTO shaft.



EXCLUSIVE

A FUNCTIONAL DESIGN

The headstock is not only attractive it is functional too. The compact frame improves visibility for mowing as well as on the road. The coupling frame integrates a suspension unit which ensures exceptional ground adaptation.

Dynamic support arms

The highly specific kinematics of these machines include two strong lower connecting rods mounted on extra-large ball joints. The connecting rods are attached to the tractor in a lower position than at the front. This creates dynamic stress during operations which produces a lift-effect on the mower unit and makes a considerable difference to ground-contour following in hilly areas.



Great terrain followers

Our front mowing units are flexible enough to smoothly adapt to any changes in terrain. They are often subject to extreme stress which is why they feature a pendulum-type articulation and have multi-directional mobility. They can oscillate from left to right at an angle of up to 30° and have vertical offset of nearly 70 cm!

Quick and easy settings

Ground pressure is easily adjusted with the hydraulic suspension. An integrated cylinder lifts the mower units at headlands so no strain is put on the tractor's front hydraulics. FC front models are equipped with a lever to select conditioning speed (755 or 1,000 min⁻¹).



Narrow swath, impeccable forage

GMD front mowers include a swath drum on either side to prevent the wheels of the tractor from crushing the forage. The swath drums gather the crop together to reduce the width of the swath to between 1.00 and 1.20 m. The conditioner helps reduce the swath width to 1.20 m if required, on FC models.

Wide and modular overlap

For a clean cut on slopes and bends, the overlap between the front and rear units can be adjusted hydraulically between 30 and 70 cm (depending on the model combination) - even while driving. This is a real benefit for tractors with wide tracks or large wheels.

FLEXPROTECT: flexible protection

Gone are the days of damaged side covers after hitting an obstacle! Polyethylene side covers bend without breaking or damaging the mower, and then they return to their initial shape.

GMD 3123 F

AT EASE ON ALL YOUR FIELDS

The GMD 3123 F front mower is ideal for farms looking for a lighter machine adapted to tractors from 80 hp. Its compact design and lighter weight enable it to operate in hilly areas as well as flat. The mower unit follows ground contours effectively thanks to its +/- 12° pendulum-type articulation. Two swathing discs come as standard to produce an average swath width of between 1.2 and 1.4 m.



A light and compact mower

The GMD 3123 F is the perfect machine for medium-sized tractors. Its lighter weight and reduced overhang put less pressure on the front axle, and this contributes to great ground hugging. Two suspension springs linked to the tractor limit ground pressure and preserve the sward.



Benefit from great mowing quality

The machine is equipped with the OPTIDISC ELITE cutter bar known for its robustness and perfect mowing in all conditions. The special arrangement of the direction of rotation optimizes cutting quality, transfer to the center of the machine and swath formation.



Stability in all situations

Flexibility at work to ensure ground contour following, stability in raised position during headland turns or for transport: these are qualities expected by the operator. They are provided by a powerful leaf spring integrated between the hitch frame, the pendulum-type articulation and the frame structure of the mowing unit.



EASE OF USE DOWN TO THE DISCS

Working quality and a compact design are the features that characterise GMD 2811, 3111 and 3511 mowers. These models can work anywhere in any conditions. The ground contouring capacities of the LIFT-CONTROL system and the mower unit's pendulum-type articulation will meet the most demanding requirements by effectively preventing forage contamination.



Easy user-friendly attachment

When attaching the mower to the tractor, there is no need to change the length of the tractor's linkage arms to balance the mower's weight. When unfolding the machine to working position, cut height is automatically set to 45/50 mm (1.77/1.95), no intervention needed.



Adaptable to large tyre tractors

With an offset of 19 cm (7.48"), GMD 1011 models can easily be adapted to large tyre widths. This optimises overlap when combined with a front mower.



Simple safe transport

The lengthways transport position of the GMD 1011 LIFT-CONTROL mowers provides an extensive visibility to the back. The mowing unit is also parked in this position making it easy to back into a narrow barn. Wide parking stands provide stability when the mower is in storage.



Control with confidence

The mowing head is easily and precisely controlled with minimised hydraulic requirements to reduce reaction times. A single hydraulic valve is all that you require to raise and lower it. A minimum lift clearance of 40 cm (15.75") easily clears obstructions and previously cut crop.

Central articulation: perfect balance

On the LIFT-CONTROL range the mowing head is suspended at its centre of gravity. Thanks to this central pendulum articulation, the unit runs smoothly and is stable even over very uneven fields.

It provides excellent ground contouring, thus protecting the grass stubble and minimising impurities in the forage. The major pivot angle enables obtaining a high quality cut in most versatile conditions.



GMD 2811 | 3111 | 3511 | 3511 RS

MODERN, PRACTICAL, RELIABLE.



Practicality is a priority

When choosing an equipment, design is a criterion that matters to you only if it provides added value. You will undoubtedly appreciate the new chassis of the GMD 1011 LIFT-CONTROL models because it elegantly integrates the knife storage box.



Proven KUHN reliability

The structure of the chassis, beams and articulations are worthy of a KUHN construction: strength and longevity are ensured.



Reduced maintenance

With a 100 hour maintenance schedule, greasing the secondary PTO shaft is no longer a daily activity.



GMD 3511 RS: clean forage

The GMD 3511 RS is a specific mower for delicate forage as well as grassland regions with predominantly wet conditions or marshy soils. In order that the cut crop is not overrun by the tractor wheels, the swath width can be reduced to approx. 1.40m (4'3"). This way it is not pressed on the ground and thus not subject to additional contamination by soil.



GMD 4011 | 4411

MAXIMUM PRODUCTIVITY IN A MOUNTED MOWER

GMD 4011 and 4411 models open the way to performance levels previously not thought possible, reaching mowing rates of up to 5 hectares (12 acres) an hour.

For even higher output, just add a GMD 3123 F, GMD 3125 F or GMD 3525 F front mower with working widths of 3.1 m and 3.5 m respectively to bring the total working width to 7.6 m.

An additional 19 cm offset is possible on GMD 4011 and GMD 4411 models.

This provides the ideal overlap between the front and rear mower. The level of productivity obtained almost matches certain triple combinations, but at a considerably lower cost.





Controlled and easy manoeuvres

The cutter bar lowers and raises with ease and precision. The two mowers offer a 4 cm travel which is operated by actuating one single-acting control valve from the tractor. No need to lift the tractor 3-point hitch to benefit from sufficient ground clearance on the headland.



Suspension for transport and at work

KUHN has equipped its GMD 4011 and GMD 4411 mowers with a hydro-pneumatic suspension that makes driving smoother and more comfortable, cushioning the consequences of road unevenness for improved driving stability and control. This function is also useful during U-turn manoeuvres.



Two swaths for a clean forage

An optional swath divider on the GMD 4411 model makes it possible to deliver cut forage in two swaths. Tractor wheels roll between the swaths easily without damaging or contaminating the cut crop.

MOW UP TO 7 HA PER HOUR ALSO WITH LOW-TECH TRACTORS

The increase in grassland to mow necessarily leads to an adaptation of the equipment used. The trailed large width central drawbar disc mower GMD 5251 TC offers a cost-effective alternative with regards to front-rear mowing units. It requires less powerful tractors and no need to invest in a front lift linkage. This high work output model features a working width of 5.20 m and can be towed by tractors of 120 - 130hp.



Work output and driving comfort

This trailed machine combined with the central drawbar increases work output considerably. The GYRODINE swivel hitch is renowned for its manoeuvrability. It provides unrivalled operating comfort.



Grass stubble preserved

The large-width wheels (400/60-15.5) are designed not to run over the forage. They reduce the pressure of the unit on the ground thereby protecting grass stubble and improving regrowth.



Perfect ground following

Forage quality and nutritional value are preserved thanks to the suspension with four powerful springs and mower unit kinematics with upward travelling connecting rods that ensure perfect ground contour following.



Fast and easy transport

Transport-work position setting is carried out in less than ten seconds with the cleverly positioned pivoting frame fitted with 2 wheels. Road travel dimensions are below 2.90 m (9'6"). Practical, fast and highly manoeuvrable on roads even at high ground speeds or for entering plots.

A well calibrated swath

Forage is delivered in one swath of approximately 4 to 4.4 m width facilitating drying and the later tedding process, with the possibility to divide it in the middle depending on the setting of the flow dividing plates.



GMD 8730

GREAT OUTPUT WITH MINIMUM ENERGY CONSUMPTION!

High output accessible to all, with minimal power requirement: the great benefits of this triple combination. Weighing less than 1,900 kg, it can be used with tractors from 120 hp, depending on conditions. Being equipped with LIFT-CONTROL hydro-pneumatic suspension and the OPTIDISC ELITE maintenance-free cutter bar, the GMD 8730 features convincing solutions for increased comfort and time savings.

LIFT-CONTROL: savings all along the line

Because time is money, adjusting weight-reducing pressure takes just a few seconds! The folding cylinders include an extra chamber connected to nitrogen balls. In this way, it is easy to adjust the pressure to harvesting conditions.

The Non-Stop hydraulic safety provides flexible individual protection and reactivates the two mowing units after having passed the obstacle. It is when mowing on slopes that the LIFT-CONTROL system shows all its advantages and is reflected in a distinct reduction of fuel consumption and higher working rate.





Individual lift as standard

When working, you only have to operate one valve to lift the front-mounted mowing unit and one of the rear units. The possibility of lifting both rear mowing units individually is a big advantage on wedge-shaped fields and allows quick and easy manoeuvres. The concerned unit is put into transport position by operating a double acting valve.

The mowing units suiting your needs

Three positions **(1, 2, 3)** are available for mounting the mowing units on the arms: Depending on working conditions, you can choose the total cutting width or more overlap between front and rear mounted units.

Space-saving storage

It's the compact dimensions that stand out, when the GMD 8730 triple gang mower is folded for storage. The machine can be parked vertically without any additional equipment. Be sure: The machine fits in almost every shed. The FLEXPROTECT side guards automatically fold for transport and storage.

LARGE-WIDTH DREAMS

The extra MJ of energy and avoided percentage of soil in the forage that makes the real difference.

Our machines offer outstanding features with the following innovations:

- perfect ground adaptation with the hydro-pneumatic LIFT-CONTROL suspension, a special frame design and central pendulum-type articulation of the mowing unit,
- an optimum cut with the maintenance-free OPTIDISC ELITE cutter bar,
- the FAST-FIT quick-release knife system,
- an efficient safety in case of hitting an obstacle with the PROTECTADRIVE safety,
- a large and adjustable cut overlap between front and rear units,
- the comfort of use with the easy settings.



Stay relaxed in the cab

The KFA11 control box makes machine adjustments and control so much easier.

The cab-controlled functions include:

- folding/unfolding.
- Individual lift of mower units.
- Mower unit ground pressure by LIFT-CONTROL hydro-pneumatic suspension.



Separate hydraulic lifting of the units

The possibility of lifting both rear mowing units individually via hydraulic cylinders is a big advantage on wedge-shaped fields and allows quick and easy manoeuvres. This can be done directly from the cabin via KFA11. At the same time the system ensures a reduced ground pressure: beneficial to plant cover, cutter bar wear and power input.



Road transport at ease

Transporting a butterfly combination in upward folded position positions it closer to the tractor.

This has clear advantages:

- Compact dimensions on the road.
- Centre of gravity close to the tractor.
- Reduced load on the rear tractor axle

The outer guards are automatically folded to reduce the transport height.



Practical storage position

Two parking stands are delivered as standard with the machine.

They enable parking the machine in folded position, thus considerably saving storage space.

THE COMBINATION THAT MAKES A DIFFERENCE!

KUHN has combined conditioner, LIFT-CONTROL suspension and vertical folding, for the first time in one machine, to create the new FC 3115 and FC 3515 mounted mower conditioners! These models are complementary to the KUHN offer of mower conditioners with working widths of 3.10m and 3.50m. They are designed for forage farms and contractors, and can be used with a front mower to increase work output.



They boast all the features that have made KUHN's success:

- Mower unit with LIFT-CONTROL hydro-pneumatic suspension and NON-STOP safety for excellent ground contouring
- Impressive cutting quality by the OPTIDISC ELITE maintenance-free cutter bar
- PROTECTADRIVE safety system to manage obstacle-impact
- FAST-FIT knife attachment system
- Operating comfort with simple settings
- The choice between a conditioning system with pivoting steel fingers or roller.





Optimized linkage system for your tractor

No need to change the length of your tractor's hitch arms. Linkage is extremely secure with coupling yokes. Your mower unit is even more stable at work and on the road. It is possible to optimise the position of the mower unit to the tractor or front implement with the 15 cm-offset feature.

More compact and stable both at work and on roads

The mower conditioner folds 126° making it highly compact for transport. Optimum machine-tractor weight balance provides excellent stability on the road and when travelling between plots.



Jobs on sloping plots or with medium-sized tractors?

An optional support system and counterweight relieve stress on the hitch arms.



**MAINTENANCE
COST SAVINGS**

The OPTIDISC ELITE cutter bar is maintenance-free. If you go for a finger conditioner, the main gearbox and drive will only need an oil change every 500 hours or once a year. If you decide on a SQUAREFLEX roller, the drive gearboxes won't require any maintenance.



MOWING, CONDITIONING AND... RAKING!

The FC 9330 RA swath grouping mower-conditioner is the answer to the expectations of customers looking for a machine that combines quality of work and very high work output, while maintaining high reliability and exemplary user comfort. It is aimed at contractors and large farms, and will convince the most demanding users. The reasonable weight and compactness, ISOBUS compatibility and flexibility of use will be appreciated by drivers facing long days of mowing.



When high work output goes hand in hand with compactness

The design of the machine limits load transfer to the rear axle, with its aluminum conveyor structures and mower groups located as close as possible to the tractor. The reasonable weight and the optimized position of the center of gravity ensure the balance and stability of the tractor for safe transport. The legislation concerning maximum axle loads is observed. The reasonable weight of the mower is also an advantage at work: the required power and soil compaction are limited. In addition, the hydro-pneumatic suspension makes it easier to follow the ground, thus preserving the plant cover.





High-precision windrow formation management, for an impeccable result

With high-end standard equipment, KUHN offers the opportunity to make the most of the machine's potential. Thanks to its swath management technology and hydraulic sliding belts controlled from an ISOBUS terminal, the mower forms swaths of 1.80 to 3.60 m, easy to pick up in all situations. In addition, the integrated inclinometer (standard) makes it possible to adapt the speed of the conveyor belts in order to obtain a swath that is always centered and symmetrical.



Deliver swaths as you like

The mower shows great adaptability. Working in central swath mode or even with a raised conveyor belt, can be controlled from the cab via the ISOBUS terminal. With a raised belt, the forage can be delivered in two passes, from a cut of 18.00 m on 12.00 m, to facilitate raking by a 4-rotor rake.



THE KUHN ASSET

A high-performance conditioning easily adjustable

The new metal finger conditioner contributes to the weight reduction of the machine. In combination with its standard recycling plate, it prevents any loss of fodder and will ensure quality conditioning. The two-speed gearbox by lever offers the possibility of operating the conditioner at a slower speed to preserve the most delicate forages.



The new LIFT-CONTROL design for exemplary ground following

Ground monitoring is exemplary thanks to a new design of the hydro-pneumatic weight reduction, which can be fully adjusted in the cabin. The exclusive release system protects the cutter bar against obstacles. It combines upward (30cm) and rear (17 °) clearance with upward pivoting of the cutterbar front to protect the cutting components.



An effective hydraulic system as standard

The mower has an independent hydraulic circuit for driving the belts. The risk of the tractor's oil circuit heating up is eliminated and the responsiveness of other tractor-specific hydraulic functions is improved. The functions of the mowing units are checked by connection on a load sensing circuit. Maintenance is thus simplified: coupling the machine requires few connections.



Easy access at the rear of the tractor

The front guards automatically retract into the folded position for easy and secure access to the rear of the tractor! They can also be retracted when the machine is unfolded for improved access. The mower can be stored in an upright position.

KUHN ISOBUS SOLUTIONS: ENJOY ISOBUS COMPATIBILITY ON THE FC 9330 RA



ISOBUS CCI 800 AND CCI 1200 TERMINALS: ONE TERMINAL FOR ALL KUHN MACHINES.
The ISOBUS CCI 800 and 1200 terminals are certified by the AEF. They focus on three priorities: performance, visibility and flexibility. Intuitively control your machines thanks to their large anti-glare touchscreen. The latter demonstrate great versatility with their ability to simultaneously display various essential information, support the connection of a joystick control and a camera.



CCI 800: The compact ISOBUS terminal

The 8" / 20.3cm screen displays the main machine and mini-views on the side. Click on the mini-view to display it in large size.



CCI 1200: innovative, panoramic, high performance

With the 12.1" / 30.5cm screen, all essential information is displayed. Different display formats are possible: mini-view / maxi-view / double UT.



Everything at your fingertips

Combine your CCI terminal with the new ISOBUS CCI A3 joystick and control the main mower functions at your fingertips. Start your headland turn sequence with ease with the CCI A3 joystick!

MyKUHNN

THE LINK TO MY SUCCESS!

MyKUHNN is your online portal. Join now and discover how MyKUHNN exclusive services will make managing your KUHN fleet so much easier, especially hay/silage making.

Go to: mykuhn.kuhn.com



Manage your machine fleet

All the tools you need online to make the most of your KUHN machines!

Simply log in to manage all your KUHN machines by getting direct access to spare parts and operator manuals.

Genuine parts

With MyKUHNN you can search for a part using its reference number or by looking in the KUHN parts e-catalog. It's so easy. You can see whether the part is available at your dealer's and place your order.

Operator manuals

Enter your machines in the «my fleet» section to find the operator's manual you need. With MyKUHNN you can download a printable version. MyKUHNN will notify you directly when your machine needs an update. You can then contact your dealer. No more surprises, you'll be informed in time!



Maximise your machine's performance

Optimise your machine settings

Access all settings and maintenance information when you need to, and optimise productivity.

Send your prescription map in a click

With KUHN EasyTransfer on your computer, send your prescription maps to your machines via the Agrirouter platform. Soon available on MyKUHN.

Let us guide you toward application rate modulation

With the KUHN EasyMaps application, adjust your application rate manually by viewing your prescription map and your field position directly on your smartphone.

Exclusive, expert news

MyKUHN has a wealth of high added-value information! Keep up-to-date on new KUHN machines and equipment, consult KUHN customer testimonials, get agronomical and technical advice from our experts and learn all about KUHN's know-how.



And many other great features...



Participate in events

Get notification when KUHN dealers organise events next to your farm and of other events not to be missed.



Benefit from machine offers

Get exclusive financing offers on KUHN parts and machines.



Stay in touch

Locate and save your favorite dealers so you can get in touch whenever you want.



Technical specifications

	3123 F	3125 F	3525 F	2811	3111
Working width per cutting unit (m)	3.10		3.50	2.67	3.10
Possible working widths of combinations (m)	-			5.55*	5.98*
Overlap of front/rear units (cm)	29 - 44 - 55 (GMD 8730) 30 - 50 (GMD 9530)		50 - 70 (GMD 9530) / 30 - 50 (GMD 10030)	22 - 41 45 - 64	
Swath width (m)**	1.30 - 1.40	1.00 - 1.20		1.70	2.30
Swath formation	2 swath wheels	2 driven drums		2 swath wheels	1 outer swath
Attachment	3-point - Cat. 2				
PTO speed (min ⁻¹)	1 000			540	540 or
Primary PTO shaft	1 3/8" - 6 splines with friction clutch	1 3/8" - 6 or 21 splines		1 3/8" - 6 splines	
Free wheel	Integrated in the side gearbox				
Cutter bar					
Number of discs with safety skids made of hardened steel	7		8	6	
Drive protection					
Suspension	By springs	Hydro-pneumatic suspension			
Ground adaptation	Pendulum-type articulation	Swivel rods with upward travel			
Transport width (m)	3.00	2.99	3.48	1.70	
Transport height (m)	-				
Side guards	FLEXPROTECT soft side guards				
Machine storage	Flat				
Lighting and signalling					
Minimum PTO power (kW/ch)	32/43		36/49	27/37	32/43
Necessary tractor hydraulic equipment	-	1 SA			
Necessary electric tractor equipment	1 7-pin				
Weight approx. (kg)	745	1,105	1,180	845	900

◆ as standard ◊ optional equipment - not available * With linkage in minimum overlap position. Add 20 cm if 3.50 m front mower. ** Depending on crop.



KUHN PARTS




Designed and manufactured to rival time. KUHN foundries and forge as well as a high-level manufacturing process allow the production of spare parts to defy time. You can truly rely on our know-how and our genuine parts. Farmers benefit from our client support and logistics services via any KUHN PARTS warehouse, which provide quick and reliable repair solutions in cooperation with your nearest authorized KUHN dealer.

3511	3511 RS	4011	4411	5251 TC	8730	9530	10030
3.51		3.95	4.35	5.20	-		
6.38*		6.83*	7.23*	-	8.80 - 8.50 - 8.30	9.53 - 9.13	9.93 - 9.53
depending on hitch and with front unit of 3,10 m depending on hitch and with front unit of 3,50 m				-	29 - 44 - 55 (with front unit of 3,10 m)	30 - 50 (GMD 3125 F) / 50 - 70 (GMD 3525 F)	30 - 50 (GMD 3525 F)
2.80	1.30	3.30	3.70	4.00 - 4.40	2 x 2.40	2 x 2.80	
wheel	2 swath wheels	1 outer swath wheel		2 swath boards	1 outer swath wheel on each side		
		3-point - Cat. 3		Gyrodine headstock - 2 -point with pivot - Cat. 2 and 3	3-point - Cat. 2	3-point - Cat. 3 or 4N (compatible Quick Hitch cat. 3/4N)	
1 000	1 000						
				Integrated in the central gearbox	Integrated in the side gearboxes		
OPTIDISC ELITE							
8		9	10	12	2 x 7	2 x 8	
System PROTECTADRIVE							
LIFT-CONTROL				By springs	Hydro-pneumatic suspension LIFT-CONTROL		
Pendulum-type articulation				Integrated suspension unit	Pendulum-type articulation		
	1.75	2.00		2.90	2.99	2.95	3.35
					3.65 - 3.75 - 3.90 depending on chosen overlap	3.92	
-				FLEXPROTECT soft side guards			
				In transport position	Flat or folded vertically		
◆							
36/49		41/55	45/61	54/73	90/122	99/135	104/141
1 SA + 1 DA				2 DA	1 SA + 1 DA	2 DA	
plug					1 7-pin plug and 1 ISO 3-pin plug		
950	980	1,085	1,120	3,000	1,910	2,300	2,350

KUHN SERVICES*

KUHN sos order - Spare parts service, 24/7**
KUHN protect+ - The choice of professionals!
KUHN i tech - For ever quicker repairs!
KUHN finance - Invest rationally!



* Not all services are available in all countries. ** except January 1, May 1 and December 25

Technical specifications

	3125 DF	3525 DF	3125 RF	3525 RF
Working width per mowing unit (m)	3.10	3.50	3.10	3.50
Working widths of combinations (m)	-			
Overlap of front/rear units (cm)	30-50 (FC 8830/9530)	50-70 (FC 8830/9530) / 30-50 (FC 10030)	30-50 (FC 8830/9530)	50-70 (FC 8830/9530) / 30-50 (FC 10030)
Swath width (m)**	1.20 - 2.00		1.40 - 2.00	
Attachment	3-point - Cat. 2			
PTO speed (min ⁻¹)				
Primary PTO shaft				
Free wheel				
Cutter bar				
Number of discs with safety skids made of hardened steel	7	8	7	8
Drive protection				
Suspension				
Ground adaptation	Swivel rods with upward travel			
Conditioning system	Pivoting steel fingers		2 polyurethane rollers SQUAREFLEX	
Wide spreading	-			
Transport width (m)	2.99	3.48	2.99	3.48
Transport height (m)	-			
Side guards				
Machine storage	Flat			
Lighting and signalling				
Minimum PTO power (kW/ch)	50/68	57/77	50/68	57/77
Necessary tractor hydraulic equipment	1 SA			
Weight approx (kg)	1,320	1,390	1,370	1,455

◆ as standard < optional equipment - not available

FC mower conditioners

3115 D	3115 R	3515 D	8830 D	9530 D	10030 D	8830 R	9530 R	10030 R	9330 D RA	
3.10		3.50	-							
5.96* (FC 3125)		6.36* (FC 3125)	8.73 - 8.33	9.53 - 9.13	9.93 - 9.53	8.73 - 8.33	9.53 - 9.13	9.93 - 9.53	9.30	
26-41 (FC 3125) 46-61 (FC 3525)		30-50 (FC 3125 DF) / 50-70 (FC 3525 DF)		30-50 (FC 3525 DF)	30-50 (FC 3125 RF) / 50-70 (FC 3525 RF)		30-50 (FC 3525 RF)	42 (FC 3125 DF) / 62 (FC 3525 DF)		
1.45 - 2.10		1.85 - 2.40	2 x 1.45 - 2.10	2 x 1.85 - 2.40					-	
3-point- Cat. 3N		3-point- Cat. 3 or 4N (compatible Quick Hitch cat. 3/4N)								
1,000										
1 3/8" - 6 ou 21 splines with friction clutch									-	
Integrated in the side gearboxes										
OPTIDISC ELITE										
7	8	2 x 7	2 x 8		2 x 7	2 x 8		2 x 8		
PROTECTADRIVE System										
Hydro-pneumatic suspension LIFT-CONTROL										
Pendulum-type articulation										
Pivoting steel fingers	2 polyurethane rollers SQUAREFLEX	Pivoting steel fingers			2 polyurethane rollers SQUAREFLEX			Pivoting steel fingers		
◆										
2.44	2.74	2.95		3.35	-	2.95	3.35	3.00		
3.43	3.68	3.50	3.90		3.50	3.90		below 4		
FLEXPROTECT soft side guards										
Flat or vertical with extra parking stand			Flat or folded vertically							
◆										
50/68	-	140/191	154/210	162/221	140/191	154/210	162/221	154/210		
1 SA + 1 DA		2 DA (+1 DA optional for tractor hydraulic top link)							Connection in load sensing (1x pressure; 1x free return; 1x load sensing)	
1,475	1,530	1,550	3,030	3,210	3,260	3,150	3,330	3,380	3,980	

MyKUHNS

THE LINK TO MY SUCCESS!

MyKUHNS is your online space. Sign up today and find out how MyKUHNS's exclusive services will help you manage your KUHN machinery and terminals more effectively. Log on with your computer, mobile phone or tablet computer to access spare parts catalogues, technical documentation and many connected services



Check out the KUHN range of hay and silage harvesting equipment



1. Gyrotedders up to 17 m - 2. Twin rotor gyrorakes - 3. 4-rotor gyrorakes - 4. Belt mergers up to 13 m

KUHN SAS - 4 Impasse des Fabriques - BP 50060 - F-67706 Saverne CEDEX - FRANCE
KUHN NORTH AMERICA, INC. - 1501 West Seventh Avenue - Brodhead, WI 53520 - USA
KUHN FARM MACHINERY PTY. LTD - 313-325 Foleys Road - Deer Park, VIC, 3023 - AUSTRALIA
KUHN FARM MACHINERY (U.K.) LTD - Stafford Park 7 - GB TELFORD/ SHROPS TF3 3BQ

To find your nearest KUHN dealer,
visit our website www.kuhn.com

Information given in this document is only for information purposes and is non-contractual. Our machines are in compliance with regulations in force in the country of delivery. In our literature, and for improved illustration of certain details, some safety devices may not be in operating position. When operating these machines, these devices **must** be in position in accordance with the requirements indicated in the operator's manuals and pre-delivery instructions. RESPECT THE ROAD REGULATIONS IN FORCE AS WELL AS the tractor gross vehicle weight rating, its lift capacity and maximum load per axle and tyres. The tractor front AXLE load must always comply with the regulations of the country of delivery (In Europe, it must reach minimum 20 % of the tractor net weight). We reserve the right to change any designs, specifications or materials listed without further notice. Machines and equipment in this document can be covered by at least one patent and/or registered design. Trademarks cited in this document may be registered in one or several countries.

To protect the environment, this leaflet is printed on chlorine-free paper.
Printed in France - 920 540 EN - 08.22 - Copyright 2022 KUHN

