



**Innovation  
that excites**

# **NISSAN NAVARA**




ST-X Dual Cab model shown with optional sunroof.





**OVER  
80  
YEARS OF TOUGH**

As long as there's an adventure on the horizon, Nissan will be out there leading the way. With 14 million Nissan Pickup owners blazing trails in 180 DIFFERENT countries around the world, the legacy of reliability and innovation powers on.



Overseas model shown in all images.

# THE NISSAN NAVARA

Nissan have a long history of building strong, dependable pickups. With each new model the boundaries of innovation have been pushed, providing you with everything you need to get the job done. And now it's time to experience the next generation Navara. It combines a tough, working pedigree, with premium ride comfort, smart technologies, and sleek, modern styling. All of which means you can step from a day on the job to weekend activities without missing a beat.





# THE PICKUP YOU CAN TRUST, RIGHT DOWN TO ITS CORE

Don't let the sleek exterior of the Nissan Navara fool you. Underneath, it's as tough as they come. Its full-length, fully boxed ladder frame provides solidity and strength you can rely on. With generous ground clearance; approach and departure angles plus a lateral tilt angle of up to 50 degrees, you'll have the confidence to tackle any challenge. And thanks to the steel double-wishbone front suspension and underslung rigid 5-link rear suspension\*, you're sure to experience a smooth and comfortable ride on the road, and off it.



**ANGLE OF  
APPROACH**  
33.2 Degrees\*

**ANGLE OF  
DEPARTURE**  
28.2 Degrees\*

**GROUND  
CLEARANCE**  
228 MM\*  
(rear axle)

## FULLY BOXED. FULLY CAPABLE.

Enclosed on all four sides, the fully boxed ladder frame is reinforced in strategic areas with high-tensile strength steel for improved structural rigidity. Stronger than conventional steel, it provides increased torsional stiffness, offering a marked improvement over traditional steel C-section frames. All of which ensures it performs impressively in the toughest driving conditions. In addition, all cross members are welded, not riveted, which helps resist flexing and increases durability. This sturdy frame underpins the entire drive line, ensuring the Nissan Navara stays on track no matter what the conditions.

\*Only available on Dual Cab Pickup variants.  
\*Figures based off unladen Dual Cab ST-X 4WD with no accessories fitted.



# CLIMB, CRAWL AND POWER YOUR WAY THROUGH

Seems like every adventure comes with its own special gear. In the Nissan Navara you're equipped to keep on going, no matter the conditions.

NISSAN INTELLIGENT MOBILITY



## Shift-on-the-fly 4 Wheel-Drive

The Nissan Navara's 4WD system is electronically controlled via an easy to reach rotary switch on the dash. At your command is the shift-on-the-fly 4WD system that switches between 2WD and high range 4WD (4H) with the twist of a dial at speeds of up to 100 km/h. The vehicle must not be reversing or turning when 4WD is engaged. You can also select low range 4WD (4LO) for mud or sandy terrain. Switching from 4H to 4LO must be done when stationary and whilst in 4LO, speeds should not exceed 50km/h.

Only available on 4WD models.



## 4-Wheel Active Brake Limited Slip (ABLS)

Active Brake Limited Slip (ABLS) individually controls each of the four wheels to optimise traction in challenging conditions. ABLS is designed to simulate the advantages a limited slip differential provides. The biggest advantage of ABLS is that it works on all four wheels, not just the two primary drive wheels.

Only available on 4WD models.



## Electronic Locking Rear Differential

When 4WD isn't enough, push the button to activate the electronic locking rear differential, which delivers equal power to both rear wheels to boost traction and help keep you moving forward.

Available on SL, ST and ST-X 4WD Models.



## Hill Start Assist and Hill Descent Control

Tackling hilly terrain? Now you can do it with more confidence and control. Hill Start Assist can help keep you from rolling backwards when you're accelerating up a hill from a stop. And Hill Descent Control helps you maintain steady speed and braking, so you remain in control on steep grades.

Only available on ST-X 4WD model.



## 5-link Rear Suspension

Load up tools, your family or grab a few mates. Experience the smooth and comfortable ride that's as capable, loaded, towing or off-road as it is smooth on the paved road.

Only available on Dual Cab Pick up models.

## Dual-rate Rear Spring System

Ready for anything...

**Stage 1:** The low spring rate provides a comfortable ride in unladen/light payload conditions

**Stage 2:** The high spring rate ensures no compromise in posture or ride & handling quality when tackling higher payloads

Only available on SL, ST and ST-X Dual Cab Pick up models

ST-X Dual Cab model shown.





ST-X Dual Cab model shown.

# DEVOURS ROADS, SIPS FUEL

The sign of a truly modern ute? One that shows how power, acceleration and fuel efficiency cannot just coexist, but thrive. The Nissan Navara offers two engines that do just that, thanks to advanced technology that helps squeeze the most performance out of every drop of fuel. SL, ST and ST-X variants are powered by an advanced twin-turbo diesel engine, with a small turbo to get you moving and a larger one to keep you going strong.

COMBINED FUEL CONSUMPTION (L/100KM) FIGURES*	2WD		4WD	
	MANUAL	AUTOMATIC	MANUAL	AUTOMATIC
	TWIN TURBO <sup>^</sup> DIESEL ENGINE • 140KW OF POWER • 450NM OF TORQUE		TWIN TURBO <sup>^</sup> DIESEL ENGINE • 140KW OF POWER • 450NM OF TORQUE	
	6.3	6.8	6.5	7.0
	SINGLE TURBO <sup>^</sup> DIESEL ENGINE • 120KW OF POWER • 403NM OF TORQUE		SINGLE TURBO <sup>^</sup> DIESEL ENGINE • 120KW OF POWER • 403NM OF TORQUE	
	MANUAL	AUTOMATIC	MANUAL	AUTOMATIC
	6.4	6.9	6.6	7.1



## TOWS ANYTHING, ANYWHERE

Of course the boat can come along. Because capable towing is engineered right into the Nissan Navara, starting with its full-length, fully boxed ladder frame. Add to that heavy-duty components, including braking and cooling systems, plus plenty of power and low-end torque, and you're ready to pull some serious weight. Up to 3,500kg braked towing capacity\* for all variants. The Nissan Navara is ready for almost any job you can think of.



<sup>^</sup>Available on SL, ST and ST-X models only. <sup>^</sup>Available on RX models and DX 4x4 models only. \*Figures tested in accordance with ADR81/02 (combined test). Figures stated for the purposes of comparison amongst vehicles only. Actual fuel consumption depends on factors such as traffic conditions, vehicle condition, how you drive and any accessories fitted. <sup>\*</sup>Towing capacity is subject to towbar/towball capacity. The capacity may be reduced if a non-genuine Nissan towbar is fitted.





**2,550mm (TRAY LENGTH)**

**SINGLE CAB**

DIESEL:  
**120<sub>kW</sub>**  
**4x2**  
**4x4**



**1,788mm (TUB FLOOR LENGTH)**

**KING CAB**

DIESEL: **120<sub>kW</sub>**  
**4x2**  
**4x4**  
DIESEL: **140<sub>kW</sub>**  
**4x4**



**1,503mm (TUB FLOOR LENGTH)**

**DUAL CAB**

DIESEL: **120<sub>kW</sub>**  
**4x2**  
**4x4**  
DIESEL: **140<sub>kW</sub>**  
**4x2**  
**4x4**

## WEIGH UP YOUR OPTIONS

With a range of cabin and body configurations, the Nissan Navara can meet the needs of any business. Whatever vehicle you choose, you're sure to find one that suits both your work and play requirements.

DX Single Cab cab-chassis shown with optional Nissan Genuine aluminium tray, ST-X King Cab pickup shown and ST-X Dual Cab pickup shown.



# LOAD IT UP

The ample tray in the Nissan Navara gives you loads of carrying options to carry absolutely anything and everything for work and play. All Dual and King Cab pickup models feature a long, deep and wide rear cargo bed, giving you a huge and versatile load space. The ST-X Dual and King Cab model features an ingenious 2 Channel Utili-track™ system to make loading faster and easier. This system includes two channels and four heavy-duty forged aluminum cleats that lock anywhere along the channel so you're ready to roll with even the trickiest load firmly secured.



ST-X Dual Cab model shown.



# RIDE FIRST CLASS EVERY DAY

Even in the toughest conditions, the Nissan Navara delivers luxurious interior comfort. Every seat is spacious and comfortable. In the front, the fatigue-reducing all day comfort seats create a neutral posture that improves blood flow to make long rides considerably more pleasant. In the back, passengers will enjoy plenty of legroom plus their own air conditioning vents located behind the centre console. And if you'd rather opt for a little fresh air, there's the press button sunroof\* and a rear power sliding window.†

## STORE IT. HIDE IT. LOCK IT. LOVE IT.

A thoughtfully designed, flexible interior with lots of storage is as important for work as it is for play.



### STORAGE.

Oversized pockets located in the driver and passenger doors offer ample, easy to-access storage.

Cup and bottle holders have your water bottle always in reach.

\*Available as an option on ST-X Dual Cab 4WD models only. †Not available in Single Cab variants. ST-X Dual Cab 4x4 manual with optional sunroof and leather accented seat trim model shown.



# NISSAN ADVANCED DRIVE-ASSIST DISPLAY INNOVATION THAT'S RIGHT IN FRONT OF YOU

With so much going on around you, it's crucial you keep sight of what's important. The Navara Advanced Drive-Assist Display\* (ADAD) serves up all the driving information you need in one place. From fuel economy to song tracks and turn-by-turn navigation\*, the intuitive 3D depth and tilt design lets you take it all in at a glance. Which helps you spend more time with your eyes where they belong - on the road.





# AROUND VIEW® MONITOR\* 360° VIEWS MAKE PARKING EASIER THAN EVER

## DON'T BUMP YOUR HEAD

In Drive, the display gives you both a front and overhead view, so you know just how far to pull up, without going too far.

## COMPLETE THE PICTURE

Located under your side mirrors, these cameras help round out your virtual 360° bird's-eye view, whether you're in Drive or Reverse.

## SWITCH ANGLES AGAIN AND AGAIN

In Drive or Reverse, you can push the camera button to switch out the overhead for a side view. A great help for seeing how close you are to the kerb.

## EYES IN THE BACK OF YOUR HEAD

In Reverse, the display helps you see what's directly behind you, while the overhead view helps with smaller objects that might be hidden below your window.

## SMART TECH YOU NEED

Nissan Intelligent Key® with remote keyless entry\* allows you to lock and unlock the doors without taking the key out of your pocket. Once you're inside the Nissan Navara, you can take control of your environment with a few smooth moves - everything just seems to be in exactly the right spot.

Smart technologies such as: Satellite Navigation#, Bluetooth® Audio Streaming, Reversing Camera† and Advanced Drive-Assist™ Display† work seamlessly to put you in full control. And a cleverly designed, flexible interior with loads of storage makes it easy for both work and play.



**SATELLITE NAVIGATION#**  
3D mapping on a 7" integrated colour display touch screen keeps you on track whether it's for work or play.



**REVERSING CAMERA†**  
Reversing Camera helps you avoid any hard to see obstacles.



**AROUND VIEW® MONITOR**  
The Around View® Monitor provides you with a 360° view of the car.

\*Available on ST-X models only.  
†Available on SL and ST-X models only.  
#Available on SL, ST and ST-X models only. Also available on RX model in Rear View Mirror. Reversing Camera is a driver assistance device only and should not be used as a substitute for safe driving practices. Always check surroundings before moving your vehicle. Overseas model shown.



# NISSAN INTELLIGENT DRIVING

## SURROUND YOURSELF WITH CONFIDENCE

Wouldn't it be smart if you had all the confidence you need for every part of your drive? Nissan provides a comprehensive approach to safety that guides the engineering and development of every vehicle we make. They keep an eye on your vehicle's systems and the surroundings, assist in handling unexpected situations and work to help keep you safe in the unfortunate event of an accident. It's our way of looking out for you.

### MONITOR

Smart technologies are designed to help monitor conditions. The reversing camera\* and rear sensors\* help you notice what's directly behind the vehicle – or what you might have missed – for added peace of mind.

### RECOVER

Whether you need to hit the brakes hard or manoeuvre around an unexpected obstacle, standard technologies help you respond to a potentially harmful situation.

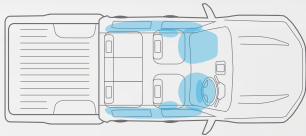
### PROTECT

Nissan's Zone Body Concept helps absorb the impact and protect the passenger compartment during a collision. It features a high-intensity cabin structure with crossmembers and reinforcements, front and rear crumple zones, and an energy-absorbing steering column.

With a maximum five-star ANCAP safety rating across the range.

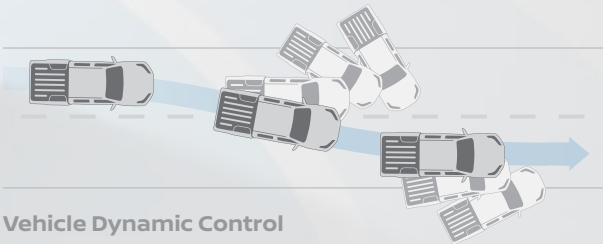


\*Available on all pick-up variants. Reversing Camera and sensors are a driver's assistance device only and should not be used as a substitute for safe driving practices. Always check surroundings before moving the vehicle.  
^Available on ST-X only.



**7 STANDARD AIRBAGS**

**7 Standard Airbags.** Two in the front, two side-impact air bags mounted in the front seats, two side-impact curtain air bags mounted in the roof plus the Nissan Navara has an air bag for the driver's knees.



**Vehicle Dynamic Control** helps you maintain your steered path.

**Anti-lock Braking System** helps you maintain steering control around obstacles while braking heavily.

**Electronic Brakeforce Distribution** sends extra force to the rear brakes when you have additional weight of passengers or cargo in the back. Brake Assist helps apply maximum braking force if it detects hard braking and senses you are in an emergency situation.



# SUPERIOR SINGLE CAB COMFORT

The Single Cab has the longest tray of all Navara body styles. So you can lug around work gear from Monday to Friday and all your weekend gear as well. It comes with a powerful diesel engine that doesn't give up, and an interior that doesn't withhold any of the comforts of its dual cab cousins.



DX Single Cab Cab-Chassis model shown with optional aluminium tray.



## KING CAB RULES

If you need flexibility with a more secure storage space, a more generous load area and occasionally carry mates around, you need a Nissan Navara King Cab. You can fold down the back seats for a couple of extra workmates. Or fold them up and carry around heaps more stuff. Plus, keep it all secure behind those wide-opening, easy-access rear doors. For extra flexibility, choose either a pickup or a cab chassis.

ST-X King Cab 4x4 automatic model with optional leather accented seat trim shown.



# DX/RX



## DX Powertrain options

Available in 2.3L single turbo diesel engine:

- Single Cab Chassis 4WD 6-speed manual

## DX standard features

- 15" steel wheels
- Cloth seat trim
- AM/FM/CD/MP3/USB/AUX/iPod audio connectivity
- Bluetooth® hands-free phone and audio streaming
- Black door mirrors and handles
- Black interior door handles
- Cruise control
- Air conditioning
- Driver & front passenger sun visors
- 4 speakers
- V-Motion silver finish front grille
- Anti-lock Braking System (ABS)
- Electronic Brakeforce Distribution (EBD)
- Traction Control System (TCS)
- Vehicle Dynamic Control (VDC)
- Brake Limited Slip Differential (BLSD)
- Brake Assist (BA)
- 7 airbags
- Vinyl floor coverings

## RX Powertrain options

Available in 2.3L single turbo diesel engine:

- Single Cab Chassis 2WD/4WD 6-speed manual OR 4WD 7-speed automatic
- King Cab Chassis 2WD/4WD 6-speed manual
- Dual Cab Chassis 4WD 6-speed manual OR 7-speed automatic
- King Cab Pick-up 4WD 6-speed manual
- Dual Cab Pick-up 2WD 6-speed manual OR 2WD/4WD 7-speed automatic

## RX includes/replaces DX features plus

- 16" steel wheels
- 6 speakers (Dual Cab only)
- Rear air vents in centre console (King Cab & Dual Cab)
- In-mirror rearview camera with electric anti-dazzle (Pick up only)
- Privacy glass (second row & rear window) (King Cab & Dual Cab)
- V-Motion chrome finish front grille
- Chrome door mirrors and handles
- Chrome bumper finisher (Pick up only)
- Rear power sliding window (King Cab & Dual Cab)
- ISOFIX and tether anchor points (Dual Cab only)
- Floor carpet - front and rear (King Cab only)

# SL



## SL Powertrain options

Available in 2.3L twin turbo diesel engine:

- Dual Cab Pick-up 4WD 6-speed manual OR 7-speed automatic

## SL includes/replaces RX features plus

- Colour 5" display audio
- Rearview camera in audio display
- Day/night rear view mirror with electric anti-dazzle & Compass
- Advanced Drive-Assist™ Display (inc: Instant & average fuel economy, distance to empty, average speed)
- Electronic rear differential lock
- LED projector headlights
- LED signature daytime running lights
- Wider body and wheels
- Side steps
- Black door mirrors and handles



# ST



## ST Powertrain options

Available in 2.3L twin turbo diesel engine:

- King Cab Pick-up 4WD 6-speed manual or 7-speed automatic
- Dual Cab Pick-up 2WD/4WD 6-speed manual or 7-speed automatic

## ST includes/replaces SL features plus

- 16" alloy wheels
- Satellite Navigation with 3D Mapping and 7" integrated colour display with touch screen
- Leather accented\* steering wheel
- Floor carpet - front and rear
- Alloy sports bar with integrated high mounted stop light
- Front fog lights
- Heated door mirrors with power adjustment & manual folding
- Chrome door mirrors and handles

\*Leather accented features and upholstery may contain synthetic material.



ST INTERIOR SHOWN



SATELLITE NAVIGATION



LED SIGNATURE DAYTIME RUNNING LIGHTS & HEADLIGHTS



BLUETOOTH® HANDS-FREE PHONE AND AUDIO SYSTEM



REARVIEW CAMERA



# ST-X



## Powertrain options

- Available in 2.3L twin turbo diesel engine:
- King Cab Pick-up 4WD 6-speed manual or 7-speed automatic
  - Dual Cab Pick-up 2WD/4WD 6-speed manual or 2WD/4WD 7-speed automatic

## ST-X includes/replaces ST features plus

- 18" alloy wheels
- Around-View® Monitor
- Air-conditioning with dual zone climate control
- Intelligent Key™ with push button engine start
- Carpet floor mats - front and rear
- Reversing sensors
- Hill Start Assist (HSA) (4WD only)
- Hill Descent Control (HDC) (4WD only)
- 2 channel Utili-Track™ system
- Protective tubliner
- Roof rails
- Heated door mirrors with power adjustment/folding & integrated LED indicator lights

\*Leather accented features and upholstery may contain synthetic material.

## Option Pack A

- Leather Accented# seat trim
- 8-way driver seat with power slide/recline/height adjustment & power lumbar support
- Heated front seats
- Driver and front passenger seat back pockets

## Option Pack B

- Sunroof (electric one-touch power tilt & slide)



ST-X INTERIOR SHOWN



AROUND VIEW® MONITOR

PUSH BUTTON ENGINE START



HILL START ASSIST (HSA) & HILL DESCENT CONTROL (HDC) (4WD)



2 CHANNEL UTILI-TRACK™ SYSTEM



CHOOSE YOUR COLOUR



Cosmic Black<sup>~</sup>

Burning Red<sup>~</sup>



Brilliant Silver<sup>#</sup>



Deep Sapphire<sup>#~</sup>



Hornet Gold<sup>#\*~</sup>



Slate Grey<sup>#\*~</sup>



White Diamond<sup>#†~</sup>



Polar White<sup>\*</sup>

CHOOSE YOUR TRIM



Interior cloth seat trim.



Interior leather accented<sup>†</sup> seat trim  
(Optional on ST-X models).

Minor trim variations may occur from time to time. <sup>†</sup>Leather accented features and upholstery may contain synthetic material.

A complete ownership experience to help you get the most out of your Nissan. It includes the following:

NISSAN CAPPED PRICE SERVICE

All Nissan vehicles first registered from 1 January 2018 are eligible for Nissan Capped Price Service. As part of this servicing program, we've capped the maximum price you'll pay for the first six services according to your vehicle's service schedule.

3 YEAR/100,000KM WARRANTY

Receive assurance with a 3 year/100,000km warranty<sup>~</sup>, with the option of extending your warranty for up to a further 3 years.

3 YEARS ROADSIDE ASSISTANCE

No matter where you're planning to journey, you'll have the peace of mind of knowing that if you lock your keys in the car, have a flat tyre or battery, or run out of fuel, we'll help get you back on the road at no charge<sup>†</sup>.

FACTORY-TRAINED TECHNICIANS

Using dedicated diagnostic equipment and Nissan Genuine Parts they'll keep your vehicle in top condition.

NISSAN GENUINE ACCESSORIES

Your Nissan Dealer can show you a variety of Nissan Genuine Accessories to protect, enhance and personalise your Nissan Navara.

FINANCIAL SERVICES

Choose from a range of finance options at very competitive rates and terms, as well as various insurance solutions to protect you and your vehicle.

For more information please visit [nissan.com.au/owners](http://nissan.com.au/owners), ask your Nissan Dealer or phone 1800 035 035 during normal AEST business hours.

<sup>~</sup>New Vehicle Warranty expires 36 months from date of first registration or after 100,000 km (whichever comes first). Conditions apply. See [nissan.com.au](http://nissan.com.au) for more details. NOTE: Our goods come with guarantees that cannot be excluded under the Australian Consumer Law. You are entitled to a replacement or refund for a major failure and compensation for any other reasonably foreseeable loss or damage. You are also entitled to have the goods repaired or replaced if goods fail to be of acceptable quality and the failure does not amount to a major failure. <sup>†</sup>Terms and conditions apply, please visit [nissan.com.au/roadsideassistance](http://nissan.com.au/roadsideassistance) All illustrations, information and specifications presented and referred to in this brochure were correct at the time this brochure was approved for printing. The colours in the photographs may vary from actual colours. Nissan Motor Co (Australia) Pty. Ltd. may at its discretion at anytime and without prior notice discontinue or change the models, features, specifications, designs and prices of the products referred to in this brochure and any optional equipment without incurring any liability whatsoever to any purchaser or prospective purchaser of any such products. Always consult your Nissan Dealer for the latest information on models, specifications, features, prices, options and availability. Nissan Motor Co (Australia) Pty. Ltd. ACN 004 663 156. Published January 2019. NIS3633

**NISSAN**  
**FINANCIAL**  
**SERVICES**

In some cases, the printed colours may vary from the actual paint colours. <sup>#</sup>Premium paint available at extra cost. <sup>†</sup>ST-X only. <sup>\*</sup>Not available on ST-X  
<sup>~</sup>Available for King Cab and Dual Cab variants only <sup>\*</sup>Only available on ST and ST-X





## PROTECT

Keep your Nissan Navara looking as good as new with Nissan Genuine Accessories such as Weathershields, Bullbar\* and LED Light Bar\*. Discover new adventures on any terrain while protecting your Nissan Navara.

## ORGANISE

Keep your gear organised and secure with a wide range of Nissan Genuine Accessories. An Adventure Canopy, Roof Cross Bars and Bike Carrier are just a few of the accessories that can help keep your gear safely stored while you're on the road in your Nissan Navara.



## STYLE

Customise your Nissan Navara to perfectly suit your lifestyle with the wide range of Nissan Genuine Accessories. From stylish Black Alloy Wheels to the Black Front Sports Bar, each accessory has been designed to complement the looks of your Nissan Navara. So take on your next adventure in style.

# ACCESSORISE YOUR NISSAN NAVARA



TO VIEW THE FULL RANGE  
OF NISSAN GENUINE ACCESSORIES VISIT:  
[nissan.com.au/NavaraAccessories](http://nissan.com.au/NavaraAccessories)

\*Fitment restricts the front camera view in vehicles equipped with Around View® Monitor.

## WHY CHOOSE GENUINE?

By fitting Nissan Genuine Accessories you can rest easy knowing our high-quality standards ensure the perfect fit, increased safety and reliability, allowing you to future-proof your Nissan. Your Nissan vehicle is an important investment so don't compromise – insist on Nissan Genuine Accessories

**NISSAN GENUINE ACCESSORIES**  
COMPLETE CONFIDENCE



SPECIFICATIONS

	Single Cab RX Cab Chassis 4x2	Single Cab DX Cab Chassis 4x4	Single Cab RX Cab Chassis 4x4
Engine			
YS23DDT 2.3 litre intercooled single turbo-diesel, DOHC	●	●	●
Maximum power (kW@rpm)	120@3750	120@3750	120@3750
Maximum torque (Nm@rpm)	403@1500-2500	403@1500-2500	403@1500-2500

Transmission			
6-speed manual	●	●	●
7-speed automatic with manual mode			Opt
Transfer case - Dual range 4x4 with electronic 4WD selection		●	●

Dimensions			
Overall length (mm)	5120	5120	5120
Overall width (excluding mirrors) (mm)	1790	1790	1790
Overall height (mm)	1755	1750	1775
Wheelbase (mm)	3150	3150	3150
Min. turning circle (kerb to kerb) (m)	11.8	11.8	11.8
Ground clearance unladen (mm)	206	195	221
Approach angle (degrees)	31.6	30.8	32.4
Departure angle (degrees)	23.3	23.3	24.3
Ramp breakover angle (degrees)	21.5	20.9	22.8

Weights			
Gross Vehicle Mass (GVM <sup>†</sup> ) (kg)	2910	2800	2910
Gross Combined Mass (GCM <sup>‡</sup> ) (kg)	5910	5910	5910
Kerb mass <sup>~</sup> manual/automatic (kg)	1554	1607	1632/1638
Payload <sup>Δ</sup> manual/automatic (kg)	1356	1193	1278/1272
Gross front axle (kg)	1320	1320	1320
Gross rear axle (kg)	1750	1700	1750

Towing Capacity <sup>†</sup>			
Trailer without brakes (kg)	750	750	750
Trailer with brakes (kg)	3500	3500	3500
Towball download (kg)	See table	See table	See table

Fuel			
Fuel tank capacity (litres)	80	80	80
Fuel consumption (combined ADR 81/02) (manual/automatic) (l/100km) <sup>∞</sup>	6.4	6.6	6.6/7.1

Mechanical			
Front suspension - Independent double-wishbone with front stabiliser bar	●	●	●
Rear suspension - Leaf spring	●	●	●

Navara towball download information	
Towball download	Reduce Loaded Vehicle Mass
0kg	GVM <sup>**</sup> (All Variants)
100kg	below GVM <sup>**</sup> by 130kg
200kg	below GVM <sup>**</sup> by 280kg
300kg	below GVM <sup>**</sup> by 410kg

	King Cab RX Cab Chassis 4x2	King Cab RX Cab Chassis 4x4	King Cab RX Pick Up 4x4	King Cab ST Pick Up 4x4	King Cab ST-X Pick Up 4x4
Engine					
YS23DDTT 2.3 litre intercooled twin turbo-diesel, DOHC				●	●
YS23DDT 2.3 litre intercooled single turbo-diesel, DOHC	●	●	●		
Maximum power (kW@rpm)	120@3750	120@3750	120@3750	140@3750	140@3750
Maximum torque (Nm@rpm)	403@1500-2500	403@1500-2500	403@1500-2500	450@1500-2500	450@1500-2500

Transmission					
6-speed manual	●	●	●	●	●
7-speed automatic with manual mode				Opt	Opt
Transfer case - Dual range 4x4 with electronic 4WD selection		●	●	●	●

Overall length (mm)	5120	5120	5255	5255	5255
Overall width (excluding mirrors) (mm)	1790	1790	1790	1850	1850
Overall height (mm)	1755	1780	1770	1780	1780
Wheelbase (mm)	3150	3150	3150	3150	3150
Track front/rear (mm)	1550/1550	1550/1550	1550/1550	1570/1570	1570/1570
Min. turning circle (kerb to kerb) (m)	11.8	11.8	11.8	12.4	12.4
Ground clearance unladen (mm)	202	217	218	229	230
Approach angle (degrees)	31.7	32.5	32.5	32.2	32.4
Departure angle (degrees)	24.8	25.9	25.9	26.5	26.7
Ramp breakover angle (degrees)	21.3	22.7	22.7	23.7	23.9
Cargo Bed - length floor (mm)			1788	1788	1788
Cargo Bed - length top (mm)			1750	1750	1750
Cargo Bed - width floor (mm)			1560	1560	1560
Cargo Bed - width top (mm)			1490	1490	1490
Cargo Bed - width between wheel arches (mm)			1130	1130	1130
Cargo Bed - tailgate opening width (mm)			1360	1360	1360
Cargo Bed - height (mm)			474	474	474

Weights					
Gross Vehicle Mass (GVM <sup>**</sup> ) (kg)	2910	2910	2910	2910	2910
Gross Combined Mass (GCM <sup>‡</sup> ) (kg)					
+6kg with leather accented <sup>‡</sup> seat option pack on ST-X AT	5910	5910	5910	5910	5910
Kerb mass <sup>~</sup> manual/automatic (kg) -6kg with leather accented <sup>‡</sup> seat option pack on ST-X AT	1654	1732	1873	1920/1923	1945/1949
Payload <sup>Δ</sup> manual/automatic (kg)	1256	1178	1037	990/987	965/961
Gross front axle (kg)	1320	1320	1320	1320	1320
Gross rear axle (kg)	1750	1750	1750	1750	1700

Towing Capacity <sup>†</sup>					
Trailer without brakes (kg)	750	750	750	750	750
Trailer with brakes (kg)	3500	3500	3500	3500	3500
Towball download (kg)	See table	See table	See table	See table	See table

Fuel					
Fuel tank capacity (litres)	80	80	80	80	80
Fuel consumption (combined ADR 81/02) (manual/automatic) (l/100km) <sup>∞</sup>	6.4	6.6	6.6	6.5/70	6.5/70

Mechanical					
Front suspension - Independent double-wishbone with front stabiliser bar	●	●	●	●	●
Rear suspension - Leaf spring	●	●	●	●	●

	Dual Cab RX Pick Up 4x2	Dual Cab ST Pick Up 4x2	Dual Cab ST-X Pick Up 4x2	Dual Cab RX Cab Chassis 4x4	Dual Cab RX Pick Up 4x4	Dual Cab SL Pick Up 4x4	Dual Cab ST Pick Up 4x4	Dual Cab ST-X Pick Up 4x4
Engine		●	●			●	●	●
YS23DDTT 2.3 litre intercooled twin turbo-diesel, DOHC	●			●	●			
YS23DDT 2.3 litre intercooled single turbo-diesel, DOHC								
Maximum power (kW@rpm)	120@3750	140@3750	140@3750	120@3750	120@3750	140@3750	140@3750	140@3750
Maximum torque (Nm@rpm)	403@1500-2500	450@1500-2500	450@1500-2500	403@1500-2500	403@1500-2500	450@1500-2500	450@1500-2500	450@1500-2500

Transmission								
6-speed manual	●	●	●	●		●	●	●
7-speed automatic with manual mode	Opt	Opt	Opt	Opt	●	Opt	Opt	Opt
Transfer case - Dual range 4x4 with electronic 4WD selection				●	●	●	●	●

Dimensions								
Overall length (mm)	5255	5255	5255	5120	5255	5255	5255	5255
Overall width (excluding mirrors) (mm)	1790	1850	1850	1790	1790	1850	1850	1850
Overall height (mm)	1785	1815	1845	1800	1800	1825	1825	1855
Wheelbase (mm)	3150	3150	3150	3150	3150	3150	3150	3150
Min. turning circle (kerb to kerb) (m)	11.8	12.4	12.4	11.8	11.8	12.4	12.4	12.4
Ground clearance unladen (mm)	214	226	228	219	217	226	226	228
Approach angle (degrees)	31.6	32.1	32.3	32.5	32.5	33.1	33.1	33.2
Departure angle (degrees)	25.2	27.4	27.5	26.3	25.9	28.1	28.1	28.2
Ramp breakover angle (degrees)	21.6	23.4	23.6	22.8	22.7	24.5	24.5	24.7
Cargo Bed - length floor (mm)	1503	1503	1503		1503	1503	1503	1503
Cargo Bed - length top (mm)	1465	1465	1465		1465	1465	1465	1465
Cargo Bed - width floor (mm)	1560	1560	1560		1560	1560	1560	1560
Cargo Bed - width top (mm)	1490	1490	1490		1490	1490	1490	1490
Cargo Bed - width between wheel arches (mm)	1130	1130	1130		1130	1130	1130	1130
Cargo Bed - tailgate opening width (mm)	1360	1360	1360		1360	1360	1360	1360
Cargo Bed - height (mm)	474	474	474		474	474	474	474

Weights								
Gross Vehicle Mass (GVM <sup>**</sup> ) (kg)	2910	2910	2910	2910	2910	2910	2910	2910
Gross Combined Mass (GCM <sup>‡</sup> ) (kg)	5910	5910	5910	5910	5910	5910	5910	5910
Kerb mass <sup>~</sup> manual/automatic (kg) +6kg with leather accented <sup>‡</sup> seat option pack on ST-X +11kg with sunroof option pack on ST-X 4x4	1810/1817	1854/1861	1891/1898	1766/1783	1895	1931/1937	1936/1942	1973/1979
Payload <sup>Δ</sup> manual/automatic (kg) -6kg with leather accented <sup>‡</sup> seat option pack on ST-X -11kg with sunroof option pack on ST-X 4x4	1100/1093	1056/1049	1019/1012	1144/1127	1015	979/973	974/968	937/931
Gross front axle (kg)	1320	1320	1320	1320	1320	1320	1320	1320
Gross rear axle (kg)	1750	1750	1700	1750	1750	1750	1750	1700

Towing Capacity <sup>†</sup>								
Trailer without brakes (kg)	750	750	750	750	750	750	750	750
Trailer with brakes (kg)	3500	3500	3500	3500	3500	3500	3500	3500
Towball download (kg)	See table	See table	See table	See table	See table	See table	See table	See table

Fuel								
Fuel tank capacity (litres)	80	80	80	80	80	80	80	80
Fuel consumption (combined ADR 81/02) (manual/automatic) (l/100km) <sup>∞</sup>	6.4/6.9	6.3/6.8	6.3/6.8	6.6/7.1	7.1	6.5/70	6.5/70	6.5/70

Mechanical								
Front suspension - Independent double-wishbone with front stabiliser bar	●	●	●	●	●	●	●	●
Rear suspension - 5-link with shock absorber	●	●	●		●	●	●	●
Rear suspension - Leaf spring				●				

<sup>\*\*</sup> GVM = Gross Vehicle Mass. GVM is the maximum laden mass of a motor vehicle.  
<sup>~</sup> Kerb mass = unladen mass of vehicle with full fuel, excludes tray body for Cab Chassis vehicles.  
<sup>Δ</sup> Payload is the GVM minus the Kerb mass. The kerb mass does not include passengers, luggage, cargo, any accessories fitted or any towball download (as appropriate). Payload is distributed across both the front and rear axles, never exceed the GVM or the axle limits.  
<sup>∞</sup> Figures tested in accordance with ADR81/02 (combined test). Figures stated for the purposes of comparison amongst vehicles only. Actual fuel consumption and CO<sup>2</sup> emissions depends on factors such as traffic conditions, vehicle condition, how you drive and any accessories fitted.  
<sup>†</sup> Towing capacity is subject to towbar/towball capacity and vehicle laden condition. The capacity may be reduced if a non genuine Nissan towbar is fitted. The permitted download is directly related to the laden mass of vehicle.  
<sup>#</sup> Gross Combined Mass with braked trailer.  
<sup>‡</sup> Leather accented features and upholstery may contain synthetic material.





**Innovation  
that excites**

---

## NISSAN INTELLIGENT MOBILITY

Nissan Intelligent Mobility guides everything we do. At Nissan, we use new technologies to transform cars from mere transportation. Together the journey is more confident, connected, and exciting. Whether it is cars that share the task of driving or highways that charge your EV as you go along, it's all in the very near future. And it's a future already taking shape in the Nissan you drive today.



Follow us  
@Nissan\_Aus



Like us  
Nissan



Check out  
NissanAustralia

# Nissan. Innovation that excites.

[nissan.com.au](http://nissan.com.au)