



**Passat**

## Contents

- 04** Introduction
- 05** Exterior
- 07** Interior
- 09** Technology
- 12** IQ.DRIVE
- 13** Passat Alltrack
- 15** Passat Wagon 206TSI R-Line
- 18** Colours & Upholstery
- 21** Accessories
- 23** 5 Year Warranty
- 24** Volkswagen Choice
- 25** Specification Highlights



Passat Elegance model shown with optional R-Line package



Passat Elegance model shown with optional R-Line package

# Passat

## Elegance and functionality combined

The Volkswagen Passat is one of the most complete vehicles on the road. Timeless elegance combines with practicality and outstanding innovation to create a car that you'll relish driving time and time again.

The Passat exudes understated style from front to rear with every consideration given to aesthetics and function. Here is a vehicle that displays quiet sophistication and unmistakable confidence, but don't underestimate the breadth of technology instilled – often discreetly – in every Passat.

Volkswagen's innovative IQ.DRIVE\* range of safety systems uses sensors all around the vehicle to keep the Passat on the road – and driver and passengers safe. Other features such as LED headlights and tail lights, and striking alloy wheels are stylish additions that are bound to impress. Refined elegance and functionality are just as much a feature of the Passat's cabin. Comfortable and supportive seats in a range of cloth and leather appointed trim# make every drive a simple pleasure. At the same time, the Passat's 8-inch Discover Media navigation system with DAB+ digital radio, wired and wireless App-Connect- puts a world of infotainment options right at your fingertips. Levels of innovation and comfort only increase when you choose a higher specification of Passat.

The optional R-Line package (Elegance variant only) adds sporty touches inside and out, as does the 206TSI R-Line, with its powerful 206kW engine. The Passat Alltrack, available in two trim levels, and with its 7-speed DSG gearbox and efficient 4MOTION all-wheel drive, is for all those drivers who lust for off-road adventure.

No matter which you choose, the Passat is a vehicle worthy of wearing the Volkswagen badge.

---

-App-Connect featuring wireless Apple CarPlay® and wireless Android Auto™ is compatible with the latest versions of iOS and Android, active data service required, optional connection cable (sold separately).  
\*Safety technologies are designed to assist the driver, but should not be used as a substitute for safe driving practices  
#Leather appointed seats have a combination of genuine and artificial leather, but are not wholly leather.

# Exterior

Combining style and sophistication with a commanding on-road presence, the Volkswagen Passat has the looks to match its outstanding performance.

The Passat is unmistakably a Volkswagen when viewed from the front. A sweeping horizontal radiator grille integrates seamlessly with piercing LED headlights and showcases the Volkswagen roundel. Below the bumper, the broad air intake forms a cohesive whole with streamlined LED fog lights.

The Passat's profile shows off its harmonious proportions, with the vehicle's assertive shoulder line acting to draw the viewer's eyes along the length of the vehicle.

At the rear, LED tail lights nestle across the Passat's rear panels and tailgate, forming a neat frame for the Passat badging on the tailgate.

Step into the 162TSI Elegance and other stylish additions are fitted as standard. Dark 18-inch 'Liverpool' alloy wheels set the Elegance apart from other Passat variants.

For anyone wanting to make a powerful visual statement, it's impossible to go past the dynamic and dominant features contained in the optional R-Line package (for the Elegance variant). A contoured roof spoiler, R-Line front and rear bumpers, and rear tinted windows give the Passat a hint of menace. Combine these elements with appealing 18-inch 'Monterey' alloy wheels in the R-Line package and the Passat looks like it wants to devour the road ahead of it.



Passat Wagon 206TSI R-Line model

# Interior

If the Passat's assured and smooth character wasn't already apparent in its exterior styling, a glance at the vehicle's luxurious interior appointments will readily convince even the most discerning driver. The Passat's cabin offers superior aesthetics and cool sophistication, but never at the expense of comfort or practicality.

Easy entry and seat memory function in the Passat range (and Alltrack 162TSI Premium) make it easy to access the vehicle and find a comfortable driving position.

Air Care 3-zone climate control with rear controls make it a cinch to maintain optimal temperature conditions.

The 162TSI Elegance adds an extra level of refinement with ambient interior lighting and Nappa leather<sup>#</sup> appointed seat trim. 'Dayton Brush' brushed aluminium inserts for the dashboard and door add a distinctive touch, while the Panoramic glass sunroof allows for a gloriously light-filled cabin.

R-Line styling cues in the optional R-Line package (Elegance variant only) bring an undeniably sporty edge to the Passat's cabin. Features such as R-Line scuff plates in door apertures, R-Line decorative inserts in brushed silver, brushed stainless steel pedals and an alluring R-Line multi-function sports steering with wheel paddles, will make you the envy of your friends.



App-Connect featuring Apple CarPlay®  
#Leather appointed seats have a combination of genuine and artificial leather, but are not wholly leather.



# Technology

Few vehicles combine an array of technological innovation in one package quite like the Volkswagen Passat. A comprehensive range of driver assistance aids make every drive comfortable, safe and satisfying, while the Passat's unique infotainment systems offer outstanding sound and vision, not to mention impressive levels of connectivity. Touch climate controls now come as standard across the Passat range, making it easier than ever to maintain optimal in-cabin temperature conditions. A touch-sensitive surface means fan speed and temperature can be controlled with a simple slide or push with your finger.

For the first time ever in the Passat, clever Area View\* technology is a standard inclusion in the Elegance, Premium and R-Line variants. Four cameras are placed discreetly around the Passat, giving the driver a bird's eye view of the area surrounding the vehicle. Area View\* is particularly useful when parking in tight spaces or when avoiding nearby obstacles.

Passat owners are truly spoilt when it comes to infotainment options. The Alltrack 162TSI features an intuitive 8-inch Discover Media navigation system with gesture control, with higher Passat grades receiving the 9.2-inch Discover Pro navigation system with gesture control and impressive Digital Cockpit Pro instrument display.

Music lovers can revel in all their favourite entertainment content with App-Connect~, which offers lightning fast data streaming via wired and wireless Apple CarPlay® and Android Auto™. And true audiophiles will be inspired by the crystal clear audio offered by the Harman Kardon premium sound system in the Elegance and Alltrack Premium variants.



\*Safety technologies are designed to assist the driver, but should not be used as a substitute for safe driving practices.  
~App-Connect featuring wireless Apple CarPlay® and wireless Android Auto™ is compatible with the latest versions of iOS and Android, active data service required, optional connection cable (sold separately).





# IQ.DRIVE

An extensive suite of driver assistance and safety features are included in every Volkswagen, but only now have all of these intelligent driver assistance technologies been brought under the one name – IQ.DRIVE.


IQ.DRIVE bundles all of Volkswagen's driver assistance aids together – those that exist now and those yet to come – with a view to reaching the end point of truly autonomous driving.

Among the safety technology included in IQ.DRIVE is Travel Assist\*, an innovative system that allows for partially automated driving at a range of speeds. Travel Assist\* uses sensors, radars and a camera to observe the space around the vehicle and works with Lane Assist\* with Adaptive Lane Guidance\* and Adaptive Cruise Control\* (ACC) to provide effortless semi-autonomous driving.

Other safety inclusions have perfect application when driving on busy streets and parking in tight spaces. Pedestrian Monitoring\* will first alert the driver, and then implement an emergency braking procedure to avoid striking a pedestrian about to cross the Passat's path.

Park Assist\* takes the hassle – and the low-speed bumps and scrapes – out of difficult parking manoeuvres.

Other safety innovations are there when you need them most. Clever Emergency Assist\* technology provides an escalating series of visual and audible warnings to the driver if no steering activity is detected, such as when the driver is incapacitated. The system implements harm reduction measures before performing a safe emergency stop as a last resort.



App-Connect featuring Apple CarPlay®  
 #Leather appointed seats have a combination of genuine and artificial leather, but are not wholly leather.

\*Safety technologies are designed to assist the driver, but should not be used as a substitute for safe driving practices.

# Passat Alltrack

The Passat Alltrack offers the very best features of the Passat range in a rugged package built to take on rough terrain. With its 2.0-litre TSI engine capable of an impressive 162kW of power and 350Nm of torque, the Passat Alltrack is a vehicle to be driven and enjoyed anywhere.

The Alltrack is the only variant in the Passat range to feature both a sweet-shifting 7-speed DSG gearbox and Volkswagen's 4MOTION permanent all-wheel drive (4MOTION also available with a 6-speed DSG in the 206TSI R-Line). This ingenious technology ensures the Passat retains optimum traction by continually adjusting power distribution to the front and rear axles as needed. It's a must have when driving on challenging off-road surfaces.

Available in two trim levels – the Alltrack 162TSI and the Alltrack 162TSI Premium – the Alltrack features IQ.DRIVE technology for an assured and safe journey. A key component of the IQ.DRIVE system is Adaptive Cruise Control\* (ACC), an intelligent driver aid that not only maintains a set speed but keeps the vehicle a safe distance from the one in front. It's particularly useful when driving long distances, as is Driver Fatigue Detection\*, which provides a visual and audible signal when it's time to take a break.

Elegant Passat styling, functional and comfortable interior conveniences and superior infotainment connectivity are all hallmarks of the Alltrack 162TSI. But added features such as '7 Summits' cloth trim and decorative 'Tracks' trim distinguish it from every other Passat.

As the name suggests, the Alltrack 162TSI Premium incorporates additional impressive appointments for a superior driving experience. Features such as IQ.LIGHT matrix LED headlights, Area View\*, Panoramic glass sunroof, Digital Cockpit Pro and Harman Kardon sound system are all included. With features such as these, the Alltrack Premium isn't just for going anywhere, it's a vehicle to be savoured with every drive.

---

\*Safety technologies are designed to assist the driver, but should not be used as a substitute for safe driving practices.



Passat Premium Alltrack model shown  
Pure White not available on Model Year 2022 Passat Alltrack



## Passat Wagon 206TSI R-Line

The Passat Wagon 206TSI R-Line combines exhilarating performance and style in a package that will thrill with every drive. It's the only Passat in the range to feature Volkswagen's potent 206kW/350Nm engine, which means abundant power is on tap with every push of the accelerator. Add 4MOTION drive to the mix and the Passat Wagon 206TSI R-Line elevates traction, acceleration and grip performance to seriously impressive levels.

The Passat Wagon 206TSI R-Line is a performance trailblazer, so it's only right that it has the looks to match. The vehicle receives the full R-Line styling treatment, which means a range of eye-catching exterior and interior features have been added that set it apart from the rest of the Passat range. Unique R-Line front and rear bumpers and a contoured roof spoiler make key contributions to the Passat Wagon 206TSI R-Line's sweeping profile. Adding further to the vehicle's sporty aesthetic are exclusive 19-inch 'Pretoria' alloy wheels in matte graphic and enticing Lapiz Blue Premium Metallic body paint, also exclusive.

R-Line styling continues inside the cabin, which exudes class and confidence with its R-Line leather appointed trim, scuff plates in the door apertures, decorative inserts in brushed silver rise and black roof liner. Putting the driver at the centre of the action are brushed stainless steel pedals and R-Line multifunction sports steering wheel paddles for ultimate gearshift control and tactility.

Proving that the Passat Wagon 206TSI R-Line never forsakes comfort for pure driving performance are additional conveniences designed to pamper and surprise. Heated and electric front seats with driver massage are the epitome of comfort, while easy entry and memory function makes it easy to find a supported seating position. For the perfect mood-setter, the Passat Wagon 206TSI R-Line also allows you to choose from among 30 ambient interior light colours.



Passat Wagon 206TSI R-Line



## Passat Wagon - Colours and Upholstery



**Moonstone Grey**



**Deep Black Pearl Effect**



**Manganese Grey Metallic**



**Glacier White Metallic**



**Pyrite Silver Metallic**



**Aquamarine Blue Premium Metallic**



**Lapiz Blue Premium Metallic\***



**Passat Elegance - Titan Black Nappa**  
Leather appointed#



**R-Line Black Nappa (Optional on Elegance and standard on R-Line)**  
Leather appointed\*

#Leather appointed seats have a combination of genuine and artificial leather, but are not wholly leather.  
 \*Available on Passat Wagon 206TSI R-Line.  
 Please note that Metallic, Pearl Effect and Premium Metallic paint are optional at extra cost. The print process does not allow for exact reproduction of the exterior or the upholstery colours.  
 Please contact your Volkswagen Dealer for further information on colours and upholstery combinations.

## Passat Alltrack - Colours and Upholstery



Moonstone Grey



Deep Black Pearl Effect



Glacier White Metallic



Pyrite Silver Metallic



Aquamarine Blue Premium Metallic



Manganese Grey Metallic



Passat Alltrack - Titan Black Cloth



Passat Alltrack Premium - Black Vienna Leather appointed#

#Leather appointed seats have a combination of genuine and artificial leather, but are not wholly leather. Please note that Metallic, Pearl Effect Premium Metallic paint are optional at extra cost. The print process does not allow for exact reproduction of the exterior or the upholstery colours. Please contact your Volkswagen Dealer for further information on colours and upholstery combinations.



# Find your accessories

Volkswagen Genuine Accessories ensures your Volkswagen remains 100% Volkswagen. The extensive range of Passat Genuine Accessories provides you with the opportunity to adapt your Passat even more precisely to your individual needs. From transport, exterior and interior solutions to alloy wheels that perfectly complement your Volkswagen.



01 19" Pretoria alloy wheel

02 Roof bars with ski and snowboard carrier

03 Roof bars with roof box

04 Roof bars with bike carrier

05 Roof bars with surfboard carrier

06 Tablet holder

07 Coat hanger

08 Universal Traffic Recorder (Dash Cam)

09 Reversible flap with luggage compartment liner

10 Tailgate protective strip

11 Load liner

12 Boot liner

13 All-weather floor mats

14 Mudflaps (Not for Alltrack)

15 Slimline weathershields

16 Door sill protection plate



01



02



09



10



03



04



11



12




05



06




13




14



07



08



15



16

Overseas models are shown for illustrative purposes only. Optional accessories at extra cost. Please note that the above accessories may have an effect on fuel efficiency. Items such as sports equipment and tablets are shown for illustration purposes only and are not available for purchase from Volkswagen Group Australia or its Dealers. For a full range of Volkswagen Genuine Accessories, please refer to the accessories tab at [www.volkswagen.com.au](http://www.volkswagen.com.au) or visit an authorised Volkswagen Dealer.



## 5 years Unlimited Kilometre Warranty

At Volkswagen, we pride ourselves on the highest quality standards that come with German engineering.

We back this commitment with a 5 year unlimited kilometre warranty on all new Volkswagen vehicles<sup>1</sup>.



## 1 year Roadside Assist

Every new Volkswagen comes with a 1 year Roadside Assist membership<sup>2</sup>.

That's 24 hour roadside assistance, emergency accommodation, car rental and towing as well as property and other assistance, all included for added peace of mind.



## Volkswagen Care Plans

Volkswagen Care Plans<sup>3</sup> have you covered for your first 3 or 5 scheduled services, providing you savings off the total Assured Service Pricing RRP. It's convenient, hassle-free scheduled servicing easily available for purchase at your local Volkswagen Dealer.



## Assured Service Pricing

Assured Service Pricing<sup>4</sup> gives you the transparency of knowing how much your service will cost up front.

Our Volkswagen Dealers have access to the latest diagnostic equipment and tools. Plus, they use Volkswagen Genuine Parts<sup>®</sup> to ensure your Volkswagen stays a Volkswagen.

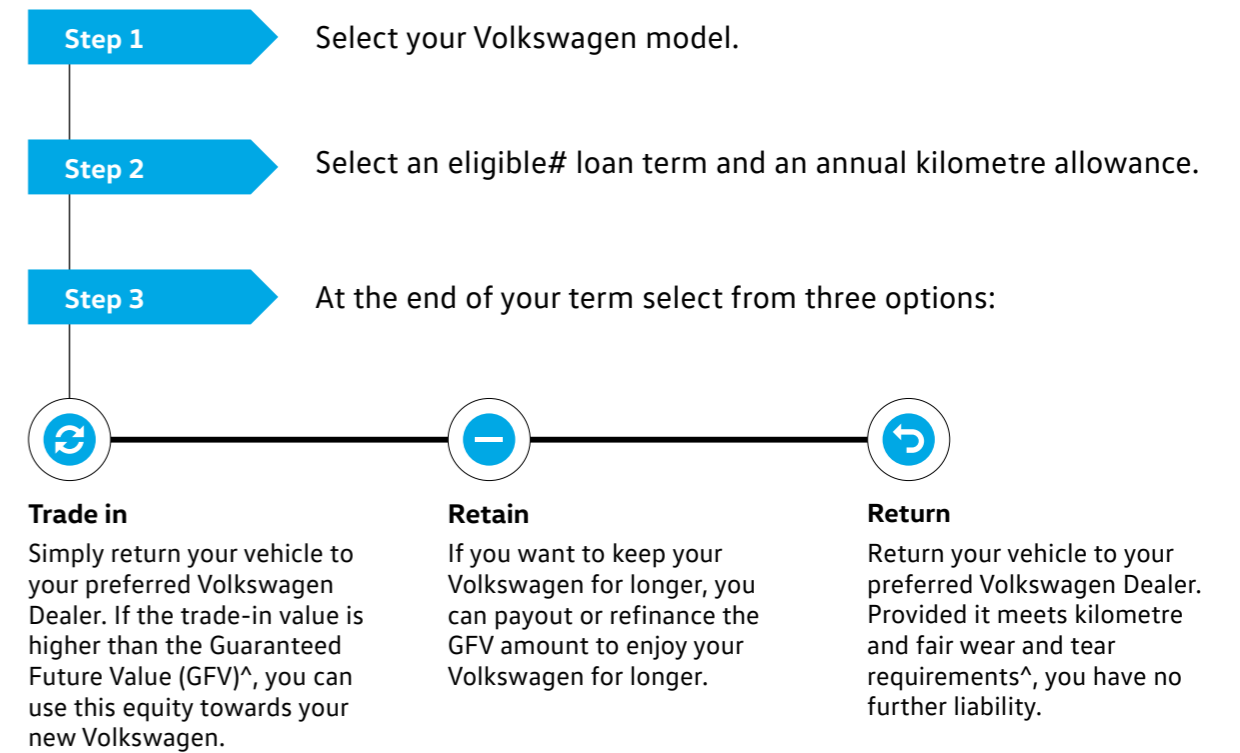
You're in safe hands at your Volkswagen Dealer when it comes to servicing.

# Volkswagen Choice<sup>^</sup>

Guarantee the minimum future value of your Volkswagen

Naturally we understand that your Volkswagen represents a valuable investment, so we understand that you want to maintain it in premium condition. Volkswagen Choice<sup>^</sup> is a finance program tailored to the requirements of Volkswagen owners by providing assurance around your Volkswagen's future value<sup>^</sup>, whilst offering simple monthly instalment financing options.

Whether you are selecting your new Volkswagen for business or personal use, you can choose the contract term that best suits your requirements. Enjoy the confidence that comes from having locked in a minimum value up front to be attributed to your vehicle at the end of your contract<sup>^</sup>. There are also no account keeping fees with a fixed interest rate.



<sup>1</sup>. Conditions and exclusions apply, see <https://www.volkswagen.com.au/en/owners-service/warranty.html>. Your rights under this warranty are provided in addition to, and in some cases overlap with, consumer guarantees under the Australian Consumer Law and do not limit or replace them.

<sup>2</sup>. Volkswagen Roadside Assist membership is provided by AWP Australia Pty Ltd ABN 52 097 227 177 trading as Allianz Global Assistance. Whenever you request roadside vehicle assistance under your membership, you will be making that request to Allianz Global Assistance, who will provide the services under an arrangement with Volkswagen Group Australia Pty Limited ABN 14 093 117 876. The terms and conditions contain exclusions and limitations, please visit <https://www.volkswagen.com.au/en/owners-service/roadside-assist.html>.

<sup>3</sup>. Volkswagen Care Plans are available for purchase at <https://www.volkswagen.com.au/en/owners-service/care-plans.html> or from participating authorised Volkswagen Dealers for Eligible Vehicles and covers standard items as contained in each scheduled service interval only. The service intervals occur every 15,000 KM/12 months (whichever occurs first) for all models except MY18 to current Crafter vehicles and MY21 onwards Amarok vehicles, which are scheduled to occur every 20,000 km/12 months (whichever occurs first). These Care Plans can only be purchased prior to the first scheduled service and up to 22,500 km/15 months (whichever occurs first) for all models except MY18 to current Crafter vehicles and MY21 onwards Amarok vehicles which is 30,000 km/15 months (whichever occurs first). The timeframe takes effect from when the vehicle is first reported in our system as 'sold'. Discount structure varies by model. For details of what is not included in a scheduled service, please refer to the program terms and conditions.

<sup>4</sup>. Assured Service Pricing applies to the first 5 standard scheduled services of your vehicle which are scheduled to occur at every 15,000 km/12 month interval (whichever occurs first) or for MY18 to current Crafter vehicles and MY21 onwards Amarok vehicles only, 20,000kms/ 12 month interval (whoever occurs first). Volkswagen will publish the maximum price for a specified Scheduled Service on 1st February each year (or first business day after this date), and pricing will remain fixed for 12 months only. For more details on the Eligible Model's, pricing, items not included and for full terms and condition, please see <https://www.volkswagen.com.au/app/locals/service-pricing-guide>.

<sup>^</sup>Volkswagen Guaranteed Future Value consists of an option to return your vehicle to Volkswagen Financial Services (VFS) ABN 20 097 071 460, Australian Credit Licence 389344, at the end of the term and requires VFS to purchase the vehicle at an agreed price determined by VFS, known as the Guaranteed Future Value (GFV). <sup>#</sup>Eligible loan terms include 12-60 months, vary by model and are subject to change, ask dealer for more information. At the end of the term, you can elect to: (1) trade-in; (2) return; or (3) retain the vehicle by paying the GFV, which is a lump sum owed to VFS at the end of the loan term after all repayments have been made. You will be liable for any loan contract deficit and additional charges if you exceed the nominated kilometre allowance and/or the vehicle is not in an acceptable condition. Available on new and demonstrator Volkswagen vehicles for selected models. Contact your Official Volkswagen Dealer to verify eligible vehicles for this program. Fleet, government, rental buyers, hire car and chauffeur companies excluded.

# Passat Wagon Model Range

162TSI Elegance	206TSI R-Line
2.0L 162kW / 350Nm	2.0L 206kW / 350Nm
6 Speed DSG & Front Wheel Drive	6 Speed DSG & 4MOTION
<ul style="list-style-type: none"> <li>• IQ.DRIVE: Travel Assist with Adaptive Lane Guidance, Front Assist with Pedestrian Monitoring, Lane Assist, Emergency Assist, Adaptive Cruise Control, Park Assist, Front and rear parking sensors &amp; Driver Fatigue Detection*</li> <li>• Power folding mirrors with surround lighting and memory</li> <li>• Digital Radio DAB+</li> <li>• App-Connect including wired &amp; wireless Apple CarPlay and Android Auto-</li> <li>• Air Care 3-zone climate control with "Touch" controls front and rear</li> <li>• Panoramic glass sunroof</li> <li>• Window blinds for the rear side windows</li> <li>• Area view 360° camera system</li> <li>• Adaptive Chassis Control</li> <li>• Ambient interior lighting</li> </ul>	<ul style="list-style-type: none"> <li>• Ventilated, heated and electric front seats with driver massage, easy entry and memory</li> <li>• 18" Liverpool alloy wheels with full size alloy spare</li> <li>• Panoramic glass sunroof</li> <li>• IQ.LIGHT matrix LED headlights and Premium LED tail lights with dynamic indicators</li> <li>• 9.2" Discover Pro navigation system with gesture and voice control</li> <li>• Digital Cockpit Pro</li> <li>• Anti-theft alarm system</li> <li>• Nappa leather appointed trim#</li> <li>• Harman Kardon premium sound system</li> <li>• Boot net</li> </ul>
Optional Metallic, Premium Metallic or Pearl Effect paint	
<b>Optional R-Line Package</b> R-Line exterior & interior package, 18" Monterey alloy wheels, progressive steering & tinted rear windows (Package deletes seat ventilation)	

For a comprehensive list of features and specifications, please refer to [www.volkswagen.com.au](http://www.volkswagen.com.au)  
 #Leather appointed seats has a combination of genuine and artificial leather, but are not wholly leather.  
 \*Safety technologies are not a substitute for a driver's responsibility for the vehicle.  
 -App-Connect is compatible for selected apps with the latest smartphone versions of iOS and Android, active data service, and connection cable (sold separately) MY23.5

# Passat Alltrack Model Range

162TSI	162TSI Premium
Wagon	Wagon
2.0L 162kW / 350Nm	2.0L 162kW / 350Nm
7 Speed DSG & 4MOTION	7 Speed DSG & 4MOTION
<ul style="list-style-type: none"> <li>• IQ.DRIVE: Travel Assist with Adaptive Lane Guidance, Front Assist with Pedestrian Monitoring, Lane Assist, Emergency Assist, Adaptive Cruise Control, Park Assist, Front and rear parking sensors &amp; Driver Fatigue Detection*</li> <li>• Rear view camera</li> <li>• LED Headlights, fog lights &amp; tail lights</li> <li>• 18" Kalamata alloy wheels in with matching full size alloy spare</li> <li>• Adaptive Chassis Control</li> <li>• 8" Discover Media navigation system with gesture control</li> <li>• Digital Radio DAB+</li> <li>• App-Connect including wired &amp; wireless Apple CarPlay and Android Auto-</li> <li>• Alltrack branded cloth trim</li> <li>• Air Care 3-zone climate control with "Touch" controls front and rear</li> <li>• Power adjustable lumbar support</li> </ul>	<ul style="list-style-type: none"> <li>• Area view 360° camera system</li> <li>• Ambient interior lighting with 30 selectable colours</li> <li>• Easy open &amp; close electric tailgate</li> <li>• Brushed aluminium inserts in dashboard and doors</li> <li>• Ventilated, heated and electric front seats with driver massage, easy entry and memory</li> <li>• 19" Albertville alloy wheels with full size matching alloy spare</li> <li>• Panoramic glass sunroof</li> <li>• IQ.LIGHT matrix LED headlights and Premium LED tail lights with dynamic indicators</li> <li>• 9.2" Discover Pro navigation system with gesture and voice control</li> <li>• Digital Cockpit Pro</li> <li>• Tinted rear windows</li> <li>• Anti-theft alarm system</li> <li>• Vienna leather appointed trim#</li> <li>• Harman Kardon premium sound system</li> <li>• Boot net</li> <li>• Window blinds for the rear side windows</li> <li>• Power folding mirrors with surround lighting and memory</li> </ul>
Optional Metallic or Pearl Effect paint	

For a comprehensive list of features and specifications, please refer to [www.volkswagen.com.au](http://www.volkswagen.com.au)  
 #Leather appointed seats has a combination of genuine and artificial leather, but are not wholly leather.  
 \*Safety technologies are not a substitute for a driver's responsibility for the vehicle.  
 -App-Connect is compatible for selected apps with the latest smartphone versions of iOS and Android, active data service, and connection cable (sold separately) MY23.5

# Passat

Volkswagen Group Australia Pty Ltd  
895 South Dowling Street, Zetland NSW 2017  
ABN 14 093 117 876

Printed in Australia  
January 2023

Publication: VWPPASMY23.5

Your Volkswagen Dealer.

**Important information**

Apple CarPlay® is a registered trade mark of Apple Inc. Android Auto™ is a registered trade mark of Google Inc. Bluetooth® is a registered trade mark of Bluetooth SIG Inc.

Volkswagen is distributed by Volkswagen Group Australia Pty Ltd (ABN 14 093 117 876) of 895 South Dowling Street, Zetland NSW 2017. Specifications are as planned at January 2023, for Model Year 2023.5 and are subject to change without notice or obligation. All information in this specification sheet is correct at the time of publication, however variations may occur from time to time and Volkswagen, in so far as it is permitted by law to do so, shall not be liable in any way as a result of any reliance by any person on anything contained in this brochure sheet. Authorised Volkswagen Dealers will provide up-to-date information on model application, design feature, prices, and availability on request.



# Passat Range Specifications Guide





Passat Alltrack 162TSI Premium model shown

## Safety and Security

	Wagon		Alltrack	
	162TSI Elegance	206TSI R-Line	162TSI	162TSI Premium
<b>Airbags</b>				
Driver and front passenger airbags	S	S	S	S
Driver's knee airbag	S	S	S	S
Driver and front passenger side airbags	S	S	S	S
Outer rear seat passenger side airbags	S	S	S	S
Curtain airbags, front and rear	S	S	S	S
<b>Body</b>				
Fully galvanised with 12 year anti-corrosion perforation warranty	S	S	S	S
Door side impact protection	S	S	S	S
Rigid safety cell with front and rear crumple zones	S	S	S	S
<b>Brakes</b>				
Automatic flashing brake lights activated in emergency braking situation	S	S	S	S
Anti-lock Braking System (ABS)	S	S	S	S
Electronic Brake-pressure Distribution (EBD)	S	S	S	S
Hill Start Assist	S	S	S	S
Hill Descent Control	—	—	S	S
Brake Assist	S	S	S	S
Electro-mechanical parking brake	S	S	S	S
Auto Hold function	S	S	S	S
Multi-collision brake	S	S	S	S
<b>Child restraints</b>				
Child seat top tether anchorage points (3)	S	S	S	S
ISOFIX child seat anchorage points, outer rear seats	S	S	S	S
<b>Head restraints</b>				
Front safety optimised head restraints, longitudinally and height adjustable	S	S	S	S
Rear head restraints height adjustable (3)	S	S	S	S
<b>Lighting</b>				
Daytime driving lights	S	S	S	S
LED front fog lights with static cornering function, mounted in lower bumper	S	S	S	S
LED rear licence plate light	S	S	S	S
Rear tail lights, LED	—	—	S	—
Premium rear tail lights in LED	S	S	—	S
Rear fog lamp	S	S	S	S
<b>Locking</b>				
Remote central locking	—	—	S	—
Remote central locking with SAFELOCK deadlock mechanism	S	S	—	S
2 stage unlocking (programmable)	S	S	S	S
Automatic locking after takeoff (programmable)	S	S	S	S
Keyless Access, keyless entry and starting system including starter button	S	S	S	S
One touch lock / unlock for driver	S	S	S	S
Child safety locks on rear doors	S	S	S	S
<b>Seat belts</b>				
Front height adjustable with pre-tensioners and belt force limiters	S	S	S	S
Outer rear seat belt pre-tensioners	S	S	S	S
Visual and acoustic warning for driver and front seat passenger seat belts not fastened	S	S	S	S
Visual indicator for rear seat passenger seat belt status	S	S	S	S
3 point seat belts for all passengers	S	S	S	S

## Safety and Security

	Wagon		Alltrack	
	162TSI Elegance	206TSI R-Line	162TSI	162TSI Premium
<b>Anti-theft</b>				
Alarm system with interior monitoring and tilt sensor	S	S	—	S
Electronic engine immobiliser	S	S	S	S
<b>Traction Control</b>				
Electronic Differential Lock (EDL)	S	S	S	S
Anti-Slip Regulation (ASR)	S	S	S	S
Electronic Stabilisation Program (ESP)	S	S	S	S
Extended Electronic Differential Lock (XDL)	S	S	S	S

## Exterior Equipment & Styling

	Wagon		Alltrack	
	162TSI Elegance	206TSI R-Line	162TSI	162TSI Premium
<b>Body enhancements</b>				
Body coloured bumper bars, door handles and exterior mirrors	S	S	S	S
Silver painted mirror caps	—	—	S	S
Chrome radiator grille highlights	S	S	S	S
Chrome trim around side window frames	S	S	S	S
Chrome lower body side, front and rear bumper mouldings	S	S	S	S
Front bumper lower air intake with centre chrome highlight	S	S	—	—
Front bumper lower air intake with centre stainless steel look plate	—	—	S	S
Front underbody protection	—	—	S	S
Rear bumper with single chrome exhaust trims left and right	S	—	—	S
R-Line badge in radiator grille	P	S	—	—
R-Line front bumper with front spoiler and large lower air intake	P	S	—	—
R-Line side sill extensions	P	S	—	—
R-Line rear bumper with dual chrome exhaust trims left and right	P	S	—	—
Rear roof spoiler with black aerodynamic extensions	P	S	—	—
<b>Paint</b>				
Metallic, Premium Metallic or Pearl Effect paint finish	O	O	O	O
<b>Roof</b>				
Roof rails, matte chrome	S	S	S	S
Panoramic glass sunroof, electrically slide and tilt adjustable front half section with electrically operated (perforated) sunblind and integrated wind deflector	S	S	—	S
<b>Tinted Glass</b>				
Heat insulating tinted glass	S	S	S	S
Dark tinted rear side window and rear window glass, 65% light absorbing	P	S	—	S
<b>Wheels</b>				
Alloy wheels (Liverpool) 18 x 8J with 235/45 R18 AirStop® tyres	S	—	—	—
Alloy wheels (Monterey) 18 x 8J with 235/45 R18 AirStop® tyres	P	—	—	—
Alloy wheels (Pretoria) in matte graphite finish 19 x 8J with 235/40 R19 AirStop® tyres	—	S	—	—
Alloy wheels (Kalamata) 18 x 8J with 245/45 R18 AirStop® tyres	—	—	S	—
Alloy wheels (Albertville) 19 x 8J with 245/40 R19 AirStop® tyres	—	—	—	S
Anti-theft wheel bolts	S	S	S	S
Full size alloy spare wheel	S	S	S	S
Low tyre pressure indicator	S	S	S	S



Passat Alltrack 162TSI Premium model shown



Passat Wagon 206TSI R-Line

## Comfort & Convenience

	Wagon		Alltrack	
	162TSI Elegance	206TSI R-Line	162TSI	162TSI Premium
<b>Armrest</b>				
Front centre armrest with storage box and 2 rear air outlets	S	S	S	S
Rear seat centre armrest with cup holders	S	S	S	S
<b>Air conditioning</b>				
3 Zone Air Care automatic climate control (3 modes)	S	S	S	S
Air quality and humidity sensor	S	S	S	S
Air cleaning function and allergen filter	S	S	S	S
"Touch" climate controls front and rear	S	S	S	S
<b>Cup holders</b>				
Front (2) with cover	S	S	S	S
Rear (3) in rear centre armrest	S	S	S	S
Bottle holders in front door pockets	S	S	S	S
<b>Driver assistance systems*</b>				
Driving profile selection	S	S	S	S
Adaptive Chassis Control	S	S	S	S
Rear View Camera (RVC Plus) with multi-angle views and dynamic guidance lines	S	S	S	S
Area view surround view camera	S	S	—	S
<b>IQ.DRIVE:</b>				
- Driver Fatigue Detection system				
- Emergency Assist				
- Front Assist with Pedestrian Detection				
- Manoeuvre braking, front & rear				
- Park Assist, parking bay and parallel parking assistance	S	S	S	S
- Parking distance sensors, front and rear with acoustic warning and audio volume level reduction when sensor warning is activated				
- Speed limiter (programmable)				
- Travel Assist, combining Adaptive Cruise Control with Adaptive Lane Guidance for semi autonomous driving at low and high speeds				
Safety technologies are not a substitute for the driver's responsibility of the vehicle				
<b>Floor mats</b>				
Front and rear, carpet	S	—	S	S
Carpet mats, front and rear with decorative stitching	P	S	—	—
<b>Grab handles</b>				
Soft fold away grab handles (4)	S	S	S	S
<b>Headlights</b>				
LED headlights for high and low beam	—	—	S	—
IQ. Light Matrix LED headlights for high and low beam with dynamic light assist, dynamic cornering lights, integrated LED daytime driving lights, automatic self-levelling, headlight cleaning system and low washer fluid warning	S	S	—	S
Coming / leaving home function	S	S	S	S
LED Daytime driving lights	S	S	S	S
Low light sensor with automatic headlight function	S	S	S	S

\* Safety technologies are designed to assist the driver, but should not be used as a substitute for safe driving practices.  
 -App-Connect featuring wireless Apple CarPlay® and wireless Android Auto™ is compatible with the latest versions of iOS and Android, active data service required, optional connection cable (sold separately).

S Standard O Optional Extra P Available as part of an optional package — Not available

## Comfort & Convenience

	Wagon		Alltrack	
	162TSI Elegance	206TSI R-Line	162TSI	162TSI Premium
<b>In car entertainment and technology</b>				
<b>Discover Media audio and satellite navigation system</b>				
8.0" colour capacitive touch screen display with smartphone style HMI and proximity sensor, DAB+, AM/FM radio, 2D and 3D (bird's eye) map views, car menu with convenience and service settings, security coded	—	—	S	—
<b>Discover Pro audio and satellite navigation system</b>				
9.2" colour touch screen display with smartphone style HMI, configurable home screen and proximity sensor, Gesture Control, Voice Control, DAB+, AM/FM radio, 2D and 3D (bird's eye) map views, car menu with convenience and service settings, security coded	S	S	—	S
Harman Kardon premium sound system, 10 speaker sound system with 700 W total power output and a digital 16-channel amplifier	S	S	—	S
App-Connect- USB-C interface for Apple CarPlay® and Android Auto™ in centre console	S	S	S	S
Wireless- Apple CarPlay® and Android Auto™	S	S	S	S
Audio, telephone, cruise control and Multi-Function Display controls mounted on steering wheel	S	S	S	S
Bluetooth® phone connectivity with contacts display, operation via touch screen audio unit or Multi-Function Display and Bluetooth® audio streaming	S	S	S	S
Speakers, front and rear (8)	S	S	S	S
USB-C ports (2) in front centre console, Apple® compatible & 1 in the rear for charging	S	S	S	S
<b>Instrumentation</b>				
Digital Cockpit, high resolution 10.25" digital instrument colour display screen with customisable displays	S	S	—	S
Multi-Function Display (MFD Premium) multi-colour display – driving time, trip length, average and current speed, average and current fuel consumption, distance till empty, speed warning function, vehicle status, audio, telephone, navigation and convenience menus	—	—	S	—
Comfort indicator function (1 x touch = 3 x flash)	S	S	S	S
<b>Interior highlights</b>				
Dayton Brush® aluminium decorative inserts in dashboard, centre console and doors	S	—	—	S
'Silver Rise' aluminium decorative inserts in dashboard, centre console and doors	P	S	—	—
'Tracks' decorative inserts in dashboard, centre console and doors	—	—	S	—
Chrome highlights to mirror adjustment and power window switches	S	S	—	S
Leather covered steering wheel and gearshift knob	S	S	S	S
Matte chrome trim on gearshift lever surround	—	—	S	—
Piano Black trim on gearshift lever surround	S	S	—	S
Black headlining and pillar trim	P	S	—	—
Aluminium finish front and rear door scuff plates	P	S	S	S
Aluminium finish accelerator and brake pedals	P	S	S	S

## Comfort & Convenience

	Wagon		Alltrack	
	162TSI Elegance	206TSI R-Line	162TSI	162TSI Premium
<b>Interior Lighting</b>				
With time delay, front and rear	S	S	S	S
Reading lights, front and rear	S	S	S	S
LED ambient lighting in driver and front passenger foot well, front and rear door decorative inlays, door openers and handles	S	S	—	—
LED ambient lighting in front and rear door decorative inlays, customisable in 30 different colours	—	S	—	S
<b>Luggage compartment</b>				
Automatic opening and closing of the tailgate with Easy Open and Close functions	—	S	—	S
Load restraining hooks	S	S	S	S
Luggage compartment light	S	S	S	S
Extendable net partition, rear seat backrest to roof lining	S	S	S	S
Extendable luggage cover with (2 stage) opening	S	S	S	S
Shopping bag hooks	S	S	S	S
Storage boxes in side lining	S	S	S	S
12 volt socket	S	S	S	S
<b>Mirrors</b>				
Automatic dimming interior rear-view mirror	S	S	S	S
Electrically heated and adjustable exterior mirrors	S	S	S	S
Turn indicators with LED technology integrated in exterior mirrors	S	S	S	S
Remote electrically foldable door mirrors, door mirror puddle lights and reverse activated kerb-view adjustment on passenger's door mirror	S	S	—	S
Mirror memory in conjunction with seat memory function	S	S	—	S
<b>Power steering</b>				
Electro-mechanical, vehicle speed and steering input sensitive	S	S	S	S
Progressive steering	P	S	—	—
<b>Seating</b>				
Comfort sport front seats with manual height adjustment, seat cushion tilt and depth adjustment. Driver with electric backrest and lumbar support adjustment.	—	—	S	—
Comfort sport front seats with electric 14-way adjustment with driver's massage, electric lumbar support, Easy Entry/Easy Exit and memory function	S	S	—	S
Heated front seats	S	S	—	S
Ventilated front seats	S	—	—	S
Seat ventilation is deleted when the optional R-Line package is selected	S	—	—	S
Split and flat folding (40/20/40) rear seat and backrest with remote release	S	S	S	S
<b>Steering Wheel</b>				
3 spoke leather covered steering wheel	S	—	S	S
3 spoke leather covered flat bottomed sports steering wheel with brushed aluminium inserts and R-Line badge	P	S	—	—
Steering wheel mounted gearshift paddles	S	S	S	S
Audio, IQ,DRIVE and Multi-Function/Digital Cockpit controls	S	S	S	S
Height and reach adjustable steering wheel	S	S	S	S

## Comfort & Convenience

	Wagon		Alltrack	
	162TSI Elegance	206TSI R-Line	162TSI	162TSI Premium
<b>Storage</b>				
Centre console storage compartment	S	S	S	S
Chillable glove box with illumination	S	S	S	S
Coin tray and 12 volt socket in console	S	S	S	S
Driver's side dashboard compartment with lid	S	S	S	S
Door pockets, front and rear	S	S	S	S
Front seat backrest storage pockets	S	S	S	S
Compartment with lid in roof console	—	—	S	—
<b>Transmission</b>				
Gearshift recommendation indicator	S	S	S	S
4MOTION all-wheel drive	—	S	S	S
6 speed Direct Shift Gearbox (DSG) with sport mode and Tiptronic function	S	S	—	—
7 speed Direct Shift Gearbox (DSG) with sport mode and Tiptronic function	—	S	S	S
<b>Upholstery</b>				
"7 Summits" cloth seat upholstery	—	—	S	—
Vienna leather appointed seat upholstery <sup>#</sup>	—	—	—	S
Nappa leather appointed seat upholstery <sup>#</sup>	S	—	—	—
Sport front seats in Carbon Nappa leather appointed seat upholstery with R-Line logo and decorative stitching <sup>#</sup>	P	S	—	—
<sup>#</sup> Leather appointed seats has a combination of genuine and artificial leather, but are not wholly leather				
<b>Vanity Mirrors</b>				
Driver's and passenger's side vanity mirrors	S	S	S	S
Illuminated on driver's and passenger's side	S	S	S	S
<b>Wipers</b>				
2 speed wash/wipe windscreen wipers	S	S	S	S
Heated washer jets	S	S	—	S
Rain sensor	S	S	S	S
Rear window with wash/wipe and intermittent wipe	S	S	S	S
<b>Windows</b>				
Power front / rear, with roll-back function and one touch up-down	S	S	S	S
Window blinds in rear windows	S	S	—	S
Electric window blind for rear window (Sedan)	S	—	—	—
Remote operated convenience close and open feature	S	S	S	S
<b>12V Socket</b>				
Centre console	S	S	S	S
Rear seat area	S	S	S	S
Luggage compartment	S	S	S	S



Passat Wagon 206TSI R-Line

# Optional Package

	Wagon		Alltrack	
	162TSI Elegance	206TSI R-Line	162TSI	162TSI Premium

## R-Line Package

- Alloy wheels (Monterey) 18 x 8" with 235/45 R18 mobility tyres
- Aluminium finish accelerator and brake pedals
- Aluminium finish front and rear door scuff plates
- Black headlining and pillar trim
- Dark tinted rear side window and rear window glass, 65% light absorbing
- Decorative inlays, 'Piano Black' instrument surround, centre console
- Decorative aluminium inserts, 'Silver Rise' for dashboard and door trim panels
- 3 spoke leather covered flat bottomed sports steering wheel with brushed aluminium inserts and R-Line badge
- Steering wheel mounted gearshift paddles
- Progressive steering
- R-Line badge in radiator grille
- R-Line front bumper with front spoiler and large lower air intake
- R-Line side sill extensions
- R-Line rear bumper with dual chrome exhaust trims left and right
- Rear roof spoiler with black aerodynamic extensions
- Sports suspension, lowered approximately 15mm
- Sport front seats in Carbon Nappa leather appointed seat upholstery with R-Line logo and decorative stitching
- Carpet mats, front and rear with decorative stitching

#Leather appointed seats has a combination of genuine and artificial leather, but are not wholly leather  
Please note: Seat ventilation is not included in combination with the optional R-Line package

	0	—	—	—
--	---	---	---	---







# Passat Wagon - Colours and Upholstery



**Moonstone Grey**



**Deep Black Pearl Effect**



**Manganese Grey Metallic**



**Glacier White Metallic**



**Pyrite Silver Metallic**



**Aquamarine Blue Premium Metallic**



**Lapiz Blue Premium Metallic\***



**Passat Elegance - Titan Black Nappa**  
Leather appointed#



**R-Line Black Nappa (Optional on Elegance and standard on R-Line)**  
Leather appointed#

#Leather appointed seats have a combination of genuine and artificial leather, but are not wholly leather.

\*Available on Passat Wagon 206TSI R-Line.

Please note that Metallic, Pearl Effect and Premium Metallic paint are optional at extra cost. The print process does not allow for exact reproduction of the exterior or the upholstery colours. Please contact your Volkswagen Dealer for further information on colours and upholstery combinations.

# Passat Alltrack - Colours and Upholstery



**Moonstone Grey**



**Deep Black Pearl Effect**



**Glacier White Metallic**



**Pyrite Silver Metallic**



**Aquamarine Blue Premium Metallic**



**Manganese Grey Metallic**



**Passat Alltrack - Titan Black Cloth**



**Passat Alltrack Premium - Black Vienna Leather appointed<sup>#</sup>**

<sup>#</sup>Leather appointed seats have a combination of genuine and artificial leather, but are not wholly leather. Please note that Metallic, Pearl Effect and Premium Metallic paint are optional at extra cost. The print process does not allow for exact reproduction of the exterior or the upholstery colours. Please contact your Volkswagen Dealer for further information on colours and upholstery combinations.

# Technical Specifications

## Passat Wagon

	<b>162TSI Elegance</b> <b>2.0 litre TSI</b>
<b>Engine</b>	4 cylinder inline turbo petrol with engine Start/Stop system and brake energy recuperation*
Type	Front transverse
Installation	2.0 / 1984
Cubic capacity, litres/cc	82.5 / 92.8
Bore/stroke, mm	162 @ 4200-6000
Max power, kW @ rpm	350 @ 1500-4000
Max torque, Nm @ rpm	9.6:1
Compression ratio	Bosch Direct Injection and intake manifold injection.
Fuel system	Electronic
Ignition system	Three-way catalytic converter with Lambda control; Exhaust gas recirculation
Exhaust emission control	EU6
Emission level-	Premium unleaded 95 RON minimum
Fuel type (Recommended)	66
Fuel tank capacity, approx. litres	<b>6 Speed DSG</b>
<b>Transmission</b>	Front wheel drive
Driven wheels	
<b>Performance*</b>	
0 - 100km/h, seconds	TBC
<b>Fuel consumption**</b>	
Combined, L/100km	7.2
Urban, L/100km	8.9
Extra Urban, L/100km	6.2
CO <sub>2</sub> emission g/km~	165
<b>Running Gear</b>	
<b>Suspension</b>	
Front Axle	Independent, MacPherson struts with lower wishbones and coil springs & Anti-Roll Bar
Rear Axle	Independent, four-link with coil springs & Anti-Roll Bar
Steering	Electro-mechanical progressive power steering.
<b>Brake Systems</b>	Anti-lock Braking System (ABS) with Electronic Brake-pressure Distribution (EBD), Brake Assist and Electronic Stabilisation Program (ESP). Brake energy recuperation
<b>Brakes</b>	
Front	Ventilated discs
Rear	Discs
Turning Circle (m)	11.7
<b>Weights</b>	
Tare Mass kg's	1,640
<b>Towbar Capacity**^</b>	
Braked kg	2,000
Unbraked kg	750
Towbar load limit kg	90

	<b>206TSI R-Line</b> <b>2.0 litre TSI</b>
<b>Engine</b>	4 cylinder inline turbo petrol with engine Start/Stop system and brake energy recuperation*
Type	Front transverse
Installation	2.0 / 1984
Cubic capacity, litres/cc	82.5 / 92.8
Bore/stroke, mm	206 @ 5600-6500
Max power, kW @ rpm	350 @ 1700-5600
Max torque, Nm @ rpm	9.3:1
Compression ratio	Bosch Direct Injection and intake manifold injection.
Fuel system	Electronic
Ignition system	Three-way catalytic converter with Lambda control; Exhaust gas recirculation
Exhaust emission control	EU6
Emission level-	Premium unleaded 98 RON minimum
Fuel type (Recommended)	66
Fuel tank capacity, approx. litres	<b>6 Speed DSG</b>
<b>Transmission</b>	4MOTION
Driven wheels	
<b>Performance*</b>	
0 - 100km/h, seconds	TBC
<b>Fuel consumption**</b>	
Combined, L/100km	8.1
Urban, L/100km	9.9
Extra Urban, L/100km	7.1
CO <sub>2</sub> emission g/km~	186
<b>Running Gear</b>	
<b>Suspension</b>	
Front Axle	Independent, MacPherson struts with lower wishbones and coil springs & Anti-Roll Bar
Rear Axle	Independent, four-link with coil springs & Anti-Roll Bar
Steering	Electro-mechanical progressive power steering.
<b>Brake Systems</b>	Anti-lock Braking System (ABS) with Electronic Brake-pressure Distribution (EBD), Brake Assist and Electronic Stabilisation Program (ESP). Brake energy recuperation
<b>Brakes</b>	
Front	Ventilated discs
Rear	Ventilated Discs
Turning Circle (m)	11.7
<b>Weights</b>	
Tare Mass kg's	1,752
<b>Towbar Capacity**^</b>	
Braked kg	2,000
Unbraked kg	750
Towbar load limit kg	90

## Passat Alltrack

	<b>162TSI Alltrack &amp; 162TSI Alltrack Premium</b> <b>2.0 litre TSI</b>
<b>Engine</b>	4 cylinder inline turbo petrol with engine Start/Stop system and brake energy recuperation*
Type	Front transverse
Installation	2.0 / 1984
Cubic capacity, litres/cc	82.5 / 92.8
Bore/stroke, mm	162 @ 4200-6000
Max power, kW @ rpm	350 @ 1500-4000
Max torque, Nm @ rpm	9.6:1
Compression ratio	Bosch Direct Injection and intake manifold injection.
Fuel system	Electronic
Ignition system	Three-way catalytic converters with Lambda control; Exhaust gas recirculation
Exhaust emission control	EU6
Emission level-	Premium unleaded 95 RON minimum
Fuel type (Recommended)	66
Fuel tank capacity, approx. litres	<b>7 Speed DSG</b>
<b>Transmission</b>	4MOTION
Driven wheels	
<b>Performance*</b>	
0 - 100km/h, seconds	TBC
<b>Fuel consumption**</b>	
Combined, L/100km	8.1
Urban, L/100km	10.1
Extra Urban, L/100km	7.0
CO <sub>2</sub> emission g/km~	186
<b>Running Gear</b>	
<b>Suspension</b>	
Front Axle	Independent, MacPherson struts with lower wishbones and coil springs & Anti-Roll Bar
Rear Axle	Independent, four-link with coil springs & Anti-Roll Bar
Steering	Electro-mechanical progressive power steering.
<b>Brake Systems</b>	Anti-lock Braking System (ABS) with Electronic Brake-pressure Distribution (EBD), Brake Assist and Electronic Stabilisation Program (ESP). Brake energy recuperation
<b>Brakes</b>	
Front	Ventilated discs
Rear	Discs
Turning Circle (m)	11.7
<b>Weights</b>	
Tare Mass kg's	1,681
<b>Towbar Capacity**^</b>	
Braked kg	2,200
Unbraked kg	750
Towbar load limit kg	90

\*The Start/Stop system is designed to reduce fuel consumption and CO2 emissions. It achieves this by automatically switching off the engine while the vehicle is stationary and then starting it again automatically when the driver wants to drive off. There are certain operating conditions where the Start/Stop system is deactivated (e.g. during engine warm-up), please refer to the owner's manual for full operating information.

# Please note figures are sourced from overseas data where equipment levels by model variant may vary.

- Emission level according to European Regulation (EC) No. 715/2007 and Regulation (EC) No. 692/2008, UN ECE R83/06 and later amendments.

\*\* Fuel consumption figures according to Australian Design Rule (ADR) 81/02.

The driving style, road and traffic conditions, environmental influences, fitment of accessories and vehicle condition can in practice lead to consumption figures which may differ from those calculated with these standards.

# Technical Specifications

	Passat Wagon		Passat Alltrack
	162TSI Elegance	206TSI R-Line	162TSI & 162TSI Premium
<b>Exterior Dimensions</b>			
Overall length mm	4,780	4,780	4,788
Width mm	1,832	1,832	1,853
Height mm	1,500	1,504	1,529
Wheelbase mm	2,791	2,791	2,791
<b>Track mm**</b>			
Front	1,578	1,578	1,580
Rear	1,564	1,564	1,564
<b>Luggage Area Dimensions#</b>			
Volume			
Rear seat upright L	650	650	650
Rear seat folded L	1,780	1,780	1,780
Floor length			
Rear seat upright mm	1,172	1,172	1,172
Rear seat folded mm	2,018	2,018	2,018
Maximum width between wheel arches mm	1,005	1,005	1,005
Opening height mm	706	706	706
Opening width mm	1,032	1,032	1,032
Load height mm	890	890	890

# Please note figures are sourced from overseas data where equipment levels by model variant may vary.

\*Please note towbar capacities are applicable to the Genuine Volkswagen Accessory towbar. Volkswagen Group Australia does not endorse or will not be held liable for any claim, loss or damage arising from the use or fitment of electronic trailer brakes.

\*\*Track figures are based on vehicles fitted with 215/55 R17 wheels.



# Glossary

## Adaptive Cruise Control (ACC)

Adaptive Cruise Control (ACC) is an extension of the conventional cruise control system with advanced capabilities based on a radar sensor. When ACC is activated, the vehicle automatically brakes and accelerates to a speed and distance set by the driver.

If the Passat approaches a slower vehicle, the ACC brakes the car to the same speed and maintains the pre-selected distance. Even when a vehicle pulls into the same lane in front of you or slows, your vehicle is automatically decelerated to the pre-selected distance. If the vehicle ahead moves out of your lane, the Passat then accelerates up to the preset desired speed.

Deceleration of the vehicle may take place via intervention in the engine management system. If deceleration via engine torque is not sufficient, brake intervention takes place, braking the vehicle to a standstill if the traffic situation necessitates in vehicles equipped with a DSG transmission. ACC can be reactivated automatically by depressing the accelerator pedal. In vehicles fitted with a manual transmission, the system is automatically deactivated at speeds below 30 km/h and the driver is prompted to take charge by visual and acoustic signals.

Adaptive Cruise Control (ACC) cannot replace the driver's attentiveness. The driver is still legally responsible for the vehicle and must monitor the speed and distance in relation to other vehicles. The ACC system should not be used on winding roads or in adverse weather conditions such as heavy rain.

## Anti-lock Braking System (ABS)

When braking, wheel speed sensors measure the road wheel speed and should one or more wheels start to lock the ABS system reduces brake pressure to that wheel. This prevents the wheels from locking during heavy or emergency braking, enabling the vehicle to remain steerable.

## Anti-Slip Regulation (ASR)

ASR improves driving and steering characteristics by preventing the driven wheels from spinning under acceleration. When a difference in driving wheel speed is detected (i.e. when one wheel starts to spin due to differences in road surfaces, e.g. due to water or dirt) the system automatically reduces engine torque. ASR is a switchable traction control system.

## Auto Hold function

As soon as the vehicle comes to a complete stop, the ABS hydraulic unit stores the vehicles final braking pressure. So even when you take your foot off the brake pedal, all four wheels brakes remain applied, providing increased comfort in stationary traffic. This function is released automatically when you drive off again.

## Brake Assist

During emergency braking, Brake Assist aids the driver by increasing the brake pressure automatically to a level exceeding the locking limit. The ABS is thus quickly brought into the operating range, which enables maximum vehicle deceleration to be achieved.

## Direct Shift Gearbox (DSG)

DSG is a manual gearbox in which the gearshifts are controlled electronically. What makes the DSG unique is that it has 2 separate gear sets operated by 2 clutches.

The benefit of 2 gear sets and 2 clutches is that one gear set and clutch is engaged driving the vehicle with the second disengaged clutch having already pre-selected the next gear awaiting for power to be transferred. As the next gear has already been pre-selected prior to power being applied, the gear change only takes 3-4 100ths of a second. There is virtually no interruption to power, traction or acceleration.

The DSG also offers Tiptronic gear selection and sports mode.

\*Optional equipment on selected models

## Driving Profile Selection

Driving profile selection provides the driver with a wide-ranging choice of settings that can be made to the vehicle according to the driver's preferences. The driver has the option of choosing between the following driving profiles: Normal, Sport, Eco and Individual. The Normal profile offers a comfortable but dynamic driving style. Sport provides faster response of the accelerator pedal and steering while the DSG switches to Sport mode. Eco mode has been designed to enhance fuel efficiency by adapting engine performance, earlier gearshift points and consumption-optimised control of the air conditioning system. The Individual setting allows the driver to separately set various parameters including steering, engine, Adaptive Cruise Control (ACC) and air conditioning.

## Coasting Function

While driving, as the driver's foot is taken off the accelerator pedal the engine is declutched, allowing the vehicle to coast and roll over a longer distance. The momentum of the vehicle is used to save fuel with a foresighted driving style. When the brake, accelerator pedal or the gear selector lever is operated, the clutch is re-engaged and engine braking / drive takes effect. Coasting Function can be selected or deselected via the multifunction display settings. The gear selector lever is required to be in the D position to be functional.

## Electronic Brake-pressure Distribution (EBD)

Electronic, more sophisticated means of regulating the ratio of front/rear brake pressure. Settings are varied according to driving and load conditions to ensure each wheel is braked to the optimum extent.

## Electronic Differential Lock (EDL)

EDL improves driving and steering characteristics when accelerating on road surfaces where each wheel has a different degree of traction. The system operates automatically and is combined with the ABS system. Using the ABS wheel sensors, EDL monitors the speed of the individual driving wheels. When a difference in driving wheel speed is detected (i.e. when one wheel starts to spin due to differences in road surfaces, e.g. due to water or dirt) the system brakes the spinning wheel, transferring engine power to the wheel with the best traction.

# Glossary

## Electronic Stabilisation Program (ESP)

ABS and ASR traction control systems are integrated into the Electronic Stabilisation Program (ESP). In short, ESP helps ensure that the vehicle goes where you steer it even in extreme driving conditions. The ESP system constantly compares the actual movement of the vehicle with pre-determined values and should a situation arise where the vehicle starts to skid, ESP will apply the brakes to individual wheels and automatically adjust the engine's power output to correct the problem. ESP prevents the vehicle from losing control when trying to avoid an accident, for example. It also reduces the effects of understeer or oversteer.

## Emergency Assist

Emergency Assist monitors the driving characteristics and recognises, within the limits of the system, if the driver suddenly becomes incapable of driving (due to the vehicle not being controlled).

Emergency Assist detects a lack of activity on the part of the driver and issues repeated visual and acoustic warnings and initiates a quick jolt of the brakes to request the driver to take control of the vehicle.

If the driver remains inactive, the system automatically controls acceleration, braking and steering to slow the vehicle down and keep it in the lane. If there is sufficient stopping distance, the system decelerates the vehicle to a complete stop and switches on the electronic parking brake automatically.

When Emergency Assist is actively controlling the vehicle, the hazard warning lights are switched on and the vehicle performs a slight snaking motion within its lane to warn other road users. Ideally this will prevent a collision, or at least reduce its severity.

Emergency Assist cannot replace the driver's attentiveness. The driver is still legally responsible for the vehicle and must monitor the speed and distance in relation to other vehicles. Emergency Assist utilises both the Adaptive Cruise Control (ACC) and Lane Assist driver assistance systems. The ACC system should not be used on winding roads or in adverse weather conditions such as heavy rain. The system will not work if there are no recognisable lane markings. The camera vision can be reduced by rain, snow, heavy spray or oncoming lights. This and vehicles in front of you can lead to the lane markings not being recognised by the Lane Assist system.

## Extended Electronic Differential Lock (XDL)

XDL is an extension of the Electronic Differential Lock (EDL) function. When cornering, XDL responds to the load relief at the front wheel on the inside of a corner. The ESP hydraulics are used for the XDL to apply pressure to the wheel on the inside of the corner in order to prevent wheel spin. This improves traction and reduces the tendency to understeer. As a direct result of the one-sided and precise braking pressure, cornering is sportier and more accurate.

## Driver Fatigue Detection

The driver Fatigue Detection system automatically analyses the driving characteristics and if they indicate possible fatigue, recommends that the driver takes a break. The system continually evaluates steering wheel movements along with other signals in the vehicle on motorways and others roads at speeds in excess of 65 km/h, and calculates a fatigue estimate.

If fatigue is detected, the driver is warned by information in the Multi-function Display and an acoustic signal. The warning is repeated after 15 minutes if the driver has not taken a break.

Driver Fatigue Detection cannot replace the driver's attentiveness. The driver is still legally responsible for the vehicle and therefore determining whether or not they are fit to drive. A driving time of 15 minutes is required in order to assess the driver correctly. The functionality of the system is restricted given a sporty driving style, winding roads and poor road surfaces.

## Front Assist with Pedestrian Monitoring functions

The Front Assist ambient traffic monitoring system uses a radar sensor to detect critical distance situations and thus help to shorten the braking distance, reducing the risk of a rear-end collision.

The traffic ahead is monitored constantly by the radar at the front. If a vehicle is detected ahead of you in the lane, the distance and the speed relative to it are calculated. If the gap is closing too fast, Front Assist initially warns the driver by means of an audible as well as a visual signal. At the same time, the brake pads are brought into contact with the brake discs and the sensitivity of the Brake Assist is increased. This primes the braking system for a possible emergency stop. Furthermore, an automatic jolt of the brakes warns the driver of the danger. If the driver also fails to react to the warning jolt, Front Assist brakes automatically, helping to avoid a collision or reduce the severity of the accident.

The City Emergency Brake (City EB) function is a radar based emergency braking system designed to help a driver avoid a low-speed crash or to reduce its severity. At vehicle speeds below 30km/h, City EB monitors the area ahead of the car for vehicles which might present a threat of collision. If a collision is likely, City Emergency Braking first pre-charges the brakes and makes the emergency Brake Assist system more sensitive: if the driver should notice the risk, the car is ready to respond more quickly to their braking action. However, if the driver still takes no action and a collision becomes imminent, City Emergency Braking independently applies the brakes very hard. If the driver intervenes to try to avoid the accident, either by accelerating hard or by steering, City EB will deactivate and allow the driver to complete the avoidance manoeuvre.

Pedestrian Monitoring is an extension of the Front Assist monitoring system featuring the City Emergency Brake. The system uses a radar sensor in the radiator grille to monitor the area in front of the vehicle and within the limits of the system, register certain situations, for example a pedestrian stepping onto the road suddenly. The system then gives an immediate acoustic and visual signal to warn the driver. If the driver does not brake, the system initiates a jolt of the brake as a warning about the critical situation, while at the same time preparing for hard braking. If the driver fails to react, the system automatically performs emergency braking, within system limits. Ideally this will prevent a collision, or at least reduce its severity.

Front Assist with City Emergency Brake (City EB) and Pedestrian Monitoring cannot replace the driver's attentiveness. The driver is still legally responsible for the vehicle and must monitor the speed and distance in relation to other vehicles.

## Manoeuvre braking

Manoeuvre braking assists the driver to avoid or reduce damage in a potential collision by initiating emergency braking. It supports the driver during forward and reverse manoeuvring in a speed range of a maximum 10 km/h. If the risk for an accident is recognised, emergency braking is initiated to minimise possible damage.

Manoeuvre braking cannot replace the driver's attentiveness. The driver is still legally responsible for the vehicle. The object must be detected by the sensors. If the driver notices a risk that pedestrians, other vehicles or objects could be damaged they need to react accordingly and stop the vehicle.

# Glossary

## Multi-collision brake

The multi-collision brake has been designed to provide effective assistance for the driver in the moments after an accident. Multi-collision brake triggers automatic controlled braking once an initial collision has been detected so as to reduce the intensity of further accidents after a collision and can help prevent follow-on collisions with oncoming traffic.

The triggering of the multi-collision brake is based on a collision being detected by the airbag sensors. The ESP control unit limits the deceleration of the vehicle by the multi-collision brake to a defined value and vehicle speed. The vehicle can still be controlled by the driver, even when automatic braking is taking place. The driver can interrupt the multi-collision braking at any time by accelerating or braking even more strongly.

## Lane Assist

Lane Assist is a lane departure warning system that is designed to help reduce the likelihood of the vehicle leaving the road or crossing into an oncoming lane and therefore the risk of accident as a result of driver distraction or a lapse in concentration.

The Lane Assist system monitors the road ahead with the aid of a camera (located near the interior rear-view mirror) which recognises lane markings and evaluates the position of the vehicle. If the vehicle starts to leave the lane, the Lane Assist system takes corrective steering action. If this is not sufficient the driver is warned about the situation by a steering vibration and is asked to take over the steering. Additionally, if no active steering movements by the driver are recognised for longer than approximately 8 seconds, a message will appear in the Multi-Function Display in conjunction with a warning tone. The corrective steering function can be overridden by the driver at any time and the system does not react if the turn indicator is set before crossing a lane marking.

When adaptive lane guidance is active with Travel Assist and the system detects both lane markings to the left and right of the vehicle, the function provides permanent assistance while the vehicle is in motion. The system adopts the preferred position within the lane in which the vehicle is travelling. For example, if the vehicle is being driven slightly off-centre in the lane, the system will learn to adopt the new position within a short period of time.

Lane Assist cannot replace the driver's attentiveness. The driver is still legally responsible for the vehicle and therefore staying in the lane at all times. The system will not work if there are no recognisable lane markings. The camera vision can be reduced by rain, snow, heavy spray or oncoming lights. This and vehicles in front of you can lead to the lane markings not being recognised by the Lane Assist system. The Lane Assist system does not activate at a vehicle speed of less than 65km/h.

## Park Assist

The third generation Park Assist system actively helps the driver when entering or reversing into 90° parking bays, as well as reversing into and driving out of parallel parking spaces. The system works by using sensors mounted either side of the front and rear bumpers together with parking distance sensors front and rear. To park, the driver simply presses the Park Assist button to select the type of parking manoeuvre and uses the appropriate indicator as the car slowly passes the potential parking space. Sensors scan the size of the parking space as the car is driven past and the driver is alerted if the parking space is big enough. If there is sufficient space, the driver stops the car, selects the correct gear and lets go of the steering wheel.

Park Assist will alert the driver of the intended path and subsequently the appearance of obstacles in the Multi-Function Display, within the driver's field of vision. Park Assist then actively supports the driver by taking over the steering control and parks the vehicle in the available space using the ideal course, if necessary with several moves. The driver can however take over the control of the steering at any time and end the automatic parking procedure.

Park Assist cannot replace the driver's attentiveness. The driver is still legally responsible for the vehicle. If the driver notices a risk that pedestrians, other vehicles or objects could be damaged or if they are uncertain of the risk, they will need to react accordingly and stop the vehicle, ending the function.

## Travel Assist

Travel Assist is an assistance system for partly automated driving. At the push of a button, Travel Assist can support the driver in monotonous and tiring driving situations commonly encountered on long motorway journeys. This system combines the functions of Adaptive Cruise Control (ACC), Lane Assist with adaptive lane guidance and Side Assist to accelerate, brake and maintain the vehicles position within its lane. The capacitive steering wheel can detect whether the driver's hands are on the steering wheel in readiness to steer the vehicle and will issue a visual and audible warning when not detected.

Travel Assist cannot replace the driver's attentiveness. The driver is still legally responsible for the vehicle and must monitor the speed and distance in relation to other vehicles. Travel Assist has been developed for use only on motorways. The ACC system should not be used on winding roads or in adverse weather conditions such as heavy rain. The system will not work if there are no recognisable lane markings. The camera vision can be reduced by rain, snow, heavy spray or oncoming lights. This and vehicles in front of you can lead to the lane markings not being recognised by the Lane Assist system.



# Passat Range

Volkswagen Group Australia Pty Ltd  
895 South Dowling Street, Zetland NSW 2017  
ABN 14 093 117 876

Printed in Australia  
January 2023

Publication: VWPPASMY23.5

Your Volkswagen dealer.

#### **Important Information**

Apple CarPlay® is a registered trade mark of Apple Inc. Android Auto™ is a registered trade mark of Google Inc. Bluetooth® is a registered trade mark of Bluetooth SIG Inc.

Volkswagen is distributed by Volkswagen Group Australia Pty Ltd, 24 Muir Road Chullora, NSW 2190. ABN 14 093 117 876. Specifications are as planned at January 2023, for Model Year 2023.5 and are subject to change without notice or obligation. All information in this specification sheet is correct at the time of publication, however variations may occur from time to time and Volkswagen, in so far as it is permitted by law to do so, shall not be liable in any way as a result of any reliance by any person on anything contained in this specification sheet. Authorised Volkswagen dealers will provide up-to-date information on model application, design feature, prices and availability on request.