

# eDELIVER 7

VAN



## SPECIFICATIONS SHEET

LDV is a division of SAIC Motor, which is a Fortune Global 500 company and the 84th largest company in the world<sup>1</sup>. SAIC Motor sells over 5 million vehicles annually and has joint ventures with Volkswagen and General Motors. In 2009 SAIC Motor acquired the commercial vehicles division of British Motor Corporation which included LDV.

1. 2023 Fortune Global 500.



# LDV eDELIVER 7 VAN – TECHNICAL SPECIFICATIONS

## LDV eDELIVER 7 VAN

SWB LOW ROOF	LWB LOW ROOF	LWB LOW ROOF	LWB HIGH ROOF
77KWH	77KWH	88KWH	88KWH

### Engine

Type	Permanent Magnet Synchronous Motor		
Drive	Front Wheel Drive		
Maximum Power	150		
Maximum Torque	330		
Maximum Speed	Eco mode – 90km/h/Normal & Power mode – 120km/h		
Modes	Normal, Eco, Power		

### Battery

Capacity, installed	77kWh		88kWh	
Maximum Range (km) (WLTP) <sup>2</sup>	318	310	362	328

### On Board AC Charger

Type	Type 2		
Maximum Charging Capacity (kW)	11		
Standard Charging Time (5-100%) – Single Phase (hours) (6.6kW) <sup>3</sup>	12.2hrs (approx.)		15hrs (approx.)
Charging Time (5-100%) – Three Phase (hours) (11kW) <sup>3</sup>	8hrs (approx.)		9.3hrs (approx.)

### On Board DC Charger

Charging Capacity (kW)	78kW		90kW
Standard Charging Time (20-80%) <sup>3</sup>	43 min (approx.)		

### Disclaimers:


2. Range figure is based on WLTP (Worldwide Harmonized Light Vehicle Test Procedure) static laboratory combined average city and highway cycle test. Figures stated for the purposes of comparison amongst vehicles tested to the same technical procedures only. Actual real world driving results will vary depending on a combination of driving style, type of journey, vehicle configuration, battery age and condition, use of vehicle features (such as heating and air conditioning), as well as operating, environmental and climate conditions. The rated range displayed on the Energy Consumption label affixed to the car is calculated according to the ADR 81/02 NEDC based standard as defined by UNECE R101/01 (rather than the WLTP), so the range displayed on the label is different to that shown here.

SWB LOW ROOF	LWB LOW ROOF	LWB LOW ROOF	LWB HIGH ROOF
77KWH	77KWH	88KWH	88KWH


### Steering & Handling

Steering	Electric Power Steering		
Turning Diameter (kerb to kerb, metres)	12.1	13.4	
Front/Rear Suspension	Macpherson Independent/Leaf Spring		
Front/Rear Brakes	Disc/Disc		
Tyres	215/65R16C		215/75R16C
Wheels	Steel		
Spare Wheel	Full size – Steel		

### Exterior Colour



### Interior Colour



Short Wheelbase Low Roof



Long Wheelbase Low Roof



Long Wheelbase High Roof

3. Charging times may vary based on factors including but not limited to charger type and condition, battery temperature, electricity supply, auxiliary consumables (e.g. air-conditioning) and environmental conditions. The time taken for successive rapid charging can take longer if the battery temperature activates the battery safeguarding technology. Please note that using a portable Mode 2 Charger from a regular 3-pin wall socket will not charge your electric vehicle battery at temperatures less than approximately 8 degrees Celsius or higher than approximately 30 degrees Celsius.

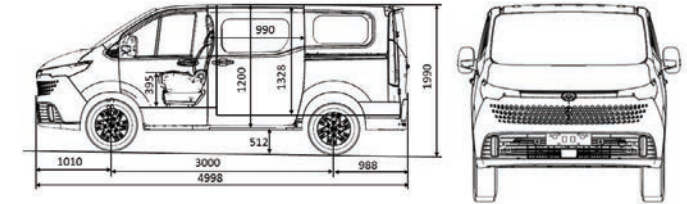
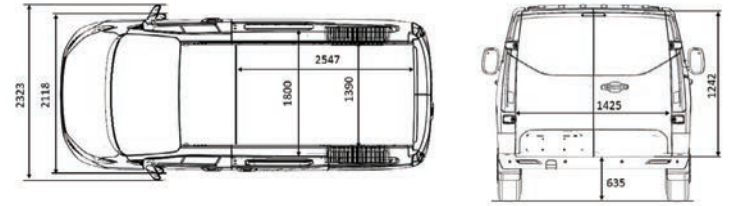
## LDV eDELIVER 7 VAN

	SWB LOW ROOF	LWB LOW ROOF	LWB LOW ROOF	LWB HIGH ROOF
	77KWH	77KWH	88KWH	88KWH

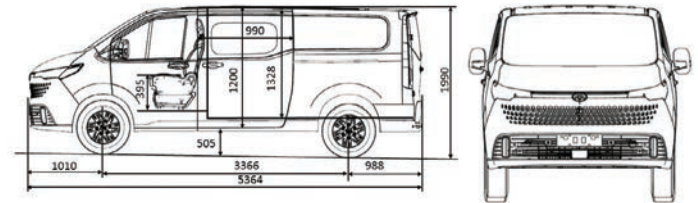
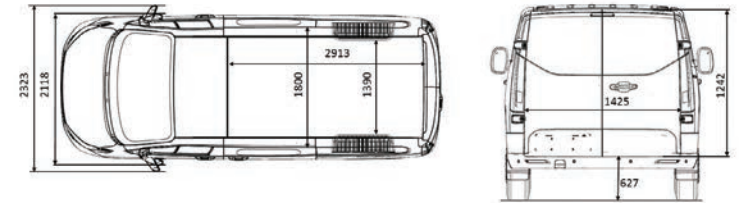
### Dimensions

Cargo Volume (m <sup>3</sup> )	5.9	6.7	8.7	
Length (mm)	4998	5364		
Width – Including Mirrors (mm)	2323			
Width – Excluding Mirrors (mm)	2118			
Height (mm)	1990			2390
Wheel base (mm)	3000	3366		
Ground Clearance (mm)	150	147	167	
Cargo area length (mm)	2547	2913		
Cargo area width (mm)	1800			
Cargo area height (mm)	1328			1693
Width between wheel arches (mm)	1390			
Rear door opening width (mm)	1425			
Rear door opening height (mm)	1242			1494
Side door opening width (mm)	990			
Side door opening height (mm)	1200			
Front axle capacity (kg)	1830			
Rear axle capacity (kg)	2050			
GTW (kg) <sup>5</sup>	4250			
GVW (kg) <sup>5</sup>	3650			
CVW (kg) <sup>5</sup>	2300	2365	2445	2475
Payload (kg) <sup>5</sup>	1350	1285	1205	1175
Braked towing capacity (kg)	1500			
Unbraked towing capacity (kg)	750			

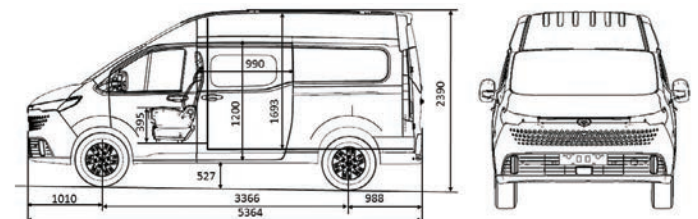
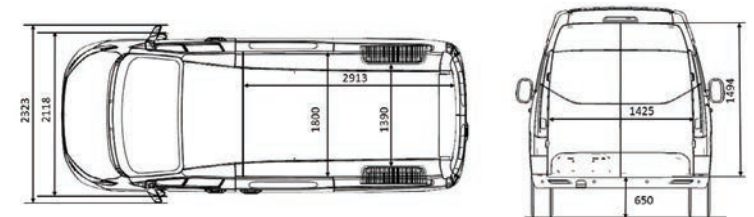
### Short Wheelbase Low Roof



### Long Wheelbase Low Roof



### Long Wheelbase High Roof



# LDV eDELIVER 7 VAN – STANDARD EQUIPMENT

## LDV eDELIVER 7 VAN

SWB LOW ROOF	LWB LOW ROOF	LWB LOW ROOF	LWB HIGH ROOF
77KWH	77KWH	88KWH	88KWH

### Safety, Security and Driver Assistance<sup>4</sup>

Airbags (6) – Driver and front passenger airbags (2), side airbags (2), curtain airbags (2)	✓
Autonomous Emergency Braking (AEB)	✓
Adaptive Cruise Control (ACC) with Stop & Go	✓
Blind Spot Monitoring	✓
Front Collision Warning (FCW)	✓
Lane Departure Warning (LDW)	✓
Lane Keep Assist (LKA)	✓
Emergency Lane Keep Assist (ELKA)	✓
Lane Change Assist (LCA)	✓
Rear Cross Traffic Alert (RCTA)	✓
Door Opening Warning (DOW)	✓
Speed Limit Sign Identification	✓
Intelligent Headlight Control	✓
Fatigue Reminder	✓
Anti-Lock Braking System (ABS)	✓
Electronic Brake Assist (EBA)	✓
Electronic Brake-force Distribution (EBD)	✓
Electronic Stability Program (ESP)	✓
Hill Hold Control (HHC)	✓
Roll Movement Intervention (RMI)	✓
Traction Control System (TCS)	✓
Vehicle Dynamics Control (VDC)	✓

SWB LOW ROOF	LWB LOW ROOF	LWB LOW ROOF	LWB HIGH ROOF
77KWH	77KWH	88KWH	88KWH

Front and Rear Parking Sensors	✓
Reverse Camera	✓
Tyre Pressure Monitoring System (TPMS)	✓
Adjustable Overspeed Alarm	✓

### Cargo Area

Rear Barn Doors with Two Stage Opening – 90°/180°	✓
Single Sliding Side Door	✓
Tie-down Points x 6	✓
Cargo Flooring – Rubber	✓
LED Illuminated Rear Cargo Lighting	✓

### Exterior

LED Headlights with Daytime Running Lights	✓
Side Mirrors – Heated	✓
LED Rear Taillights	✓
Door Handle – Body Colour	✓
Rear High Mounted LED Stop Lamp	✓
Front Fog Lamps	✓
Rear Fog Lamps	✓

## LDV eDELIVER 7 VAN

SWB LOW ROOF	LWB LOW ROOF	LWB LOW ROOF	LWB HIGH ROOF
77KWH	77KWH	88KWH	88KWH

### Comfort & Convenience

Air Conditioning	✓
Power Windows – Front	✓
Keyless Entry and Start with Proximity Smart Key	✓
Electronic Park Brake	✓
Rain Sensing Auto Wipers	✓
Dusk Sensing Auto Lights	✓
Leatherette Multifunction Steering Wheel with Heating Function	✓
Steering Wheel – Height adjustable	✓
Column Shift Gear Lever	✓
Rear View Mirror – Anti-glare Manual	✓
Cup Holders x 4	✓
12V Power Outlet x 1	✓
Driver's Seat – Height adjustable with manual slide, recline, lumbar support with driver's armrest	✓
Front Two (2) Seat Passenger Bench with folding console	✓
Heated Seats – Front outboard seats only	✓
Upholstery – Black Cloth Trim	✓
Heated Rear Window	✓

### Charging Equipment

1 x Type 2, 11kW AC charging cable	✓
------------------------------------	---

SWB LOW ROOF	LWB LOW ROOF	LWB LOW ROOF	LWB HIGH ROOF
77KWH	77KWH	88KWH	88KWH

### Audio & Communication

12.3" Touch Screen Infotainment Display with DAB Radio & Bluetooth	✓
4.2" LCD instrument cluster	✓
Apple CarPlay®	✓
Android Auto®	✓
4 Speaker Sound System	✓
USB Port x 2	✓

### Capped Priced Servicing<sup>6</sup>

Capped Price Servicing <sup>6</sup>	✓
-------------------------------------	---

### Warranty<sup>7</sup>

New Vehicle Warranty – 5 year/160,000km (whichever occurs first) <sup>7</sup>	✓
Roadside Assist – 5 Year/Unlimited km (whichever occurs first) <sup>7</sup>	✓
Battery Warranty – 8 year/250,000km (whichever occurs first) <sup>7</sup>	✓

### Disclaimers:

- Safety technologies operate within system parameters and may not operate, or may not operate optimally, under certain conditions. Safety technologies are not a substitute for the driver's control over the vehicle. The driver remains responsible for the vehicle.
- Payload and tare weight figures are based on vehicle certification. It is the driver's responsibility to ensure: weight of fully loaded vehicles do not exceed GVM; front and rear axle load limits are not individually exceeded; the combined weight of the fully loaded vehicle (including tow ball download when towing) and trailer does not exceed the GCM; compliance to State and Territory towing regulations. Payload is the combined value of occupants, luggage, cargo, added options, accessories and tow ball download (when towing). Tare weight includes the vehicle with a full tank of fuel and all standard equipment excluding occupants. Additional weights of optional features, occupants, luggage, cargo, accessories and tow ball download (when towing) must be taken into account when calculating payload and tare weight. When a genuine tow bar and wiring are fitted, blind spot monitoring will be disabled.
- Terms, conditions and exclusions apply. The Capped Price Servicing Program is available to retail customers and fleet and business customers nominated by LDV Automotive. Rental, government and motorhome purchases are excluded. For full terms, conditions and exclusions please see [ldvautomotive.com.au](http://ldvautomotive.com.au). LDV Automotive reserves the right to at any time modify or discontinue the Capped Price Servicing program.
- Subject to terms, conditions and exclusions on [ldvautomotive.com.au](http://ldvautomotive.com.au)

All information in this document is correct at time of publication however variations may occur from time to time and Ateco Automotive Pty Ltd insofar as is permitted by law to do so, shall not be liable in any way as a result of any reliance by any person on anything contained in this document.



Find your nearest dealer at [ldvautomotive.com.au](https://ldvautomotive.com.au)  
to arrange a quote or book a test-drive.

Ateco Automotive Pty Ltd ABN 34 000 486 706

All the information in this document is correct at time of publication however variations may occur from time to time and Ateco Automotive Pty Ltd insofar as is permitted by law to do so shall not be liable in any way as a result of any reliance by any person on anything contained in this document.



**LDV**

[ldvautomotive.com.au](https://ldvautomotive.com.au)

Ateco Automotive ABN 34 000 486 706

February 2024 / 13922 / LDV0282