

T60

MAX



GUTS, GRUNT AND GOOD LOOKS



The T60 MAX 4x4 Diesel dual cab ute has the power, strength and features to get you from the worksite to the weekend without breaking a sweat. With 160kW of power and 500Nm of torque from the incredible Bi-Turbo Diesel Euro V Engine, the T60 MAX has one of the most powerful engines in its class. And a sporty redesign shines through all the mud, dirt and debris you can throw at it.

Available in a 6-speed manual or an optional 8-speed ZF auto, there's also the reassurance of a 7 Year/200,00km warranty (whichever occurs first) and 5-star ANCAP safety rating (2017), giving you and your crew peace of mind. And with the option of heavy-duty suspension in the T60 MAX Pro or comfort suspension in T60 MAX Luxe, it's easy to find a ride that can back up day after day.

MAX POWER, MAX PERFORMANCE

The T60 MAX has the muscle you need to carry your team, tools and load wherever the road takes you. No questions. Packed with the power to perform, the T60 MAX includes:

- > An impressive Bi-Turbo Diesel Euro V Engine
- > 160kW of power and 500Nm of torque
- > A 3-tonne braked towing capacity
- > ZF auto 8-speed transmission with Paddle Shifts (optional)
- > Cruise control for an easy ride
- > Advanced electronically controlled Bosch high pressure common rail direct fuel injection system
- > High- and low-pressure EGR for great fuel economy and low emissions



WEEKEND WARRIOR READY



You'll be ready for off-road action with the T60 MAX's 4WD capabilities.

Complete with an intelligent real-time Torque on Demand system from BorgWarner, you can take the guesswork out of off-road conditions with maximum traction kicking in automatically, when you need it. You'll have the ability to switch on the fly between 2WD high and 4WD high, backed even further by rear on demand differential lock (Luxe only) for added traction.

And with its impressive approach and departure angles, minimal overhangs and useful ground clearance, the T60 MAX can help you take on the weekend.



STACKED WITH FEATURES



Dependent on trim level and model, your experience is your choice:

All Models:

- > Climate Control Air Conditioning
- > 6 Airbags
- > Cruise Control
- > Optional 8-Speed ZF Automatic Transmission
- > Spray-In Tub Liner
- > 10.25" Touch-Screen Entertainment System
- > Smart Phone Connectivity and Apple CarPlay®
- > Reversing Camera
- > 3-Tonne Braked Towing Capacity
- > Tyre Pressure Monitoring System (TPMS)
- > Daytime running lights – LED
- > 7-year/200,000-km³ Warranty (whichever occurs first)

T60 MAX Luxe & T60 MAX Mega Tub only:

- > Rear On-Demand Differential Lock²
- > 360° Panoramic Camera
- > Lane Departure Warning
- > Keyless Entry and Start
- > Leather Trim Seats¹
- > 19" Black Alloy Wheels with Black Wheel Arches
- > Black Sailplane
- > Black Roof Rails
- > Black Side Steps

T60 MAX Pro only:

- > Heavy-Duty Front and Rear Suspension
- > Stainless Steel Sports Bar
- > Chrome Roof Rails

1. Leather accented features and upholstery contain some synthetic materials.
 2. Self engages when required under 30km/h.
 3. Whichever occurs first. Subject to terms and conditions on ldvautomotive.com.au



The T60 MAX Mega Tub brings even more space for big weekends. Based on the Luxe grade, it boasts the same impressive 160kW bi-turbo diesel engine, standard ZF 8 speed auto with paddle shifts, 3-tonne towing capacity and one of the longest tubs in its class. And with bold 19" black alloys, black roof rails, sailplane, and side steps, the T60 MAX Mega Tub is big on presence too.

A LONGER TUB

The T60 MAX Mega Tub has a maximum tub length of 1800mm (top of box), meaning bikes can stand upright and a typical 6ft tradie ladder fits in the back

And with a spray-in tub liner, integrated step and four tie down points, the Mega Tub's extra tub space really delivers.

MORE SPACE WITH MEGA TUB





COMMAND ATTENTION



The T60 MAX will get noticed for all the right reasons. The large grille leads from the front, muscular arches frame high-performance alloy wheels, while the tailgate with LED taillights leave those behind no doubt what they're following. On the Luxe, upgrades include 19" black alloys, black wheel arches, black sailplane and black roof rails for a rugged yet stylish look. And with a spray-in tub liner keeping the bed protected from wear and tear as well as four tie down points, you can chuck it all back in at the end of the day without fear.

If you're looking for some extra features, the T60 MAX Luxe also includes a black front grille, rear on-demand differential lock, 360 degree panoramic camera and leather trim seats¹ – the front row with heating and 6-way electronic adjustment.

1. Leather accented features and upholstery contain some synthetic materials.



Just because the T60 MAX is built to take on the tough stuff doesn't mean you're in for a rough ride.

You'll also be set for all seasons, with climate control air conditioning to cool you down after a hot, dusty day on site and warm you up for those early winter mornings. For even more warmth, the Luxe model has heated front seats. Long, tough days and drives are made easier with cruise control, and the multifunctional steering wheel and paddle shifts (auto only) put more control at your fingertips – turn up the music and take calls as you keep your eyes on the road. Keyless entry and start in the MAX Luxe model means there's no fumbling for keys, so you'll be starting the weekend sooner.



COMFORT WHERE IT COUNTS



SIMPLE, **SMART**, CONNECTED

Stay connected during the work week or while you're taking it easy on the weekends with the T60 MAX's smart and simple connectivity features. You've got control front and centre with the 10.25" touchscreen infotainment system, complete with Apple CarPlay® and smart phone connectivity. Make calls, send texts, use navigation and play music while you focus on what's ahead. It all pumps through six crystal clear speakers. And with a 12V power outlet and two USB ports, you're ready for anything – especially if your T60 MAX doubles as your on-road office.





SURGING POWER

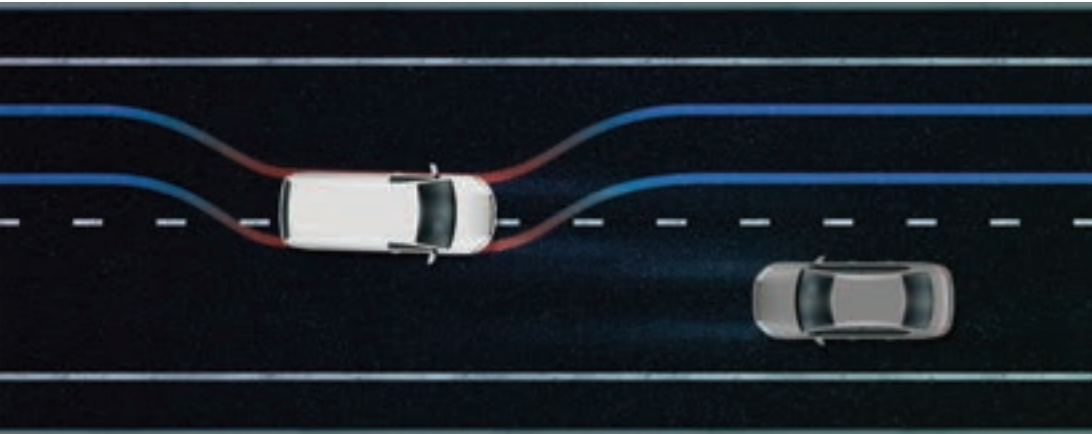
160kW
@ 4000rpm

500Nm
@ 1500-2400rpm



TWO STAGE
BI-TURBO
ENGINE

ECO & POWER
MODE
(ON AUTO ONLY)



LANE DEPARTURE WARNING

Lane Departure Warning helps to warn the driver if the vehicle drifts out of its lane unintentionally.⁴



PUTTING SAFETY FIRST

We're serious about safety, and the T60 MAX puts both driver and passenger safety first. The 5-star ANCAP safety rating (2017) is backed by stacks of safety features – like 6 airbags and Electronic Stability Control as standard. Not to mention rear fog lights and daytime running lights improving visibility.

Navigating crowded streets, parking lots or building sites is also easy with rear parking sensors and a reversing camera. The T60 MAX Luxe comes with a panoramic 360° camera. And with features like Electronic Brake Assist (EBA) and Electronic Brakeforce Distribution (EBD) for braking confidence, Hill Start Assist for even more stability on steep slopes, and an Intelligent Real Time Torque On-Demand Mode for traction on even the toughest tracks. The MAX Luxe model also comes with the added benefit of a Rear On-Demand Differential Lock and Lane Departure Warning.

⁴ Safety technologies may not operate optimally under all driving conditions and effectiveness depends on many factors. The driver is responsible for safe and attentive driving. See owner's manual for complete details.



THE RIGHT DIMENSIONS



DIMENSIONS AND PAYLOAD

Pro/Luxe Tub Length (Top of Box)
1525mm



5365mm
Payload (kg)¹: Pro Man 935 / Pro Auto 925 / Luxe 750

Mega Tub – Tub Length (Top of Box)
1800mm



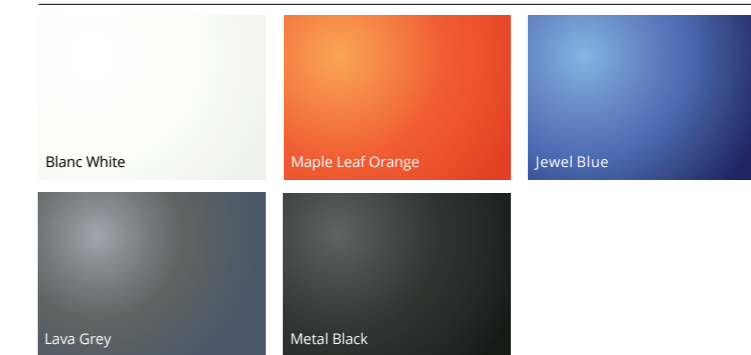
5680mm
Payload (kg)¹: Mega Tub 730

All models




2145mm
(Mirrors Extended)

EXTERIOR COLOURS



INTERIOR COLOURS



¹ Payload and kerb weight figures are based on vehicle certification. It is the driver's responsibility to ensure: weight of fully loaded vehicles do not exceed GVM; front and rear axle load limits are not individually exceeded; compliance to State and Territory towing regulations. Payload is the combined value of occupants, luggage, cargo, added options, accessories and tow ball download (when towing). Kerb weight includes the vehicle with a full tank of fuel and all standard equipment excluding occupants. Additional weights of optional features, occupants, luggage, cargo, accessories and tow ball download (when towing) must be taken into account when calculating payload and kerb weight. When a genuine tow bar with wiring is fitted, and trailer is attached, parking sensors will be disabled.



WORLD-CLASS ACCOLADES

LDV is a division of SAIC Motor, which is a Fortune Global 500 company and the 68th largest company in the world¹. SAIC Motor sells over 5 million vehicles annually and has joint ventures with Volkswagen and General Motors. In 2009 SAIC Motor acquired the commercial vehicles division of British Motor Corporation which included LDV.

A WARRANTY YOU CAN COUNT ON

The LDV T60 MAX gets a big tick for peace of mind with the reassurance of a comprehensive factory backed 7-year/200,000 km warranty.²

HELP WHEN YOU NEED IT

LDV Roadside Assist supports you and your vehicle for 5 years – 24 hours a day, 7 days a week, 365 days a year.

NATIONWIDE DEALER NETWORK

No matter where your T60 MAX takes you, LDV owners have the backing of our nationwide dealer network for comprehensive sales, service and parts support.

KEEPING YOU ON THE ROAD

You can access our loan car program for the period of your vehicle's warranty if your vehicle is off the road for more than 48 hours for a warrantable fault. T&Cs apply.³

GENUINE ACCESSORIES

If you want to get even more out of your T60 MAX, your LDV dealer's Parts Department can provide advice on the right accessories to suit your needs and fit them as only experts can.

1. 2022 Fortune Global 500.

2. Whichever occurs first. Subject to terms and conditions on ldvautomotive.com.au

3. See ldvautomotive.com.au

All information in this document is correct at time of publication however variations may occur from time to time and Ateco Automotive Pty Ltd insofar as is permitted by law to do so, shall not be liable in any way as a result of any reliance by any person on anything contained in this document.



Find your nearest dealer at [ldvautomotive.com.au](https://www.ldvautomotive.com.au) to arrange a quote or book a test-drive.

Ateco Automotive Australia Pty Ltd ABN 34 000 486 706

All the information in this document is correct at time of publication however variations may occur from time to time and Ateco Automotive Pty Ltd insofar as is permitted by law to do so shall not be liable in any way as a result of any reliance by any person on anything contained in this document.

