



Dual-purpose and forage transport wagon

CARGOS

9000 8000 700

CLAAS



If you are out in the fields day after day, you need more than just robust machinery; you need perfectly coordinated technology that is a pleasure to work with and keeps going through the hardest working day. And what's more, you need harvesting systems that piece together seamlessly. As a leading manufacturer of forage harvesting machinery, CLAAS provides the ideal harvesting chain for any farm or business size.

Packed with experience	4
Programme competence	6
Dual-purpose wagons	10
Technology in detail	12
EFFICIENT FEEDING SYSTEM	14
AQUA NON STOP COMFORT	22
Loading	24
Discharging	26
Conversion to a forage transport wagon	28
Operation	30
TIM SPEED CONTROL	
TELEMATICS	32
Lighting	34
Drawbar Hitching Drive line	36
Chassis	38
Tyres	40
Steering axle	42
CARGOS 9000	44
CARGOS 8000	48
Forage transport wagon	52
Body	54
Articulating drawbar	56
Discharging	58
CARGOS 700 BUSINESS	60
CARGOS 700 TREND	62
Secure loads	64
Bioenergy	66
CLAAS Service & Parts	68
Features	72
Specifications	74

cargos9000.claas.com
cargos8000.claas.com
cargos700.claas.com

Packed with experience – over 50 years of self-loading forage wagons from Bad Saulgau.

Packed with experience



In-house product development since 1965.

More than 50 years ago, the first loader wagon left what was then the Bautz factory based in Bad Saulgau.

In the late 1960s, the Bautz AUTONOM represented the start of mechanised forage making for many farms.

CLAAS acquired the factory in 1969, along with its product portfolio. Since then, both the product range and the facilities have been steadily expanded. CLAAS Saulgau GmbH has, for example, boasted one of the most modern product development centres in the industry since 2013.

Always meeting customer requirements in full.

The CLAAS SPRINT was developed as an efficient silage wagon in the early 1980s. The QUANTUM, which was introduced in 1998, also set new standards. Since a farm's profitability depends largely on the capacity utilisation of its machines, CLAAS has focused intensively on the design and development of a dual-purpose wagon with an extended annual usage period since 2007.

The first genuine dual-purpose wagon.

The CARGOS 9000 was introduced in 2009. Five years later, it was followed by the launch of the smaller CARGOS 8000 model series with many innovative features. The expansion of the product range in the dual-purpose wagon segment with the CARGOS 8000 was a resounding success.

CARGOS at the top of its class.

Simultaneously with the introduction of the CARGOS 700 forage transport wagon, the CARGOS 9000 underwent a complete redesign, and was equipped with the special features of the CARGOS 8000. This makes the CARGOS the most innovative dual-purpose wagon on the market today. The CARGOS team continues its work on further enhancing the qualities of this wagon.

As a sturdy and reliable wagon, the CARGOS is always the right choice to optimally extend or even replace the harvesting chain – while at the same time guaranteeing top harvesting quality. CLAAS therefore applies the same philosophy to its loading wagons as elsewhere: to provide professional technology for all its customers.



A new dimension in efficiency – with up to 50 m³ capacity, the CARGOS collects powerfully and efficiently.



Silver DLG medal: the electrohydraulic positive steering with adaptive steering behaviour offers a completely new driving experience.



The new CARGOS, winner of the 2015 IF Design Award, is completely in line with today's trends, both technically and visually.



Into the future: the CARGOS is a genuine dual-purpose wagon and unique in terms of performance.

Dual-purpose wagons

CARGOS 9000.
The great all-rounder.



CARGOS 9600.

- Maximum load volume¹: 50 m³
- Choice of axles:
 - Tridem: max. 31/34 ptw²
- Choice of tyres: 26.5" / 30.5"



CARGOS 9500.

- Maximum load volume¹: 44 m³
- Choice of axles:
 - Tandem: max. 24 t ptw²
 - Tridem: max. 31/34 ptw²
- Choice of tyres: 26.5" / 30.5"



CARGOS 9400.

- Maximum load volume¹: 38 m³
- Choice of axles:
 - Tandem: max. 24 t ptw²
- Choice of tyres: 26.5" / 30.5"

¹ With platform gate extensions
² GVWR = gross vehicle weight rating

CARGOS 8000.
The compact multi-tasker.



CARGOS 8500.

- Maximum load volume: 41.5 m³
- Choice of axles:
 - Tandem: max. 24 t ptw²
 - Tridem: max. 31 t ptw²
- Choice of tyres: 22.5" / 26.5" / 30.5"



CARGOS 8400.

- Maximum load volume: 35.5 m³
- Choice of axles:
 - Tandem: max. 22/24 t ptw²
- Choice of tyres: 22.5" / 26.5" / 30.5"



CARGOS 8300.

- Maximum load volume: 30 m³
- Choice of axles:
 - Tandem: max. 22 t ptw²
- Choice of tyres: 22.5" / 26.5" / 30.5"

Forage transport wagon

CARGOS 700.
Load transport performance.



CARGOS 760.

- Maximum load volume¹: 51 m³
- Choice of axles:
 - Tridem: max. 31/34 ptw²
- Choice of tyres: 22.5" / 26.5" / 30.5"



CARGOS 750.

- Maximum load volume¹: 44.5 m³
- Choice of axles:
 - Tandem: max. 24 t ptw²
 - Tridem: max. 31/34 ptw²
- Choice of tyres: 22.5" / 26.5" / 30.5"



CARGOS 740.

- Maximum load volume¹: 38.5 m³
- Choice of axles:
 - Tandem: max. 22/24 t ptw²
- Choice of tyres: 22.5" / 26.5" / 30.5"



The right wagon for any application: loading, transporting, spreading.

Harvesting work requires high performance and efficacy and places very high demands on machines. At the same time, conditions can vary widely. But there is a solution that masters any challenge: CLAAS offers its CARGOS 9000 and 8000 dual-purpose wagons and CARGOS 700 forage transport wagon with a wide range of equipment options.

Our range of dual-purpose and forage transport wagons is very extensive. Apart from the machine body and operation, the chassis and tyres are, above all, decisive for optimal soil preservation and performance in the field. The choice between a tridem or tandem chassis, mechanical or hydraulic suspension, self-steering or electronic-hydraulic steering, plus a wide choice of tyre options from 22.5" to 30.5" by various manufacturers provide our customers with ample flexibility to adapt the wagon to their individual needs.

Unbeatable technology.


The CARGOS 9000 and 8000 dual-purpose wagons feature the latest innovations and deliver greater productivity than ever. By removing the loading assembly and the metering rollers, the CARGOS can be converted from a loading wagon to a sturdy forage transport wagon in no time. It can then be used to transport maize silage, wood chips or biomass. The wide range of equipment options for both model series meets every possible requirement.



Outstanding features – here, the CARGOS 8000.



- 1 Robust frame and tapered body
- 2 Removable loading assembly
- 3 Removable metering roller module (optional)
- 4 EFS with a scraper floor that can be lowered by 500 mm; hydraulic pivoting for convenient knife changing and rapid discharge
- 5 Chopper housing structurally separate from the blade holders, hydraulic lowering for easy maintenance
- 6 Individual knife engagement with adjustable knife pre-tensioning
- 7 Twin knife system
- 8 Rotor with screw-connected segments
- 9 Hydraulically driven pick-up controlled on both sides for precise crop intake
- 10 Hydraulic pick-up suspension and centre guide wheel (optional)
- 11 Automatic loading function via hydraulically folding filling flap and torque detection in the drive train (optional)
- 12 Wet knife grinding system with AQUA NON STOP COMFORT
- 13 LED work lights (optional)
- 14 Choice of 22.5", 26.5" or 30.5" tyres
- 15 Slimline drawbar with a wide pick-up for maximum manoeuvrability and stability
- 16 Modular CLAAS chassis
- 17 Mechanically sprung tandem or tridem axle assembly with electrohydraulic positive steering
- 18 Convenient operation via OPERATOR, COMMUNICATOR II or EASY on board
- 19 Load weight indicator
- 20 TELEMATICS



Easy on the forage, agile and efficient – the EFFICIENT FEEDING SYSTEM (EFS) for optimum crop flow.

- | | |
|--|---|
| <ul style="list-style-type: none"> 1 Automatic loading function via hydraulically folding filling flap and torque detection in the drive train (optional) 2 EFS with a scraper floor that can be lowered by 500 mm; hydraulic pivoting for convenient knife changing and rapid discharge 3 Chopper housing structurally separate from the blade holders, can be lowered hydraulically for easy maintenance and cleaning | <ul style="list-style-type: none"> 4 CLAAS twin knives and innovative engagement system with adjustable knife pre-tensioning 5 Optional centre guide wheel for optimal ground-contour following 6 Hydraulically driven pick-up control on both sides for precise crop intake, with optional hydraulic suspension |
|--|---|

EFS – easy on the forage.

With its EFFICIENT FEEDING SYSTEM (EFS) crop flow concept, the CARGOS is the perfect partner for green forage harvesting. With EFS, the pick-up, rotor and the scraper floor, which is angled upwards towards the loading bay, all work hand in hand.

The 500-mm angle of the scraper floor delivers the crop directly to the loading bay after chopping, with no need for a steep, narrow loading channel above the rotor, markedly reducing the power required for loading. The result: a lightweight and nimble machine with low fuel consumption.

Greater loads without higher power requirements.

The angle between the scraper floor and the inside loading bay ensures that the material is compressed and the loading mass per cubic metre increased. The forage remains in an almost upright position and is pushed towards the rear of the wagon as a single mass, allowing an increase of up to 15 percent in the load.

Top forage quality.

The rotor's 22-mm-wide feed fins deliver the harvested crop to the loading bay with a maximum degree of protection. Combined with the adjustable automated loading system, this ensures optimal loading and high forage quality even when processing wet material.

Horizontal loading position.

The EFS crop flow system offers a further benefit: even with large-sized tyres up to 30.5", the dual-purpose wagon can be driven in a horizontal loading position. This increases throughput performance, while reducing power requirements. The result: the load on the axles and brakes is evenly spread, increasing their service life.

Creating space.



Built for the long haul.

The solid construction provides all the stability needed in the field. The frame has a C-profile with a height of 300 mm, along with solid uprights and side walls made of high-strength steel. The side end plates feature an additional perforation in the upper section, ensuring a clear view into the wagon during use as a forage transport wagon.

The scraper floor.

The scraper floor can be hydraulically swung upwards into a horizontal position for optimum unloading and can also be swivelled downwards by 90° to provide optimal access to the loading assembly for cleaning and maintenance work, for example.



The scraper floor is lowered by 500 mm for easier loading, ensuring an ideal crop flow in the EFS. The crop is delivered directly to the loading bay from the rotor to not only reduce fuel consumption, but also protect the crop.

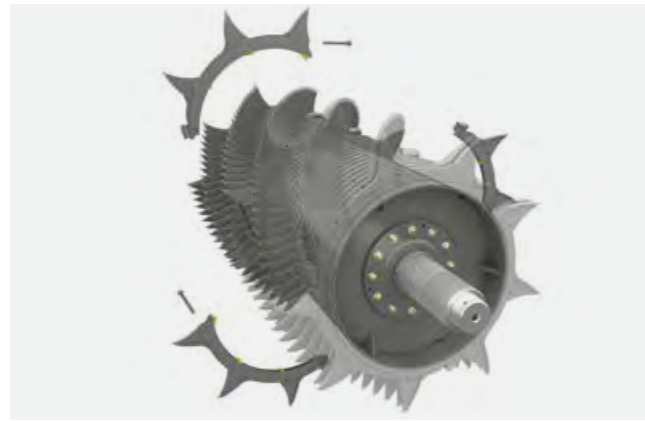
Functional structure.

Stability is particularly important for operations in chopping or wood chip production mode. Made from 3-mm-thick, hot-dip-galvanised steel, the scraper floor is extremely sturdy. Metal guide strips and heavy-duty, corrosion-resistant scraper floor chains push the material towards the rear.



Mechanical chain tensioning ensures that the required tensioning force is available at all times, and the bolted scraper floor rails can be easily replaced if required. The front grilles are angled backwards by 5° for an even better crop flow. Generously sized slits ensure the driver enjoys optimum visibility.

A team effort by the EFS components.




Pick-up.

The pick-up is controlled on both sides and features a 2-metre working width and five rows of tines. It can take in large quantities of material with minimum power requirements and ensures optimal crop flow. Thanks to its small diameter, it transfers even wet and short-cut material efficiently to the rotor via 13 small transition plates. The speed is also lower than in an uncontrolled pick-up, ensuring that the forage stays clean. The hydraulic drive system is activated by load sensing and is maintenance-free. Its smooth start-up movement additionally protects the pick-up components. The pick-up can be equipped with hydraulic suspension and a height-adjustable centre guide roller upon request. This guarantees optimal ground-contour following, especially in damp conditions, protecting both the pick-up and the grass cover.

Rotor with individual tine segments.

The low-positioned rotor with nine rows of tines arranged in a helix formation and 22-mm-wide conveying fins guarantees optimum chop quality and transports the forage gently yet efficiently into the loading bay. Its 860-mm diameter ensures smooth operation and protects the drive train against load peaks. The rotor is set in motion by a bolted drive stub with a large spur gear. The tines are fitted on the rotor casing in three segments and bolted together. Individual tine segments can be simply and inexpensively replaced, if necessary.



Lowerable chopper housing.

The chopper housing in the CARGOS, which is structurally separate from the blade holders and connected to the frame by brackets and bolts, can be lowered hydraulically. Three different positions allow the blade holders and chopper housing to be lowered separately, together or to a limited extent only. The blade holder can be swivelled away from the chopper housing for easy knife changes.

Adjustable knife pre-tensioning.

Knife pre-tensioning is easily adjusted via a crank to adapt the trigger force flexibly to different operating conditions.



Individually secured knives.

All knives are individually protected and respond to foreign objects in the flow during crop loading. The pre-set tension then ensures that the knife is automatically returned to its correct working position again.



Protect both soil and forage while loading.

The optional hydraulic pick-up suspension allows the pick-up to glide gently across the ground, ensuring that the forage stays clean – even in undulating terrain.



Top forage quality.

The wide conveying fins ensure a clean chop and gentle handling of the forage.


Two cuts are better than one.



Stable twin knives with knife engagement.

The CLAAS twin knives are sharpened on both sides and extremely robust. Their innovative shape with a broad base at the knife tips guarantees maximum stability and keeps the knife slot permanently closed. The 40 knives can be conveniently turned over in the course of a long working day, ensuring optimum chop quality with minimum maintenance.

All knives are individually protected against damage from foreign objects and feature an automatic blade return function. The sensitivity of the knife engagement can be adjusted to suit different operating conditions, thereby protecting the knives. If required, they can be folded away hydraulically.



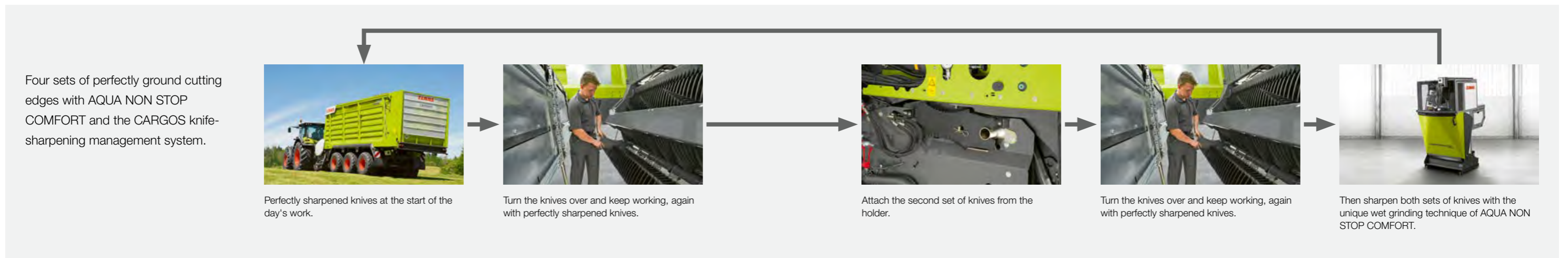
Blade holders swing out for convenient knife changing.

With blade holders that pivot out hydraulically and a scraper floor that swivels 90° downwards, the new CARGOS dual-purpose wagon offers optimum accessibility. The central knife locking and unlocking functions make knife changing a simple task. A knife guide secures the position of the knives as they are pivoted into place.



Holder for an additional set of knives.

An additional holder allows you to carry a spare set of twin knives. This means you always have four sets of perfectly sharpened knives to guarantee maximum chop quality throughout long working days in the field.



Automatically razor-sharp – permanently.



Simple filling, thanks to the fully opening housing.



Because the grinding angle is always correct, the original radius and contour of the knives are maintained.



Simple operating concept: no manual intervention necessary, short set-up times.



AQUA NON STOP COMFORT was awarded a DLG Silver medal.

AQUA NON STOP COMFORT.

The no-compromise alternative to dry grinding. The unique wet grinding system provides a simple process for grinding any standard curved knife to an incredibly sharp finish. The knives are efficiently cooled throughout the grinding process to prevent overheating and a resulting loss of hardness. Any harmful dust produced during the grinding process is absorbed by the water and does not contaminate breathing air, thereby protecting your health.

AQUA NON STOP COMFORT is the first fully automatic wet grinding device for loader wagons and baler knives. The knives are sharpened irrespective of the degree of wear, not based on a fixed radius, but exactly along their individual contours. The device processes up to 52 knives per batch. Exchangeable templates allow a huge range of knife types to be sharpened with superior precision.

Your benefits compared with standard grinding processes:

- Reduced fuel consumption, thanks to permanently sharp knives
- Reduced wear over a longer knife service life
- Longer service life for knives
- Reduced load on the entire drive train, thanks to perfectly sharpened knives
- Higher throughput, greater area output
- None of the downsides of dry grinding in the wagon



Menno Poppink,
Fleet Manager,
Poppink Bros. B.V.,
Netherlands

"We work with AQUA NON STOP COMFORT to sharpen our knives, and they just about sharpen themselves. Because we can turn the knives over, we can work for twice as long before we need to sharpen them."



Folding filling flap and optimal loads.

An additional screen at the front plate helps prevent forage losses during loading operations. In the CARGOS 9000, this screen can be folded forward by 90° to provide greater clearance and facilitate the harvesting process during chopping operations (this feature is optional in the CARGOS 8000).

The filling flap can additionally be equipped with an integrated, adjustable automatic loading mechanism, which features an angle sensor to detect the tilt of the filling flap and activates the scraper floor accordingly. A load pin for torque detection at the rotor drive is also optionally available. The combination of these two sensors ensures optimal wagon filling and the full utilisation of its loading capacity.

Automatic articulating drawbar control and optimally reduced driver strain.

All CARGOS dual-purpose wagons come with a standard feature that allows three separate positions to be defined for the articulating drawbar, for loading, headlands and transport mode.

The unique automatic articulating drawbar control is optionally available for all CARGOS 9000 and 8000 models:

In loading mode, this feature ensures that the hydraulic articulating drawbar actively adapts to changing terrain and operating conditions, resulting in optimal ground-contour following of the pick-up and a consistent, uninterrupted flow of material. Driver strain is reduced, throughput increased and pick-up wear minimised.

Effortless removal of blockages.

The ability to lower the chopper housing comes as standard in all CARGOS dual-purpose wagons. Should a blockage occur, both the blade holders and chopper housing can be easily lowered from the operator screen (automatic lowering is an option). The clearance between the chopper housing and rotor increases as a result, which facilitates PTO drive shaft start-up and therefore allows the blockage to be cleared easily.



Using the full available capacity.

In wagons with metering rollers, a sensor on the lower roller triggers the full signal and limit switch to disengage the scraper floor. In wagons without metering rollers, this function is performed by a sensor on the tailgate locking mechanism. An optionally available ultrasonic fill-level sensor measures the distance between the crop and the tailgate. When it sends a "wagon full" signal, which is displayed on the control terminal, the scraper floor is switched off automatically.



The automatic articulating drawbar control allows you to load cleanly on hilly terrain.



The automatic blockage removal was awarded a DLG Silver medal.



Fill-level sensor.



Torque sensor.



Filling flap folds hydraulically towards the front.



Angle sensor on the filling flap.

Efficient clamp operations.



Rapid unloading.


The hydraulic scraper floor drive system, which is safely integrated in the C-profile, is available in one- or two-speed versions in the CARGOS 8000 and 700 models and comes with two speeds as standard in the CARGOS 9000. In the CARGOS 9000 and 700 models, the system is driven on both sides. The continuous drive shaft is supported in the middle to ensure reliable discharge, even with heavy loads. In unloading mode, the scraper floor can be pivoted up into a horizontal position to allow fast, residue-free discharge.

All CARGOS dual-purpose wagons have a wide-opening tailgate with an adjustable opening angle. The discharge speed can be individually increased at the first scraper floor speed level to ensure optimal utilisation of the metering roller throughput capacity. The tapered body configuration with a 5-cm opening towards the rear further optimises the discharge process.

NEW: Two-roller module now available for the CARGOS dual-purpose wagon.

The modular structure makes it easily possible to fit metering rollers. The optional metering roller module comprises either two or three rollers in the CARGOS 9000 and 8000 dual-purpose wagons, two metering rollers in the CARGOS 700 forage transport wagon, and the complete drive train from the main transmission. The metering rollers, with extremely strong tines attached in a helical configuration, have a diameter of 460 mm, and ensure optimum unloading and ideal forage distribution.

The metering roller module offers the option of torque-controlled unloading, where the scraper floor speed is gradually reduced when the drive train of the metering rollers exceeds a set speed. This speeds up the unloading process and reduces the operator's workload. When the metering rollers are not required, the module is easily removed in a mere 15 minutes. This further increases discharge speeds and boosts the payload by 0.5 tonnes. Insert sheets are used to seal the holes.



Three-roller module for the dual-purpose wagon.



NEW: Two-roller module for the dual-purpose wagon.



Two-roller module for the forage transport wagon.

Flexibility when required.



Exclusive to CLAAS – the removable loading assembly.

The complete loading and cutting assembly is easily removed or installed in about 20 minutes. This helps to protect the components during chopping and boosts payload by 2.5 tonnes. It also makes the loading assembly easy to clean and maintain.

The entire loading assembly is attached to the chassis with just two screw connections each on the left and right sides. The only other connections involved in installation and removal operations are the hydraulic lines, the spiral tooth clutch of the drive line and the electronic connections. All assembly settings are preserved in the process.

An optional storage frame is available for removal of the assembly. Removing the assembly also makes cleaning and maintenance procedures easier.



All the main steering functions are controlled directly on the wagon.




Releasing the hydraulic clutch.



Loosening the screws.



Disconnecting the drive shaft.



Inserting the loading channel cover.

Efficient operation – for less stress on the driver.



Focusing on the essentials.

The CARGOS can be operated via the new tablet app EASY on board, the OPERATOR, COMMUNICATOR or any other ISOBUS terminal. To ease the driver's workload, a wide range of automatic functions can be assigned to the tractor keys as AUX functions via ISOBUS (e.g. EASY on board app or COMMUNICATOR II). Its intuitive menu navigation makes the CARGOS easy to operate and provides a comprehensive overview of all key work and performance data at all times.



OPERATOR.

Ergonomic control terminal with large display and illuminated keys.



COMMUNICATOR II.

Intuitive user interface for the simple control of all functions.

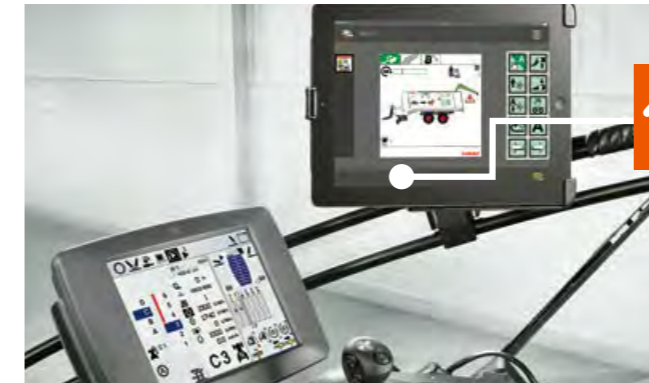


- 1 Further data are readily available via a tablet (e.g. weather information, emails, calendar, operating statistics, field data file).
- 2 Flexible: use of an existing tablet (from iPad Air), with simple, intuitive touchscreen operation.
- 3 WLAN connection via wireless interface: easy, fast tablet-machine connection.

Loading volume – how much will it take?

The integrated documentation system is a real bonus for contractors and for multi-farm use. The direct in-field weight measurement technology is also ideal for farmers who keep a close eye on the comparative productivity of different farm areas. All models equipped with hydraulic suspension axles can additionally be fitted with a load weight indicator. Total weight and payload weight are displayed to an accuracy of within +/-1%.

An optional external display shows the current net payload on the outside of the wagon. This function, which can be enabled and disabled from the terminal, provides a simple and convenient way to readjust the forage wagon's yield measurement directly in the field.



EASY on board.

Using the new EASY on board app from CLAAS, all ISOBUS-compatible machines can now be conveniently controlled from a tablet, as long as the tractor is ISOBUS-compatible. The attached implements can be easily operated using the touchscreen. For even greater convenience, selected functions can be assigned to the F keys (auxiliaries) as with any other ISOBUS terminal.

You can use your tablet as the machine terminal. This is the user-friendly and reliable way to operate the machine, and makes for a clean, tidy cab. You then have a portable solution with plenty of flexibility for further applications. With online access, for example, a contractor can download all the data required via the tablet, while out in the field.



Data exchange made easy.

By using task management, users can exchange and manage the data recorded during operation in the field. Along with ISOBUS machine operation, task management is included in the EASY on board app, offering customers the ability to transfer order-related data online via the mobile phone network or WLAN.

Machine operation and data management in a single package.

The task management application is integrated in the EASY on board app and connected to a range of farm management information systems. All data are compatible with other FMIS via ISO XML. Online data exchange takes place via the mobile phone network or WLAN, and job-related data can be transmitted directly to 365 Farmnet.

Generating facts and figures.

The following data are recorded during field operations, and automatically directly posted to the relevant order in each case:

- Operation/Customer
- Activity

- Personnel involved
- Times
- Fields
- ISOBUS machine data (e.g. operating hours, hectares, weights)



TIM SPEED CONTROL.

TIM SPEED CONTROL automatically controls the tractor ground speed according to how hard the CARGOS is working. This ensures a constant, uniform crop flow, and optimum chopping quality. It also ensures maximum productivity from the CARGOS, through the elimination of down time when the loading unit capacity is exceeded. TIM SPEED CONTROL significantly enhances user comfort. Settings can be adjusted according to the crop conditions. Forward travel control according to throughput for CLAAS tractor-self-loading forage wagon combinations has been available since 2015. As from the 2020 season, the CARGOS will be able to control all TIM-compatible tractors.

Unprecedented harvesting efficiency.

With TELEMATICS for CARGOS dual-purpose wagons, CLAAS offers intelligent systems for the forage harvesting segment to optimise harvesting processes and achieve greater capacity utilisation in machines. Innovative software and electronics solutions ensure that you get the most out of your machinery and are able to use the high performance of complex heavy-duty machines efficiently. An important prerequisite for this is an active communication between the attached implement and the tractor.

Nothing escapes TELEMATICS.

TELEMATICS ensures that all recorded operating data such as working time, weights or the number of loads are directly processed, saved and evaluated by the PC. This also helps to optimise harvesting processes and ensures maximum capacity utilisation of machines.

Safe on the road –
by night and day.



Lighting package for working at night.

An optional lights package with 11 high-quality HELLA LED work lights is available for when working at night with the CARGOS. The white light emitted by the LEDs produces maximum contrast and 60% greater illumination with 20% less power consumption.

The LED lights turn night into day and ensure that the following areas are optimally lit:

- 2 x pick-up and crop flow
- 1 x chopping housing for knife changes
- 2 x inside loading bay
- 2 x mudguards
- 4 x outsides



NEW: Optional loading bay cover for all models.

To prevent any loss of load during road transport, a loading bay cover, on both sides, is now available as optional equipment on all CARGOS models. The cover is easily controlled from the driver's seat.



The full picture.

The PROFI CAM rear-view camera provides a full view of what is happening behind the wagon. The 7" screen can display up to four camera perspectives simultaneously.



Various drawbar options.

All CARGOS models are fitted with a robust slimline drawbar with a wide bracket on the crossbar for maximum stability and manoeuvrability. Dual-purpose wagons are fitted with a bottom hitching device with a permitted drawbar load of 3.0 tonnes as standard. Tandem models can be optionally equipped with a drawbar with a permitted load of 4.0 tonnes for a higher gross vehicle weight rating. The height-adjustable jack is centrally integrated in the drawbar, keeping the design tidy.

Sprung drawbar.

For optimum comfort on the road or in the field, drawbar suspension with two accumulators is available as an option for the CARGOS 700. In the CARGOS 9000 and 8000 models, it is included as standard. To ensure reliable lift under load, even when running over the silage clamp or at steep field entries and exits, large drawbar lift rams are installed in all CARGOS models.



Sprung drawbar.

Firmly attached.

Depending on the market, the wagons are delivered with either a hitching ring or the low-wear Scharmüller K80 ball coupling.



Rotor drive.

CARGOS machines are fitted with a double wide-angle drive shaft as standard. The machine is protected with a 1,800-Nm cam-type overload clutch in the CARGOS 8000, and a 2,000-Nm clutch in the CARGOS 9000, effectively protecting the drive components even at very high throughput rates. The drive shaft transfers the drive force to the generously dimensioned main gearbox, which is connected to the spur gear of the rotor via a curved-tooth coupling. The rotor gears run in an oil bath. This design greatly simplifies the hitching operation when removing or installing the loading assembly.



Rotor drive.

Metering roller drive.

The metering rollers are driven via a bevel gear with integrated clutch. Overload protection for the metering rollers is provided by a cam-type overload clutch.




Rotor spur gear.



Metering roller drive.

Modular design for any demands.



The running gear.

The exclusive CLAAS chassis design is based on a modular bolted frame construction, with significant weight savings in comparison with conventional axle assemblies. A choice of mechanical suspension with parabolic springs or a hydraulically suspended chassis is available. Thanks to the modular design, some tandem axle models can have axle loads of 18 or 20 tonnes, or as much as 27 or 30 tonnes with tridem axles. The two largest models, the CARGOS 9600 and 760, are available only with tridem running gear. The robust mechanical chassis from CLAAS offers an economical alternative, especially with tridem running gear.

The brakes.

The CARGOS features generously dimensioned brakes for optimal operating safety on the field and on the road.





Individual tyre sizes.

There is a wide range of tyres available to equip the CARGOS for all operating conditions, according to the particular variant and requirements, with sizes of 22.5", 26.5" or 30.5".



BKT 710/50 R 30.5

Maximum soil protection: 30.5".

A maximum-size contact area is easy on your wallet and on the soil: improved roll-off and roll-over behaviour with 30.5" tyres, for example, makes for extremely fuel-efficient loading operations and road trips.



Alliance I 380 750/45 R 26.5

The best of both worlds: 26.5".

Large-size 26.5" tyres ensure optimum trailing characteristics, especially on wet ground. This large tyre size with a large contact area and easy roll-off behaviour provides an excellent solution when focusing on limiting wagon height.



Vredestein 710/40 R 22.5

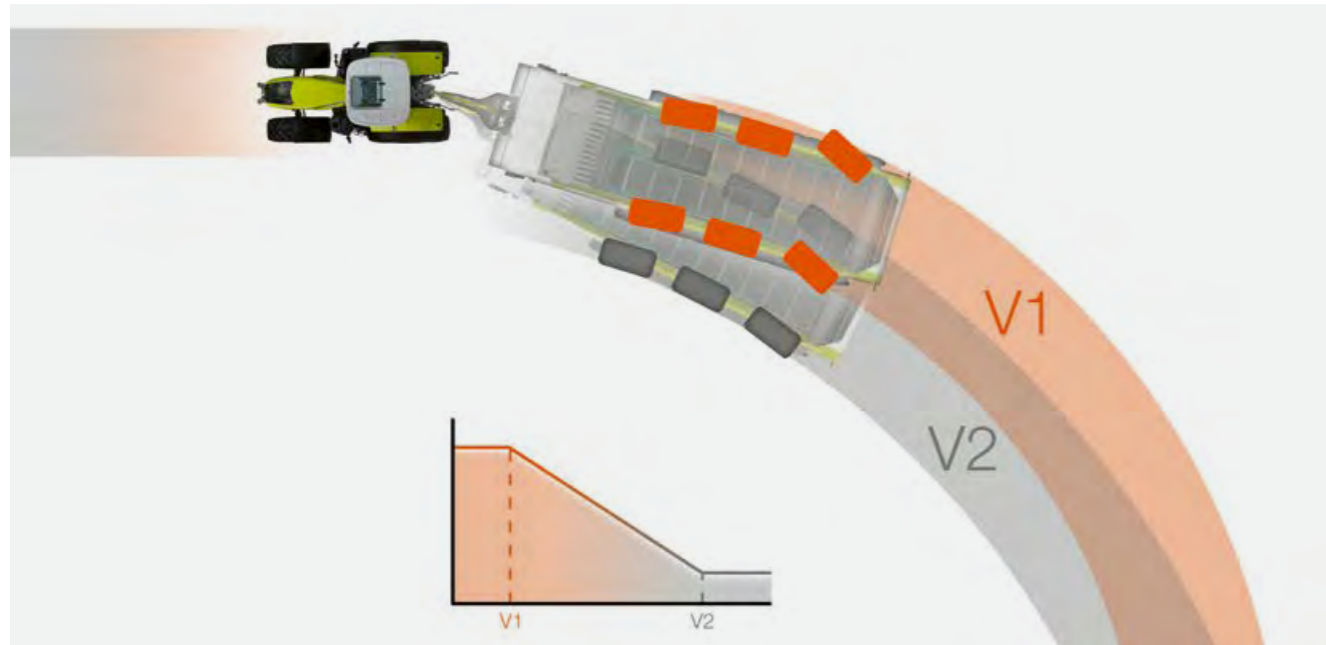


Alliance 128 HS 800/35-22.5

A low centre of gravity and wide basis: 22.5".

Smaller tyres provide a very low centre of gravity, giving maximum stability on slopes, especially in hilly terrain.

A generous footprint –
and speeds of up to 60 km/h.



Electrohydraulic positive steering.

A CLAAS exclusive for models with comfort hydraulics – an electrohydraulic positive steering system with adaptive articulation angle warning and speed-dependent adjustment of the steering line. This ensures that the steering behaviour is adjusted fully automatically to the driving situation at all times. The system always chooses the best compromise between manoeuvrability and stability and prevents the wagon from drifting on slopes. This innovation was awarded a DLG Silver medal.


When negotiating tight curves, the articulation angle warning assist sounds an acoustic alarm to warn the driver before any collision can occur between the tractor and the trailer drawbar. This allows full use to be made of the combination's manoeuvrability and also makes the CARGOS ideal for regions with small fields and narrow accessways.



CLAAS was awarded a DLG Silver medal for the optimisation of an electrohydraulic positive steering system for trailer axles.

Steered trailing axle.

A steered trailing axle that can be locked via the operating terminal is available for tandem and tridem axle models, depending on the particular model. When operated with ISOBUS, the ride comfort of this entry-level variant can be enhanced even further, as the trailing axles can then be automatically locked above a particular speed, or when reversing.



Tridem in crab steering.

With electrohydraulic positive steering, the CARGOS can be operated in full crab steering mode. Having the steering of the first and third axles in the same direction allows particular manoeuvres in special situations. The driver can drive away from the wall in the clamp, for example, or counteract drift on slopes. The roll-over area can be temporarily increased in wet areas.



Maximum steering lock.

Tight turning manoeuvres are possible with both the steered trailing tridem axle and the electrohydraulic positive steering. This gives you maximum flexibility in tight spaces with all of the CARGOS models.



Lift axle.

In tridem axle assemblies with hydraulic compensation, the front axle is optionally available as a lift axle. This reduces both tyre wear and fuel consumption. Traction can also be increased when required by increasing the weight on the rear tractor axle.



Speed on the road.

Choice of registration for 40 or 60 km/h for all CARGOS 9000 and 8000 models.

CARGOS 9000.

Equipped with the latest innovations, this wagon is ideally suited for shared farming operations and large farms.

CARGOS		With medium compression	
	m ³	50 ¹	100 ¹
9600	m ³	50 ¹	100 ¹
9500	m ³	44 ¹	88 ¹
9400	m ³	38 ¹	76 ¹

¹ With platform gate extensions





A powerful range.

With a gross vehicle weight rating of up to 34 tonnes, the CARGOS 9000 models beat just about every other dual-purpose wagon for efficiency hands down.

Thanks to the increased number of uprights, and consequently the reduced upright clearance, you'll be rock-steady even with a full load. A further argument for the stability of the CARGOS is that it is approved for wood chip transport.

Very high throughput rates.

The CARGOS 9000 has even greater rotor performance, because the main drive is protected with a cam-type overload clutch up to 2,000 Nm, allowing maximised throughput. Similarly, when discharging, the powerful drive guarantees top offloading performance.

Torque-controlled discharging.

The scraper floor speed is reduced automatically if a set torque is exceeded on the drive for the metering rollers.

Additional volume.

The CARGOS 9000 can also be equipped with platform gate extensions. These are easy to attach and can be retrofitted at any time. The platform gate extensions increase the load capacity of any of the three models by 2.5 m³.



Contractor Jens Breuer, North Rhine-Westphalia, Germany
CARGOS 9600 and 9500

"Loading and material compaction are excellent, as is the quality of the cut, even with difficult crops such as forage grass."



Christian Popp, Goldkronach Bavaria, Germany
CARGOS 9500 Tridem

"My CARGOS really gets through the work and is highly manoeuvrable on the small areas we work with. Its stability on slopes is what won me over."



Dimitar Machuganov, AZD AGRO, Bulgaria
4 x CARGOS 9600

"These machines do a great job, and we get excellent support from our CLAAS dealer."

In operation all the year round.

CARGOS 8000.

The CARGOS 8000 loading wagon shows what it can do in both contracting operations and on family farms with their own equipment – all through the year.

CARGOS		Loading volume (DIN)	With medium compression
8500	m ³	41.5	82
8400	m ³	35.5	71
8300	m ³	30	60



Professional technology for your own operations.



The models in the CARGOS 8000 series.

Ideal partners for family farm or multi-farm harvesting operations. These machines extend professional performance into your business segment.

When fitted with the technology of their big brother, they can reach loading volumes of up to 41.5 m³. A wide range of options from the large model series can be fitted, to adapt your wagon precisely according to your individual requirements. For maximum soil protection, for example, the CARGOS 8500 is available as a tridem with 30.5" tyres – an absolutely unique feature in this class.



Heinz Kohler, Kohler Bros., Baden Württemberg, Germany
CARGOS 8500

"I've found operating the machine via ISOBUS and automated functions such as torque-controlled loading really comfortable."



Farmer Harmen Bouma, the Netherlands,
CARGOS 8500

Farmer Harmen Bouma uses his CARGOS 8500 for fresh grass feed harvesting:
"I need a wagon with a high work rate, but it mustn't crush up the sensitive fresh grass. The CARGOS is simply the best machine at doing that."



Contractor Hermut Hubert, Lower Saxony, Germany
3x CARGOS 8500

The contractor Hermut Hubert bought his first CARGOS 8500 Tridem in 2015, followed by a second in 2016 and a third in 2019. He has to work mainly in wet marshy soils, and is absolutely delighted with his wagon:
"The construction of the CARGOS is rock solid, and it handles this tough harvesting operation with no problem at all."



Contractor Mike Kettle, Kettle Contracting Ltd., New Zealand
CARGOS 8300

"The automatic functions make the operator's task much easier, so that I can assign any of my drivers to this machine."



A perfect chain reaction.

A harvest chain only works successfully when all links in the chain are perfectly coordinated. With a load volume of up to 51 m³, the CLAAS CARGOS 700 forage transport wagon is a perfect match for a global market leader such as the JAGUAR forage harvester – a match that allows the entire CLAAS forage harvesting chain to perform at the highest level.

CARGOS	Loading volume (DIN)	
760	m ³	51 ¹
750	m ³	44.5 ¹
740	m ³	38.5 ¹

¹ With platform gate extensions



Individually designed chassis.

The CARGOS 700 also features the modular CLAAS tandem or tridem chassis, available with either mechanical suspension or hydraulic compensation, or optionally with hydraulic suspension. With a wide range of available tyres (22.5", 26.5" or 30.5"), the CARGOS 700 turns into a customised forage transport wagon.

Maximum load volume combined with superior manoeuvrability.

With the front grille angled at 30° and the body tapering towards the rear, all models offer a maximum load volume. This results in very short wagons that deliver an impressive level of manoeuvrability.

To further increase the load volume, additional platform gate extensions are available for all three models, just as in the CARGOS 9000.



The body.

The 300-mm-high C-profile and the stable floor in the CARGOS 700 models ensure maximum stability. As a result, all models are approved for wood chip transport. This gives the CARGOS an unrivalled level of reliability, both on long road trips and over rough terrain.



The scraper floor.

The steel floor is hot-dip galvanised and therefore corrosion-resistant and extremely durable. The four solid flat conveying chains have a high breaking load. The sprockets that engage with the flat conveying chains in the deflection area ensure reliable crop guidance. At the same time, the chains are cleaned of wood chips or any other crop residue during the deflection process. This reliably prevents any crop materials from becoming jammed in the chains.



Chain tensioning.

Scraper floor chains only work reliably with low wear if they are perfectly tensioned. Easy access to the scraper floor chains means they can be conveniently tensioned at any time.



The drawbar.

The slimline drawbar permits very wide steering angles. The jack is integrated into the drawbar for added protection and simply folds down for unhitching.

The special articulating drawbar.



Clean chopping.

Drivers can lower the hydraulic articulating drawbar to increase the target surface area when chopping in a forward direction. They can then easily direct the crop into the wagon, where it belongs – not just when driving straight ahead, but also when cornering. This also makes it easier to hitch and unhitch the wagon, as the drawbar can be set to the desired height at the push of a button.



Faster discharging.

Raising the drawbar speeds up the discharge process significantly. The loaded material is immediately tipped backwards, and residue is conveyed faster from the wagon. In addition, features such as the tapered design and the scraper floor driven on both sides, together with the option of two discharge speeds, all facilitate rapid unloading at the clamp.



Increasing traction.

If necessary, traction can also be increased to reduce slip, since the wagon wheels move closer to the rear of the tractor when the articulating drawbar is raised.

Thanks to the generously dimensioned drawbar lift rams, the hydraulic articulating drawbar can securely lift the wagon upwards, even when fully loaded. In addition, the optional drawbar suspension via two accumulators can provide optimum ride comfort for road journeys at any time.



The hydraulic articulating drawbar allows the entire wagon to be raised or lowered to its maximum and minimum heights.



The articulating drawbar is operated via two large double-acting rams.



Marker arrow for the horizontal position of the articulating drawbar.



Two powerful hydrostatic motors, in combination with the two-speed drive, guarantee rapid discharge.



Accumulator for the optional drawbar suspension.



Empty in no time.

The CARGOS models feature large-volume hydraulic motors for high unloading performance. In the CARGOS 750 and 760 models, the divided scraper floor is driven on both sides. The two-speed scraper floor drive maximises the discharge speed.

Metering roller module with drive train.

The two open metering rollers are designed to achieve maximum throughput, while the sturdy tines arranged in a helix formation ensure that the crop is evenly distributed on the clamp. The drive operates via a single wide-angle drive shaft.



Rapid module assembly for higher loading volume and weight reduction of about 500 kg.



Sequential control.

The wagons with the basic standard hydraulic system are optionally available with sequential scraper floor control. The scraper floor then starts automatically as soon as the tailgate reaches a predefined opening angle. This increases operator comfort and does away with the need for one double-acting spool valve.



BUSINESS equipment – a superior offering.



Everything a professional needs.

The CARGOS 700 BUSINESS models are equipped with load-sensing hydraulics with continuous oil circulation and ISOBUS-compatible controls as standard. This allows many functions to be programmed onto the tractor's joystick or function keys or to be controlled directly via an ISOBUS terminal (e.g. COMMUNICATOR II or EASY on board), similar to the functionalities available in the dual-purpose wagons. Numerous functions such as programmable articulating drawbar positions can therefore be automated for increased comfort and efficiency.

The job management feature, which also comes as standard, assists you in documenting your work. Online data exchange is available in combination with the optional EASY on board app with task management.

A sound basis.

The two-speed scraper floor drive, which comes as standard, ensures that all BUSINESS models deliver maximum unloading performance. The large tyres – 26.5" in the standard version, optionally 30.5" – provide for maximum soil protection and nimble operation.



Your option: even greater comfort.

Additional features are optionally available for your CARGOS BUSINESS model:

- Electrohydraulic positive steering with crab steering
- Load weight display (also with external display of the current net weight on the side of the wagon)
- Loading bay cover for loss-free transport
- Automated lighting management



Electrohydraulic positive steering.

As with dual-purpose wagons with comfort hydraulics, the electrohydraulic positive steering with adaptive articulation angle warning and speed-dependent adjustment of the steering line is also available in the CARGOS 700 BUSINESS model. This allows the optimal, fully automatic adjustment of the steering to suit driving conditions. And when making a tight turn, the articulation angle warning assist sounds an acoustic alarm to warn the driver before any collision can occur between the tractor and the trailer drawbar.

TREND – Everything you need.



Convenient operation.

The CARGOS 700 TREND models are conveniently operated via tractor spool valves. The scraper floor, articulating drawbar, tailgate and steering axle are all directly controlled in this way. A small control unit is available for the two-speed scraper floor drive and the work lights. The LED work lights, which are optionally available, are also switched on and off from the control unit. Furthermore, sequential control is available for the tailgate and scraper floor for conveniently controlling the scraper floor while reducing the number of tractor spool valves that are required.

Simple trailing.

All CARGOS 700 TREND models, whether they are equipped with tandem or tridem axles, feature self-steering trailing axles. The hydraulic articulating drawbar allows the load applying to the front wagon axle to be reduced, even with mechanically suspended tridem chassis. This increases tractor traction and allows the vehicle to be reversed with minimal impact on soils. The TREND models can additionally be fitted with tyres of up to 30.5".



Clean and clear in the parked position.

Brackets for all hoses and cables keep your machine shed tidy. Self-explanatory labelling makes hitching easier.



Everything in one hand.

The TREND version, combined with the CLAAS CMOTION joystick, also ensures extremely comfortable operation.

Well covered.

Secure loads



Load securing for the forage transport wagon.

For all CARGOS 700 models, BUSINESS or TREND, a loading bay cover on both sides is available as optional equipment. The cover is easily controlled from the control terminal (or in the standard version with a double-acting spool valve) from the tractor seat. This is the quick and reliable way to protect your valuable load.



Designed for professionals.

The comfort hydraulic option allows various positions for the loading bay cover to be predefined, in addition to manual operation via the terminal.

The energy transporter.



Diversity is the way ahead.

Nature has an abundance of high-energy plants, in addition to maize and grass. Not only our farmers, but also biogas plant operators and other energy producers are increasingly searching for alternative crops, i.e. plants that can produce energy yields at least as high as maize and also deliver impressive extra benefits:

- Vetches, clover, lucerne and other legumes fix valuable nitrogen in the soil
- Activation of the soil biotope and improvement of the humus balance has many positive impacts, such as higher water uptake, lower risk of soil erosion (less capping in heavy rain), increased binding of CO₂, etc.

- A lower risk of disease reduces the use of pesticides
- Flowering plants attract bees and other beneficial insects
- Diversity helps minimise economic risk
- Permanent crops significantly reduce cost and effort, making small or marginal land plots more viable
- The workload can be spread more evenly and machines operated at capacity over longer periods

Harvesting is a breeze!



Vetch-rye with grass nurse crop.

In spring, the vetch plants fix nitrogen via their rhizobia, which benefits cereals and grass nurse crops almost as soon as they have sprouted. After the first harvest in early summer, the grass continues to grow, allowing an additional crop to be harvested.

With a high dry matter content of over 30%, the crop is excellent for making silage. Dry matter losses are avoided, as no drying steps are needed, and ideally the crop can be cut with the DIRECT DISC and JAGUAR and transported directly to the silo in the CARGOS forage transport wagon.

Silphium perfoliatum.

Silphium perfoliatum is the shooting star of energy plants. Largely unheard of until quite recently, it is now very much in the spotlight at bioenergy conferences.

Once the stand is established, it can continue to be harvested for several years. It grows to a height of over 3 metres, and the methane yield of this summer-flowering crop has been shown to be greater than that of maize in several trials. It is also less susceptible to hail damage, and insects are attracted to the pollen and nectar of the yellow flowers.

Wood chips.

With its sturdy platform gates and robust scraper floor, the CARGOS is approved for wood chip transport. An additional feature of this wagon is its performance on rough terrain: the hydraulically suspended chassis demonstrates exceptional driving characteristics even on rough forest tracks. This allows transportation of crops such as short-rotation plantations with poplars and willows, or exotic crops – elephant grass (Miscanthus) for example – as well as material collected from tree thinning work. It can also be used for other, similar agricultural and forestry products. Talk to your CLAAS dealer for more information.

Lucerne – the queen of forage plants.

Much of lucerne's nutritional value is in its leaves, so these need to be handled as gently as possible during harvesting. The processing of these protein-rich plants often involves drying and pressing them into bales or pellets. It is important that they reach their destination with no loss of nutritional value.

CARGOS dual-purpose wagons ensure that the crop flows gently from the pick-up through the rotors to the inside of the wagon. However, a JAGUAR + CARGOS 700 harvesting chain will also set you up very well.

Whatever it takes – CLAAS Service & Parts.



Your requirements count.

You can always rely on us: we'll be there whenever you need us – everywhere, quickly and reliably, around the clock if necessary, with precisely the solution that your machine or business requires. Whatever it takes.

100% operating reliability.

Fitting CLAAS ORIGINAL parts ensures the highest degree of operating reliability. Our parts are perfect-fitting, high-quality series parts produced using the latest manufacturing methods and subject to continuous quality controls. Whatever it takes.

ORIGINAL parts and accessories.

Your machine has a crucial role to play – so ensuring its reliability is essential. We think in terms of solutions: for your harvesting requirements and your business. Specially matched to your machine: precision-manufactured parts, high-quality consumables and useful accessories. We will supply exactly the right solution for your machine from our comprehensive product range. Whatever it takes.

Always quickly on the scene.

A tight-knit service network and personal contact partners ensure that we are always easily accessible – from sales staff to technical support and customer service. Whatever it takes.

Always up to date.

CLAAS dealers are among the most efficient agricultural technology companies in the world. Our service teams are ideally qualified and equipped with the all-important special tools and diagnostic systems. CLAAS Service stands for high-quality work which meets all your expectations with regard to expertise and reliability. Whatever it takes.

Worldwide coverage from Hamm.

Our central spare parts warehouse delivers all ORIGINAL parts quickly and reliably all over the world. Your local CLAAS partner can supply the right solution for your harvest or your business within a very short time. Whatever it takes.

The CLAAS Parts Logistics Center in Hamm, Germany, stocks more than 155,000 different parts in its warehouse with a floor space of over 100,000 m².



A great team.



CARGOS – what else?



Powerful and efficient.

- Fuel-efficient loading system with inclined scraper floor protects the forage and delivers an optimum crop flow all the way to the silo – from the pick-up via the EFS to the scraper floor feed system controlled by the automated loading function and on to the discharge system
- Twin knife system for long days in tough working conditions, high discharge speed, electrohydraulic positive steering – TONI provides a comprehensive display of performance data and machine settings at all times

Easy on the soil.

- Optimal tyres and an individual chassis concept
- Pick-up suspension and guide wheel
- Good power-to-weight ratio

Flexible.

- Easy conversion from loading to forage transport wagon mode by removing the loading and cutting assembly – boosting payload and protecting the loading components
- Modular CLAAS chassis perfectly designed for a wide range of operating conditions

Easy maintenance.

- Lowerable chopper housing, hydraulically pivoting scraper floor and blade holders structurally separate from chopper housing for convenient knife change operation
- Sturdy CLAAS twin knives

User-friendly.

- Lighting pack for working at night, fill-level sensor, intuitive operation, load weight display

CARGOS		9600	9500	9400	8500	8400	8300	760	750	740
Load volume	m³ (DIN)	47.5–50¹	41.5–44¹	35.5–38¹	41.5	35.5	30	48.5–51¹	42.5–44.5¹	36.5–38.5¹
Load volume with medium compression	m³ (DIN)	95–100¹	83–88¹	71–76¹	82	71	60	–	–	–
Pick-up										
Clearing width	mm	2000	2000	2000	2000	2000	2000	–	–	–
Diameter	mm	320	320	320	320	320	320	–	–	–
Guide wheel tyres		16×6.50-8	16×6.50-8	16×6.50-8	16×6.50-8	16×6.50-8	16×6.50-8	–	–	–
Tine spacing	mm	61	61	61	61	61	61	–	–	–
Ground clearance with articulating drawbar raised	mm	790	790	790	790	790	790	–	–	–
Hydraulic pick-up suspension, infinitely variable		o	o	o	o	o	o	–	–	–
Central additional guide wheel pick-up (guide roller)		o	o	o	o	o	o	–	–	–
Rotor										
Rotor stub	mm	120	120	120	120	120	120	–	–	–
Main drive protection	Nm	2000	2000	2000	1800	1800	1800	–	–	–
Width	mm	1580	1580	1580	1580	1580	1580	–	–	–
Diameter	mm	860	860	860	860	860	860	–	–	–
No. of tine rows	Qty	9	9	9	9	9	9	–	–	–
Chopper unit										
Twin knives (on one level)	Qty	40	40	40	40	40	40	–	–	–
Shortest theoretical chop length	mm	38	38	38	38	38	38	–	–	–
Individual protection against foreign objects		●	●	●	●	●	●	–	–	–
Scraper floor										
Scraper floor chains	Qty	2×2	2×2	2×2	2×2	2×2	2×2	2×2	2×2	2×2
Two-speed scraper floor drive		●²	●²	●²	o	o	o	o²	o²	o²
Chassis										
Tandem axle, 18 t, axle spacing³	mm	–	–	–	–	1525	1525	–	–	1525
Tandem axle, 20 t, axle spacing³	mm	–	1810	1810	1810	1810	–	–	1810	1810
Tridem axle, 27 t, axle spacing³	mm	1525	1525	–	1525	–	–	1525	1525	–
Tridem axle, 30 t, axle spacing³	mm	1810	1810	–	1810¹⁰	–	–	1810	–	–
Steering										
Steered trailing tandem axle		–	o	o	o	o	o	–	o	o
Steered trailing tridem axle		o	o	–	o	–	–	o	o	–
Electrohydraulic positive steering, tandem		–	o	o	o	o	o	–	o⁸	o⁸
Electrohydraulic positive steering, tridem		o	o	–	o	–	–	o⁸	o⁸	–
Permissible gross weight										
Tandem axle, 18 t	t	–	–	–	–	21/22⁴	21/22⁴	–	–	21/22⁴
Tandem axle, 20 t	t	–	23/24⁴	23/24⁴	23/24⁴	23/24⁴	–	–	23/24⁴	23/24⁴
Tridem axle, 27 t	t	31⁴	31⁴	–	31⁴	–	–	31⁴	31⁴	–
Tridem axle, 30 t	t	34⁴	34⁴	–	34⁴	–	–	34⁴	–	–
Dimensions										
Overall length	mm	11940	10800	9720	10800	9720	8595	11230	10090	8950
Overall height⁵	mm	3870–3990	3870–3990	3870–3990	3650–3990	3650–3990	3650–3870	3650–3990	3650–3990	3650–3990
Loading area	mm	9100×2360	7960×2360	6820×2360	7960×2360	6820×2360	4960×2360	8740×2360	7600×2360	6490×2360
Track width	mm	2100	2100	2100	2100	2100	2100	2100	2100	2100

CARGOS		9600	9500	9400	8500	8400	8300	760	750	740
Tyres⁶										
Alliance 885 Flotation Radial	600/50-22.5	–	–	–	o	o	o	o	o	o
Vredestein Flotation Pro	710/40 R 22.5	–	–	–	o	o	o	o	o	o
Alliance 128 HS Flotation	800/35-22.5	–	–	–	o	o	o	o	o	o
Vredestein Flotation Pro	620/55 R 26.5	o	o	o	o	o	o	o	o	o
BKT Ridemax FL693M	710/50 R 26.5	o	o	o	o	o	o	o	o	o
Alliance I-380	750/45 R 26.5	o	o	o	o	o	o	o	o	o
Alliance I-381 Flotmaster	800/45 R 26.5	o	o	o	o	o	o	o	o	o
BKT Ridemax FL693M	710/50 R 30.5	o	o	o	o	o	–	o	o	o
Alliance 885 Flotation Radial	800/45 R 30.5	o	o	o	o	o	–	o	o	o
Operation										
ISOBUS-compatible		●	●	●	●	●	●	o⁹	o⁹	o⁹
ISOBUS connection cable		o	o	o	o	o	o	o⁹	o⁹	o⁹
EASY on board		o	o	o	o	o	o	o⁹	o⁹	o⁹
OPERATOR COMMUNICATOR II		o	o	o	o	o	o	o⁹	o⁹	o⁹
Hydraulics										
Spool valves								LS (or 1 x sa + open return line)⁷		3 da + 1 sa
Power-Beyond connection		o	o	o	o	o	o	o	o	o⁹
ISO 16028 hydraulic couplings to connect to flat face		o	o	o	o	o	o	o	o	o⁹
Additional options										
Automatic articulating drawbar control		o	o	o	o	o	o	–	–	–
Automated blockage clearance		o	o	o	o	o	o	–	–	–
3 metering rollers (+ drive system)		o	o	o	o	o	o	–	–	–
2 metering rollers (+ drive system)		o	o	o	o	o	o	o	o	o
Insert panels for removed metering rollers		o	o	o	o	o	o	o	o	o
Hydraulically folding filling flap with automated loading function		●	●	●	o	o	o	–	–	–
Automatic loading function via torque on the drive		o	o	o	o	o	o	–	–	–
Ultrasonic fill-level sensor		o	o	o	o	o	o	–	–	–
LED work lights package		o	o	o	o	o	o	o⁹	o⁹	o⁹
LED side marker lights		o	o	o	o	o	o	o	o	o
Storage frame for loading/cutting assembly after removal		o	o	o	o	o	o	–	–	–
Channel cover for use in chopper transport		o	o	o	o	o	o	–	–	–
Weight indicator (with hydraulic chassis only)		o	o	o	o	o	o	o⁹	o⁹	o⁹
External display for weight indicator		o	o	o	o	o	o	o⁹	o⁹	o⁹
Lift axle for tridem axle (with hydraulic chassis only)		o	o	–	o	–	–	o⁹	o⁹	–
Trailer safety snap cable for hydraulic brake		o	o	o	o	o	o	o	o	o
Hydraulic drawbar suspension		●	●	●	●	●	●	o	o	o
Underride guard at rear		–	–	–	–	–	–	o	o	o
Loading bay cover		o	o	o	o	o	o	o	o	o

¹ With platform gate extensions
 ² Drive on both sides
 ³ Mechanical suspension or with hydraulic compensation, with hydraulic suspension as an option
 ⁴ Permitted drawbar load of 3 t as standard, optionally 4 t, with tridem axle always 4 t (except in France if fitted with a hitch eye)
 ⁵ Depending on tyres 30.5" / 26.5" / 22.5" and equipment with/without platform gate extensions
 ⁶ 10-hole rims in the standard version, tyres partly dependent on the axle
 ⁷ + 1 sa with hydraulically sprung chassis
 ⁸ BUSINESS models with load-sensing comfort hydraulics and full ISOBUS capability
 ⁹ Including lighting management in BUSINESS models
 ¹⁰ Only applicable in combination with 30.5" tyres

CLAAS continually develops its products to meet customer requirements. This means that all products are subject to change without notice. All descriptions and specifications in this brochure should be considered approximate and may include optional equipment that is not part of the standard specifications. This brochure is designed for worldwide use. Please refer to your nearest CLAAS dealer and their price list for local specification details. Some protective panels may have been removed to present the function more clearly in photographs. To avoid any risks, you should never remove these protective panels yourself. In this context, please refer to the relevant instructions in the operator's manual.



Ensuring a better **harvest.**

CLAAS KGaA mbH
Mühlenwinkel 1
33428 Harsewinkel
Deutschland
Tel. +49 5247 12-0
claas.com