

hino.com.au



# HINO 300

SERIES



**BUILT FOR SAFETY. READY FOR ANYTHING.**



# TESTED TO THE LIMITS OF DURABILITY AND RELIABILITY

Quality, Durability and Reliability (QDR) are the principles the Hino reputation and name are built on. Now the Hino 300 Series takes QDR to the next level. With every component, body and engine part tested and retested for performance and longevity in all manner of road and weather conditions. This constant drive and determination to be the best is what sets the Hino 300 Series apart. It combines exciting new standards of technology and safety with a relentless commitment to QDR and delivering over the long run. No wonder why Hino continues to see success at the legendary Dakar Rally.





# SAFETY COMES STANDARD WITH HINO

Whatever your next job has in store. Wherever the road takes you. The Hino 300 Series is ready for it. Setting the benchmark for safety, performance and efficiency in the Japanese-manufactured light-duty truck market in Australia when launched. Featuring the Hino SmartSafe comprehensive safety package as standard, true automatic across the range, delivering class-leading combinations of power and torque from the 721 and 921 models. It's ready to make driving easier and more enjoyable for you.





# INNOVATION AND INFORMATION

Designed for purpose, the cab ergonomics have been enhanced throughout for a high degree of comfort. The instrumentation panel is impressive to look at and intuitive to work with. Innovative features maximise efficiency and driver enjoyment, resulting in a workspace you want to be in.

## Navigation System (optional)

Get where you need to go more efficiently with the Hino truck-specific satellite navigation system. This system includes live traffic updates - and offers alternate routing, plus 3 years over-the-air map and software updates.

## DIN Mounting Holes

All Wide Cab models feature blank DIN mounting holes in the dash for accessories that can be added later.

## Multimedia Unit

A large 6.5" high definition, capacitive touch screen is capable of connecting up to 4 multi-position cameras and supports AM/FM and DAB+ radio, Bluetooth music streaming and mobile phone connectivity. The highly intelligent Multimedia Unit also features an Android operating system with Wi-Fi connectivity and the benefit of over-the-air software updates.

## Reverse Camera

Waterproofed from the elements, it offers wide view, high definition vision, along with infrared night vision. The system also features a microphone with volume control which allows the driver to hear their surroundings.

## Driver Instrument Panel

Featuring a 4.2" TFT LCD Multi Information Display (MID) with an easy to read high contrast instrumentation cluster consisting of an enlarged centralised speedometer with an offset tachometer, a suite of warning gauges and lights. Get instant updates about your vehicle's operations including safety, economy, transmission and vehicle control systems.

## Cruise Control

Automatically controls the road speed of the vehicle as set by the driver, which reduces fatigue and can improve overall fuel efficiency.

# HINO SMARTSAFE COMES STANDARD



Hino continues to set the benchmark when it comes to safety. Featuring Hino SmartSafe, a comprehensive safety package with advanced driver-assist technology that takes an active focus in protecting the lives of all road users. Available across the range as standard inclusions, not optional extras.

#### Anti-Lock Braking System (ABS)\*

Heavy braking applications can spell potential danger for drivers and other road users. ABS modulates braking pressure to prevent wheel lock up, if detected it will help the driver to maintain vehicle control and road safety.

#### Vehicle Stability Control (VSC)\*

VSC can prevent the truck from rolling over, understeer, or oversteer situations when entering or exiting a corner too fast by monitoring the steering angle, wheel rotation speed, yaw rate and lateral G forces. VSC is also able to enhance vehicle stability on slippery surfaces by autonomously reducing engine power and applying the brakes to individual wheels, helping to prevent the truck from sliding.

#### Pedestrian Detection (PD)\*

Can detect a pedestrian in front of the vehicle. If the system senses the possibility of a collision, it will warn the driver to apply the brakes using both visual and audible alerts. If the system determines imminent collision, it can autonomously apply the brakes.

#### Lane Departure Warning System (LDWS)\*

Alerts the driver both visually and audibly if the truck is deviating from its lane without the turn indicators being activated.

#### Pre-Collision System (PCS)\*

The system can detect a vehicle in front using radar and image sensors. Should it detect the possibility of a collision, it can warn the driver to apply the brakes using both visual and audible alerts. If the system determines imminent collision, it can autonomously apply the brakes to mitigate damage.



Photographs are representative only and may not reflect actual vehicle colours, accessories, or option packages. Please check with your dealer regarding colour order and timing for delivery.  
\*The driver remains solely responsible for driving safely. This safety system is a secondary aid to assist the driver and has limitation in recognition and performance. Please refer to the Hino 300 Series Owner's Manual for details on system operation and functionality.



# SAFETY IS IN THE HINO DNA

In today's challenging economy, providing a safe working environment is central to business success, which is why safety continues to be a central design principle of all Hino trucks, and the Hino 300 Series is no different. Best of all, Hino SmartSafe comes standard across every Hino 300 Series 4x2 model.

**Cab Safety Cell**  
The cab is purpose-designed and built to comply with stringent driver and passenger safety criteria. All 300 Series models are constructed to meet UN ECE R29 European crash certification.

**Easy Start**  
Available on all manual and Hybrid models in the range. Prevents roll-back when starting on hills by maintaining brake force even after the brake pedal has been released.

**Daytime Running Lamps (DRL's)**  
When you increase your visibility, you increase your safety profile. DRL's are designed to announce your presence and run any time the truck headlamps are not being operated. Boasting enhanced aesthetics as well as safety, they are standard on all conventional diesel models.

**Four-Wheel Ventilated Disc Brakes**  
Together with ABS braking, Electronic Brake-Force Distribution (EBD) and Brake Assist (BA), consistent stopping power and stable braking properties are delivered, especially at higher speeds and regardless of how the vehicle is laden.

**Engine Immobiliser**  
To protect against theft, the engine immobiliser ensures the engine cannot be started unless the factory-supplied key is used.





# POWER AND EFFICIENCY AHEAD OF THE REST

The Hino 300 Series is equipped with a range of engines including 4 litre and 5 litre common-rail turbo-diesels, which not only meet Euro 5 and Enhanced Environmentally-Friendly Vehicle (EEV) emission standards but deliver an ideal combination of power and efficiency.

Expanded options are available with the introduction of the new 721 models which feature a Gross Vehicle Mass (GVM) 4.5 or 6.5 tonnes and support the high horsepower Hino J05 engine. The new 721 models allow more customers to enjoy the driving performance of Australia's most powerful Japanese-built light-duty trucks. The 721 models allow more customers to enjoy the driving performance of Australia's most powerful Japanese-built light-duty trucks. They can even be driven on a car licence.

## True automatics across the range

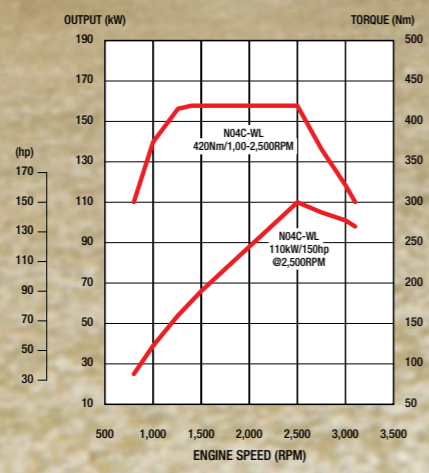
Hino is the only Japanese truck manufacturer to offer a true automatic transmission across the 4x2 model range. With no torque interruptions between gear shifts, the Hino 300 Series provides outstanding performance. Offering quicker acceleration, lower whole of life costs, with no clutch replacements.

## Manuels across the range

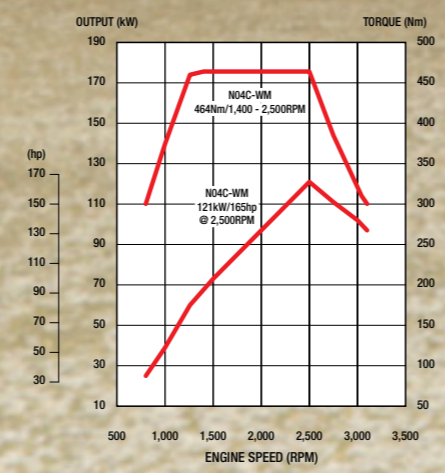
Drivers who still prefer a manual transmission, for Standard Cab models there is a Hino five-speed manual gearbox and for Wide Cab models a Hino six-speed manual gearbox is available.



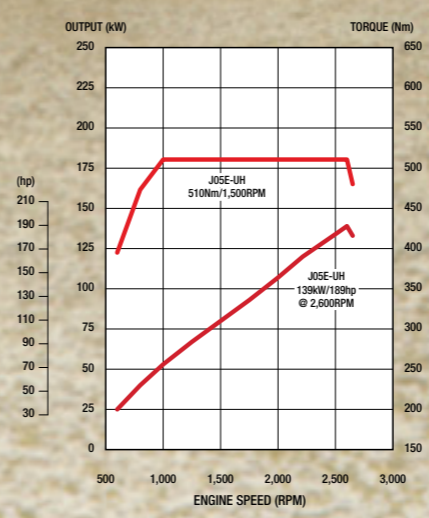
**N04C-WL - 4L STD CAB MANUAL AND AUTOMATIC - 4L WIDE CAB AUTOMATIC**



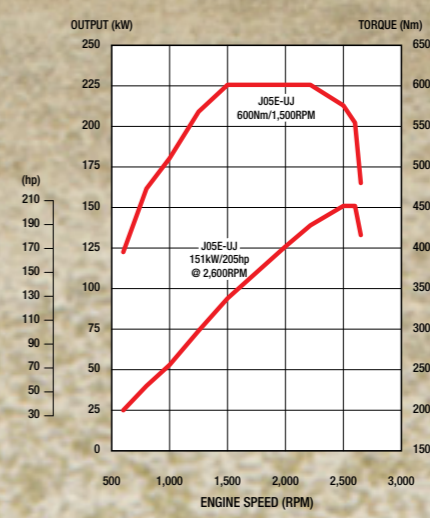
**N04C-WM - 4L WIDE CAB MANUAL**



**J05E-UH - 5L SIX-SPEED MANUAL**



**J05E-UJ - 5L AUTOMATIC**





# DESIGNED FOR DRIVERS

Open the door to enhanced levels of comfort and functionality. Advanced ergonomics have been applied in the design, from the tilt and telescopic steering wheel to the adjustable torsion bar suspended driver's seat on all Wide Cab models. There is ample storage throughout the cab and attention to detail extends to the shift lever, which can be folded so you can move across the cab. Hino engineers have designed the 300 Series from the driver's perspective to ensure better accessibility, comfort and ultimately improve the overall driving experience.

## Air Conditioning

All models have factory-fitted air conditioning. Crew Cab models feature an additional rear air conditioner unit, which ensures that rear crew passengers remain as comfortable as those in the front.

## Steering Wheel Mounted Controls

Another first for a light-duty Japanese truck. The steering wheel mounted controls ensure ease of use of key functions such as Bluetooth phone operation, multimedia unit functions, cruise control operation and multi instrumentation display menus.

## Tilt & Telescopic Steering

Easily tilt and reposition the steering wheel up or down for optimum driver comfort. The telescopic steering column is designed with a collision absorbing steering wheel to help protect the driver in the event of a front-on collision.

## Storage

Multiple bottle holders are located throughout the cab and the dash has been designed with open storage areas for many smaller items. The centre passenger seat can be folded down to be used as a paperwork tray. Overhead consoles are provided on both the driver and passenger sides.

## Driver's Suspension Seat

All models are fitted with an ergonomically designed fully-adjustable driver's seat for maximum comfort. All driver's seats in Wide Cab models feature torsion bar suspension and a large slide adjustment range on inclined rails, accommodating varying occupant heights, maximising comfort and reducing fatigue.



# BUILT TO ENDURE

Exteriors built to endure on the harshest of roads, over many kilometres. Hino trucks are built to withstand the test of time. But today, advanced road and driver innovations, safety and accessibility, are built into our exteriors right from initial design stage. For optimum forward visibility and reduced blind spots, we have narrow A Pillars, complemented by heated and electrically operated flat main mirrors. When you combine all this with convex spotter mirrors and reverse camera as standard, look forward to safer, near 360 degree vision.

**Wide View A Pillars**  
Wide View A Pillars provide high visibility, improving forward vision and reduces blind spots.

**Accessibility**  
Oversized door openings and a step and handle layout designed with WHS standards in mind, aid ease of cab ingress/egress. The gearshift lever can be folded to allow the driver to slide across to the passenger side if required.

**Visibility (Outer Mirrors)**  
Large, flat, heated and electronically adjustable main mirrors with manually adjustable convex spotter mirrors. This gives the driver a comprehensive view of whatever is behind and to the side of the cab for improved safety. Complemented by the standard reverse camera, the driver has near 360° view of the vehicle's surroundings.

**Aerodynamic Design**  
The cab has been designed with aerodynamic performance in mind. The rake of the windshield helps air easily flow over the cab for aerodynamic and fuel efficiency.



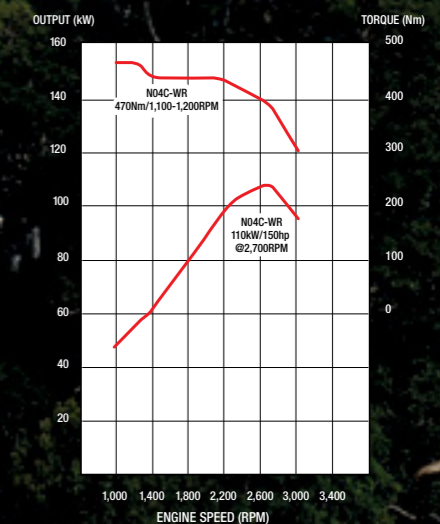
**Entry Step**  
Large footsteps allow for ease of cab ingress/egress, while helping to keep mud and grit out of the cab.



# HINO HYBRID DELIVERING CLEANER PERFORMANCE



N04C-WR - 4L STD AND WIDE CAB AND AUTOMATIC - SIX-SPEED AMT HYBRID



The truck for our times. A more sustainable approach. Australia's leading Electric Diesel light-duty truck can reduce a customer's operational cost by up to 20%, while reducing fuel consumption and exhaust emissions. With over 700 Hino Hybrid 300 Series trucks operating across a diverse range of businesses, it is a proven performer in Australia.

With an extensive model line-up and payload options, a comprehensive safety package and in-cab technology found in all 300 Series trucks, the Hybrid meets the stringent Euro 6 exhaust emissions standards delivering a cleaner, more efficient transport solution.

Compared to a conventional diesel engine truck, the Hino Hybrid driveline can significantly reduce fuel usage and carbon dioxide emissions.

With no recharging requirements or range limitations, the Hino Hybrid is powered by a Hino N04C 4 litre common-rail turbo-diesel engine producing 150hp (110kW) and 470Nm of torque, which is delivered in combination with the electric motor. The electric motor is directly coupled to a six-speed automated transmission, which assists with quick, easy gear shifts and smoother take-offs.

Our parent company, the Toyota Group is considered the world leader in hybrid technologies, which provides an advantage when it comes to innovation and implementation including the nickel metal hydride battery, which is used in over 15 million hybrid vehicles worldwide. This is in addition to the kinetic energy captured to charge the hybrid batteries and is just one of the keys to the success of the Hino Hybrid.



# BUILT TO GO AND READY FOR ANYTHING

The Hino 300 Series Built to Go range offers light-duty customers a high quality, cost effective and versatile drive away solution. Customers can take advantage of a true automatic transmission and combine Hino SmartSafe with a Hino Genuine body. Australia's hardest working trucks are ready to go right now.

The 300 Series Tipper, TradeAce, Alloy Tray and SteelAce are Built to Go. Ready for Anything.





# GENUINE ACCESSORIES MAKE IT YOUR TRUCK

Turn to Hino Genuine Accessories to enhance your truck's appearance. Manufactured to our exacting QDR standards, they fit first time, every time. Whether you want the full protection of a bullbar, the surety of a navigation package or the comfort of sheepskin seat covers, you want Hino Genuine Accessories. All backed by a 3 Year Unlimited Kilometre Parts Warranty\* when fitted by an authorised Hino dealer.



Premium Bullbar



Weathershield



Heavy-duty Tow Bar Kit



Wheel Cover



Fleet Bullbar



Sun Visor



Dash Mat



Footwell Liner



Rubber Floor Mat



Lane Change Assist System



Dash Camera  
(DVR Camera System)



Tyre Pressure Monitoring System



UHF CB Radio



Navigation System



Stone Guard



Seat Covers - Canvas



Seat Covers - Carbon



Seat Covers - Sheepskin

\*Please refer to the website for full terms and conditions on 3 years unlimited kilometre parts warranty.



# MORE OPTIONS FOR YOU TO WORK WITH

Hino have delivered a large range of light-duty models over the past 20 years and have built an enviable reputation for performance, reliability and safety. With more than 60 models including Standard, Wide or Crew Cab variants, high horsepower and Hybrid models, Hino have a 300 Series light-duty truck to suit your needs.

## Single Cab



Standard Cab 4L



Wide Cab 4L



Wide Cab 5L

## Crew Cab



Wide Cab 4L



Wide Cab 5L

## Hybrid



Standard Cab



Wide Cab

# PLAN AHEAD WITH CAPPED PRICE SERVICE

THAT'S ANOTHER HINO **ADVANTAGE**



Hino offers Capped Price Servicing\* across the entire model range, making it easier to budget ahead and reduce your operating costs. All work is carried out by factory-trained technicians using advanced Hino diagnostic equipment, which means you know your truck is always maintained in the first-rate running order. Plus vehicle software updates and a 3 Year Parts Warranty are all part of the service. It's never been easier to plan ahead using our online Capped Price Service calculator. Choose a Hino Genuine Service today to cap costs and minimise downtime.

\*Visit our website for more information.



Factory Trained Technicians



Advanced Hino Diagnostic Equipment



3 Years Unlimited Kilometre Parts Warranty\*



Vehicle Software Updates



Nationwide Network Of Service Centres

\*Servicing offer applies to all Euro 5 models onwards and available only at participating Hino dealerships. Capped service price is a maximum price. Capped service prices are valid for 12 months and are subject to annual review with effect from 1 January in each calendar year. Please refer to website or contact your nearest Hino dealer for full details of the offer and pricing. \*Please see website for full terms and conditions.



# YOU HAVE OUR TOTAL SUPPORT

THAT'S HINO **ADVANTAGE**

Hino Advantage is all about you. It's the total support customer care program designed to keep your business driving ahead. Hino Advantage provides you access to an extensive range of integrated support solutions that are driven to do more for you.

Operating safely is critical for any business, and Hino SmartSafe guarantees safer travels for drivers, passengers, and other road users alike.

With efficiency being a key part of your profitability, Hino-Connect is the cutting-edge telematics solution that delivers superior business intel to help you make smarter business decisions. And because you want to avoid unforeseen costs over the long run, we have Capped Price Servicing across the range.

Now you can profit from solutions that allow you to budget ahead, minimise costly downtime and maximise uptime.

**Hino Advantage. More Support, More Solutions, More For You.**

Find out more at [hino.com.au/hino-advantage/](http://hino.com.au/hino-advantage/)







**For further information please visit [hino.com.au](http://hino.com.au) or call 1300 014 466**

Hino Trucks are distributed in Australia by Hino Motor Sales Australia Pty Ltd A.C.N 064 989 724. All efforts have been made to ensure the information contained in this brochure was correct at time of printing or uploading. Hino Motor Sales Australia Pty Ltd reserves the right to alter any details of the specifications and equipment without notice. Hino in so far as it is permitted by law to do so, shall not be liable in any way as a result of any reliance placed by any person on anything contained in this brochure. You should therefore check with your authorised Hino dealer at the time of ordering our vehicle to ensure that colour, specifications, equipment, design features and options are available for the vehicle you are ordering. Please note that some options may only be available in combination with others. Authorised Hino dealers will on request provide up to date information on all accessories, design features, prices and availability. HB300 – 12/2022