

RENAULT MASTER







a vehicle for everyone

Making the decisions that give the best outcomes for the least risk is what separates successful business owners from the rest. And that's what makes Renault Master an easy choice.

Master reasserts Renault's expertise in this field. The vehicle has been redesigned on both the inside and outside.

Available in 4 lengths, 3 heights and in both front and rear wheel drive, you'll have no trouble finding a Master to suit your business.



a vehicle for everyone

Renault presents Renault Master and reasserts its expertise in the field. Master is instantly distinguished through a more dynamic front-end design featuring the signature C-shaped LED Daytime running lights.

Master meets the needs of professionals and will be your ideal partner in developing your business.



overseas model shown



van shown with Trade Pack & overseas wheels

driving has never been as enjoyable

Open the driver's door and you'll find a spacious and functional cabin that's made to measure for commercial vehicle drivers. The dash includes plenty of handy storage compartments, and the passenger bench features a fold down centre seat with an integrated table that's made for a laptop or lunch. There's an overhead storage shelf for your paperwork.

The standard MediaNav system brings your navigation, phone and music together to ensure you arrive in the right place, at the right time, and in the right frame of mind!

easy and secure loading

Master gives priority to practicality and efficiency. The rear doors can be opened 270°, and the very low loading height makes it easier to load cumbersome items. Anchorage points secure the goods, and conveniently placed handles on the insides of the sliding doors save you effort in loading and unloading from the rear area. With its wide rear and side openings and optimum load volume (from 8 m³ to 17 m³ depending on the wheelbase chosen), Master adapts to the needs of all users.





overseas model shown


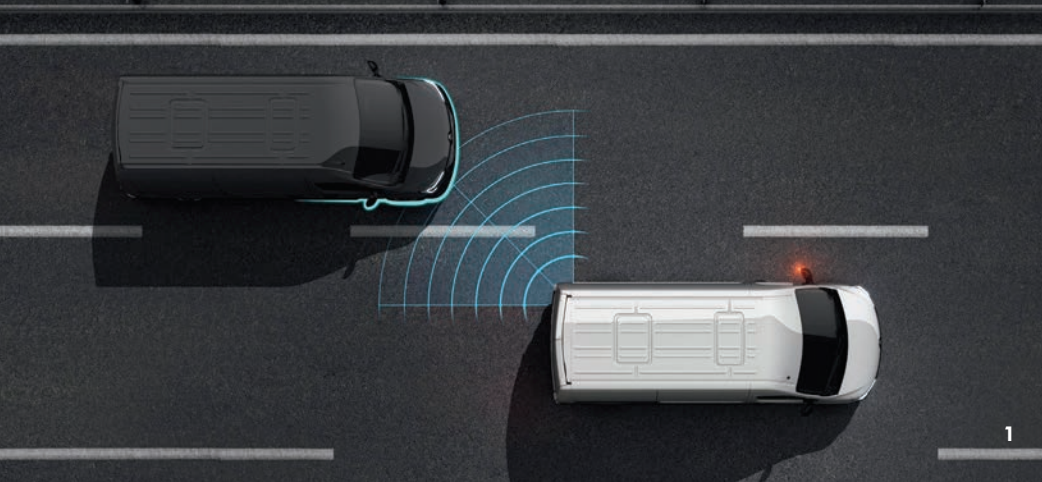


overseas model shown

our profession, adapting to yours

Master is the ultimate work vehicle. With plenty of storage and clever, practical features, it's your idea mobile office.



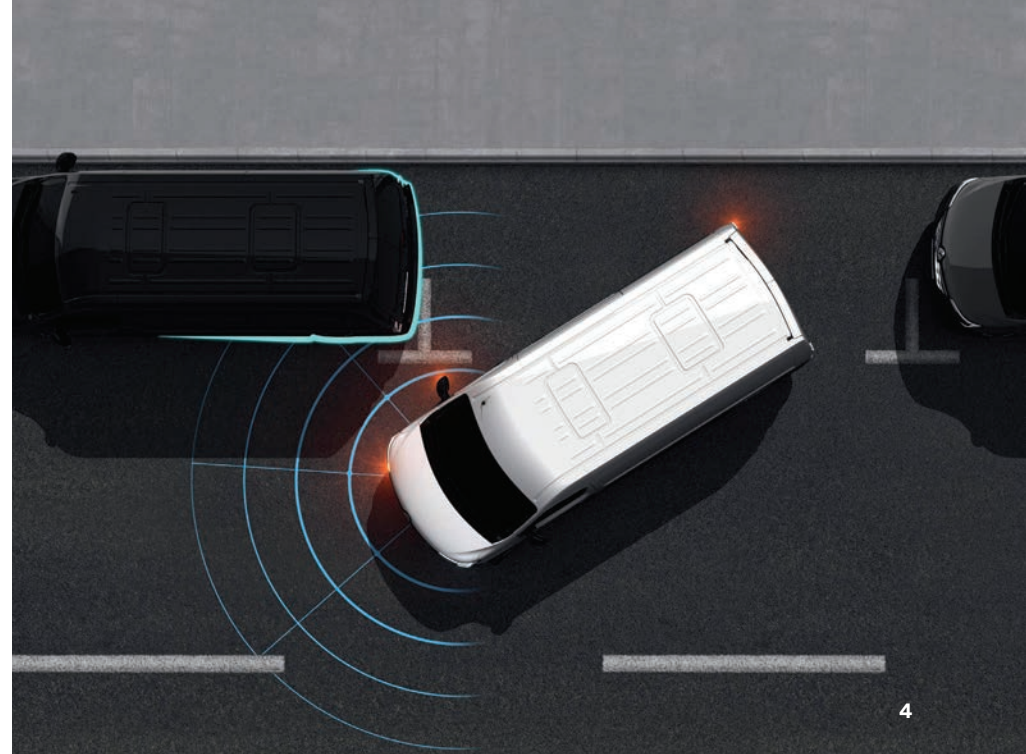


performance and safety

1. **blindspot monitoring***: Safely change lanes with the help of the optional Blind Spot Monitoring System.
2. **high-beam assist***: Automatically dips the high beams when there is an oncoming vehicle. Once the vehicle has safely passed, the Master will automatically reactivate the high beams. (Part of the Convenience Pack).
3. **hill start assist**: Prevent any unnecessary roll back of the vehicle with Hill Start Assist.

overseas model shown.

*optional as part of the convenience pack on manual transmission versions only





4. front parking sensors*: With the optional front parking sensors, you'll be able to safely manoeuvre out of even the tightest of spaces.

5. rear parking sensors: Fitted standard on the manual versions, the rear parking sensors will alert you to anything behind you so you can reverse with confidence.

rear view camera: You can handle any parking space with ease and reverse safely and confidently.





front or rear-wheel drive?

1. **Master Van front-wheel drive.** Excellent driving comfort, low loading height and fuel economy.

Does your business involve the transport of heavy, cumbersome and/or fragile loads? Master has two technical choices to meet your requirements: a front-wheel drive version and a rear-wheel drive version. Which to choose? Each offers unrivalled road handling and has its own advantages.

2. **Master Van rear-wheel drive.** High payloads and enhanced traction.

Master Front-Wheel Drive* and its 3 different lengths is perfect for payload and road transport. But if you're looking for traction as a priority, choose Master Rear-Wheel Drive, capable of transporting the heaviest loads on the rear axle and towing a trailer up to 3t**. After all, what better than to have a choice?

a van for every business

There's no such thing as a "one-size-fits-all" van, and that's why Master comes with cargo volumes of 8 to 17 cubic meters, front or rear wheel drive powertrains and payloads of 1.6 to 2.2 tonnes.

1. front-wheel drive panel van.
2. rear-wheel drive panel van.



1



2



colour palette



Mineral White (S)



Urban Grey (S)



Star Grey (M)



Pearlescent Black (M)



Persian Blue (S)



Tempest Blue (M)

S : Solid paint
M : Metallic
photos not contractually binding.
overseas models shown.



Carmen Red (S)

ambience



Pro

safety & security

- Anti-Lock Braking System (ABS)
- Electronic Brake Force Distribution (EBD)
- Emergency Brake Assist (EBA)
- Electronic Stability Control (ESC)
- grip x-tend
- hill start assist
- rear parking sensors* and rear view camera
- 3-point seat belts w/ pre-tensioner and driver height adjustment
- driver seat belt warning
- driver & passenger front airbags
- driver side airbags
- Renault Anti-Intruder Device (R.A.I.D)
- 2-button foldable key
- remote central locking
- one-touch door locking
- engine immobiliser
- halogen headlights
- front LED daytime running lights
- automatic dusk sensing headlights
- automatic rain sensing wipers
- manual height adjustable headlights
- rear fog lights

- variable speed windscreen wipers
- cruise control & speed limiter
- brake pad wear indicator

interior features

- dark cloth seat upholstery
- day/night rear view mirror
- height, reach & lumbar adjustable driver's seat w/ armrest
- dual passenger bench seat w/ fold down centre seat & seat back table
- front head rests x 3 (2 height adjustable)
- power steering
- height adjustable steering column
- wide view mirror
- overhead storage shelf
- 3 large dashboard storage compartments
- 5 x cup holders (dash x 2, console x 1, seat back x 2)
- drink bottle door storage x2
- electric front windows w/ driver one-touch control
- manual air conditioning w/ pollen filter
- rear window demister

- coat hooks x2
- digital clock w/ air temperature display

exterior features

- body side protection mouldings
- integrated front bumper step
- left sliding door - unglazed
- front & rear mud flaps
- 16" steel wheel with small hub caps
- spare wheel (under body)
- electric adjustable door mirrors w/ wide angle blind spot mirror

cargo area

- interior cargo bay light
- 12V aux power outlet
- steel bulkhead - glazed
- cargo tie downs

options

- **trade pack (FWD)**
 - wooden floor
 - full height timber wall lining
 - rear steps (std on RWD)
 - LED ceiling lights
- **trade pack (RWD)**
 - wooden floor
 - full height timber wall lining
 - LED ceiling lights
- **business pack**
 - fog lights
 - hands free key card
 - chrome interior & exterior rims
- **convenience pack (manual transmission only)**
 - auto high/low beam
 - lane departure warning
 - blind spot warning
 - front parking sensors

layout diagrams

closed transport

You have a wide range of different needs, which can be met by the wide range of interior fittings and length x height combinations of Renault Master, with a load volume of from 8 m³ to 17 m³.



front-wheel drive panel van




rear-wheel drive panel van

dimensions


Model	SWB FWD MT Pro	SWB FWD AT Pro	MWB FWD MT Pro	MWB FWD AT Pro	LWB FWD MT Pro	LWB FWD AT Pro	LWB RWD MT Pro	ELWB RWD MT Pro
Dimensions (mm)								
Wheelbase	3,182		3,682		4,332		3,682	4,332
Front Track	1,750							
Rear Track	1,730						1,612	
Overall Height (Unladen)	2,310		2,499		2,488		2,549	2,808
Overall Width (excl. Standard Door Mirrors)	2,070							
Overall Width (excl. Standard Door Mirrors)	2,470							
Overall Length	5,075		5,575		6,225			6,875
Maximum Cargo Bay Length	2,583		3,083		3,733			4,383
Maximum Cargo Bay Width	1,765							
Cargo Bay Width Between Wheel Arches	1,380						1,080	
Maximum Cargo Bay Height	1,700				1,894		1,798	2,048
Front Overhang	869							
Rear Overhang	1,024						1,674	
Loading Sill Height (Laden/Unladen)	Min: 550 / Max: 564		Min: 548 / Max: 562		Min: 543 / Max: 557		Min: 706 / Max: 724	Min: 706 / Max: 724
Minimum Ground Clearance	218		214				213	214
Width of Sliding Door(s)	1050		1270					
Height of Sliding Door(s)	1,581		1,780				1,684	
Rear Door Width					1,580			
Rear Door Height	1,627		1,820				1,724	

dimensions

front-wheel drive panel van



rear-wheel drive panel van





overseas model shown

options

- 1. interior cargo lining:** With the optional high quality interior wood lining, the cargo area of your van will be protected from the constant loading and un-loading.
- 2. fog lights:** With the optional fog-lights, you'll be even more present on the roads.
- 3. LED lighting:** Make loading and un-loading at night even easier with the optional LED interior lighting.
- 4. smart rear view mirror:** The optional smart mirror displays permanently so you can see what is going on behind you, and improves visibility and safety at all times.



genuine accessories

1. smartphone support
2. safety & first aid kit
3. carpet floor mats - front
4. alarm



1



2



3





4

previous Master model depicted

5 & 6. security mesh

- 7. accessory wall kit:** The accessory wall kit comes in specially cut sheets that ensure a perfect fit made in Birch plywood wall panelling with a Polypropylene coating which is pre-cut and drilled. The flooring also comes in specially cut sheets that ensure a perfect fit, which helps move the load easily into and out of the van. The flooring is made from a hardwood form ply with a non-slip surface for additional stability of the load during transport. It is hard wearing and has an oil and water resistant film coating. (the wall and flooring kits are sold separately).





high-performance and more efficient engines

"Twin Turbo" technology

It enables a diesel engine* to combine torque at low speeds and high power with immediate benefit to driving pleasure. It incorporates two standard-mounted turbochargers:

- the first turbo provides high torque from low speeds to give you greater responsiveness when pulling away and restarting;
- the second turbo takes over at higher speeds, letting you use more power without running out of steam for smooth, steady, linear acceleration.

technical specifications

Model	SWB		MWB		LWB		ELWB	
	L1H1 FWD		L2H2 FWD		L3H2 FWD		L3H2 RWD	L4H3 RWD
Transmission	MT	AMT	MT	AMT	MT	AMT	MT	
Seating Capacity	3							
Engine								
Type	2.3L Diesel							
Capacity (cc)	2,299							
Number of Cylinders/Valves	4/16							
Bore x Stroke (mm)	85 x 101.3							
Maximum Power (kW @ rpm)	120 @ 3500	110 @ 3500	120 @ 3500	110 @ 3500	120 @ 3500	110 @ 3500	120 @ 3500	
Maximum Torque (Nm @ rpm)	360 @ 1500	350 @ 1500	360 @ 1500	350 @ 1500	360 @ 1500	350 @ 1500	360 @ 1500	
Fuel Type	Diesel							
Fuel Injection Type	Twin-Turbo & Intercooled Direct Injection Diesel	Turbocharged & Intercooled Direct Injection Diesel	Twin-Turbo & Intercooled Direct Injection Diesel	Turbocharged & Intercooled Direct Injection Diesel	Twin-Turbo & Intercooled Direct Injection Diesel	Turbocharged & Intercooled Direct Injection Diesel	Twin-Turbo & Intercooled Direct Injection Diesel	
Transmission								
Type	6 Speed Manual / 6 Speed Automated Manual							
Driven Wheels	Front			Rear				
Speeds at 1000 rpm in:	1st gear	6.75			5.93			
	2nd gear	12.64			11.5			
	3rd gear	20.36			17.1			
	4th gear	28.95			23.36			
	5th gear	37.36			30.55			
	6th gear	40.34			38.22			
Steering								
Turning Circle - Kerb to Kerb (M)	12		13.6		15.7			
Turns Lock-to-Lock	3.8							
Wheels & Tyres								
Wheel Diameter (inches)	6.5 J16			5.5 J16				
Tyres (Front)	225/65 R16 (Single)			195/75 R16 (Single)				
Tyres (Rear)				195/75 R16 (Dual)				
Braking								
Front Braking System (Diameter x Thickness)	302 x 28 Disc							
Rear Braking System (Diameter x Thickness)	305 x 12 Disc			302 x 18 Disc				
Capacity								
Fuel Tank (litres)	100							
Weights (kg)								
Kerb Weight	1823		1887		1977		2253	
Gross Vehicle Mass			3510				4495	
Payload	1687		1623		1533		2242	2132
Front Axle Load (Max)	1850							
Rear Axle Load (Max)	2100				3200			
Maximum Towing Weight, Braked	2500				3000			
Maximum Towing Weight, Unbraked	750							
Maximum Towing Weight, Download	200							
Volume m³								
Cargo Bay Load Volume	8		10.8		13		12.4	17

product features

Model	SWB		MWB		LWB		ELWB	
	FWD Manual Pro	FWD Automated Pro	FWD Manual Pro	FWD Automated Pro	FWD Manual Pro	FWD Automated Pro	RWD Manual Pro	RWD Manual Pro
Safety & Security								
ABS (Anti-Lock Braking System)	●	●	●	●	●	●	●	●
EBA (Emergency Brake Assist)	●	●	●	●	●	●	●	●
EBD (Electronic Brake Force Distribution)	●	●	●	●	●	●	●	●
ESC (Electronic Stability Control)	●	●	●	●	●	●	●	●
Hill Start Assist	●	●	●	●	●	●	●	●
Grip X-tend	●	●	●	●	●	●	●	●
Rear parking sensors	●	-	●	-	●	-	●	●
Rear view camera	●	●	●	●	●	●	●	●
3-Point seat belts w/ pre-tensioner and driver height adjustment	●	●	●	●	●	●	●	●
Driver seat belt warning	●	●	●	●	●	●	●	●
Driver & passenger front airbags	●	●	●	●	●	●	●	●
Driver side airbags	●	●	●	●	●	●	●	●
Renault Anti-Intruder Device (R.A.I.D)	●	●	●	●	●	●	●	●
2-button foldable key	●	●	●	●	●	●	●	●
Remote central locking	●	●	●	●	●	●	●	●
One-touch door locking	●	●	●	●	●	●	●	●
Engine immobiliser	●	●	●	●	●	●	●	●
Halogen headlights	●	●	●	●	●	●	●	●
Front LED Daytime Running Lights	●	●	●	●	●	●	●	●
Automatic dusk sensing headlights	●	●	●	●	●	●	●	●
Automatic rain sensing wipers	●	●	●	●	●	●	●	●
Manual height adjustable headlights	●	●	●	●	●	●	●	●
Automatic high/low beam function	Opt pack	-	Opt pack	-	Opt pack	-	Opt pack	Opt pack
Front fog lights	Opt pack	Opt pack	Opt pack	Opt pack	Opt pack	Opt pack	Opt pack	Opt pack
Rear fog lights	●	●	●	●	●	●	●	●
Variable speed windscreen wipers	●	●	●	●	●	●	●	●
Cruise Control & Speed Limiter	●	●	●	●	●	●	●	●
Brake pad wear indicator	●	●	●	●	●	●	●	●
Keyless entry system	Opt pack	Opt pack	Opt pack	Opt pack	Opt pack	Opt pack	Opt pack	Opt pack
Blind Spot Warning	Opt pack	-	Opt pack	-	Opt pack	-	Opt pack	Opt pack
Lane Departure Warning	Opt pack	-	Opt pack	-	Opt pack	-	Opt pack	Opt pack
Interior								
Dark cloth seat upholstery	●	●	●	●	●	●	●	●
Day/night rear view mirror	●	●	●	●	●	●	●	●
Height, reach & lumbar adjustable driver's seat w/ armrest	●	●	●	●	●	●	●	●
Isringhausen® Driver's suspension seat (n/a w/ driver side airbag)	○	○	○	○	○	○	○	○
Dual passenger bench seat w/ fold down centre seat & seat back table	●	●	●	●	●	●	●	●
Height, reach & lumbar adjustable single passenger seat w/ side airbag	○	○	○	○	○	○	○	○
Front head rests x 3 (2 height adjustable)	●	●	●	●	●	●	●	●
Premium dahsboard with chrome trims	Opt pack	Opt pack	Opt pack	Opt pack	Opt pack	Opt pack	Opt pack	Opt pack
Power steering	●	●	●	●	●	●	●	●
Height adjustable steering column	●	●	●	●	●	●	●	●
Wide view mirror	●	●	●	●	●	●	●	●
Overhead storage shelf	●	●	●	●	●	●	●	●
3 Large dashboard storage compartments	●	●	●	●	●	●	●	●
5 x Cup holders (dash x 2, console x 1, seat back x 2)	●	●	●	●	●	●	●	●
Drink bottle door storage x2	●	●	●	●	●	●	●	●
Electric front windows w/ driver one-touch control	●	●	●	●	●	●	●	●
Manual air conditioning w/ pollen filter	●	●	●	●	●	●	●	●

Model	SWB		MWB		LWB		ELWB	
	FWD Manual Pro	FWD Automated Pro	FWD Manual Pro	FWD Automated Pro	FWD Manual Pro	FWD Automated Pro	RWD Manual Pro	RWD Manual Pro
Rear window demister	●	●	●	●	●	●	●	●
Coat hooks (x2)	●	●	●	●	●	●	●	●
Digital clock w/ air temp display	●	●	●	●	●	●	●	●
Technology								
Instrument display with 3.5" screen	●	●	●	●	●	●	●	●
MediaNav 7" touchscreen media & navigation system w/ Apple CarPlay* and Android* Auto smartphone replication	●	●	●	●	●	●	●	●
Bluetooth* hands-free w/ audio streaming	●	●	●	●	●	●	●	●
Gear shift indicator	●	●	●	●	●	●	●	●
2x15w CD/MP3 - FM/AM radio w/ steering mounted controls	●	●	●	●	●	●	●	●
Start&Stop (idle stop - programmable)	●	-	●	-	●	-	●	●
ECO mode	●	-	●	-	●	-	●	●
ESM (Energy Smart Management)	●	●	●	●	●	●	●	●
USB Audio input & 3.5mm Aux jack	●	●	●	●	●	●	●	●
12v Auxilliary power outlet	●	●	●	●	●	●	●	●
Eaton* automatic differential lock	-	-	-	-	-	-	○	○
Exterior features								
Body side protection mouldings	●	●	●	●	●	●	●	●
Integrated front bumper step	●	●	●	●	●	●	●	●
Integrated rear bumper step	Opt pack	Opt pack	Opt pack	Opt pack	Opt pack	Opt pack	●	●
Left sliding door - unglazed	●	●	●	●	●	●	●	●
Right & left sliding doors - unglazed	○	○	○	○	○	○	○	○
Left sliding door , Right panel - glazed	○	○	○	○	○	○	○	○
Rear 180 barn doors - glazed	●	●	-	-	-	-	-	-
Rear 270 barn doors - glazed	-	-	●	●	●	●	●	●
Front & rear mud flaps	●	●	●	●	●	●	●	●
16' steel wheel - with small hub caps	●	●	●	●	●	●	●	●
Spare wheel (under body)	●	●	●	●	●	●	●	●
Exterior chrome trims	Opt pack	Opt pack	Opt pack	Opt pack	Opt pack	Opt pack	Opt pack	Opt pack
Electric adjustable door mirrors w/ wide angle blind spot mirror	●	●	●	●	●	●	●	●
Cargo area								
Mid-height wooden cargo bay lining	-	-	●	●	●	●	●	●
Full height wooden protection lining	Opt pack	Opt pack	Opt pack	Opt pack	Opt pack	Opt pack	Opt pack	Opt pack
Anti slip timber floor	Opt pack	Opt pack	Opt pack	Opt pack	Opt pack	Opt pack	Opt pack	Opt pack
Interior cargo bay light	●	●	●	●	●	●	●	●
LED cargo bay lighting	Opt pack	Opt pack	Opt pack	Opt pack	Opt pack	Opt pack	Opt pack	Opt pack
12V Aux power outlet	●	●	●	●	●	●	●	●
Steel bulkhead - glazed	●	●	●	●	●	●	●	●
Cargo tie downs	●	●	●	●	●	●	●	●

● = Standard; ○ = Factory Option; - = Not available

Features and specifications are subject to final inspection by Renault Australia upon vehicle arrivals.

product features

Model	SWB		MWB		LWB		ELWB	
	FWD Manual Pro	FWD Automated Pro	FWD Manual Pro	FWD Automated Pro	FWD Manual Pro	FWD Automated Pro	RWD Manual Pro	RWD Manual Pro
Options								
Trade Pack - Timber floor w/ anti slip finish - Full height ply side protection lining - LED cargo bay lighting - Integrated rear bumper step								
Opt pack								
Business Pack - Premium dahsboard with chrome trims - Exterior chrome trims - Front fog lights - Hands-free entry system								
Opt pack								
Convenience Pack								
Blind Spot Warning								
Lane Departure Warning	Opt pack		Opt pack		Opt pack		Opt pack	
Automatic high/low beam function								
Single Options								
Left & Right Sliding doors - Glazed (N/A with Trade Pack)	o	o	o	o	o	o	o	o
Right sliding door	o	o	o	o	o	o	o	o
Isringhausen® Driver suspension seat – no driver side airbag (N/A with single passenger seat)	o	o	o	o	o	o	o	o
Single passenger seat – dual side airbags (N/A with driver suspension seat)	o	o	o	o	o	o	o	o
Differential lock (RWD only)	-	-	-	-	-	-	o	o
Smart rear view mirror	o	o	o	o	o	o	o	o
Warranty								
5 Years / 200,000 km	●	●	●	●	●	●	●	●

● = Standard; o = Factory Option; - = Not available
Features and specifications are subject to final inspection by Renault Australia upon vehicle arrivals.

services

renault at your side

When you choose a Renault Commercial Vehicle, you enjoy years of worry-free motoring, backed by a trusted and reliable brand.



*Conditions apply

Comprehensive Warranty

With over 100 years of Commercial Vehicle history, our experience is reflected in the design, performance and quality of every vehicle we sell. We're so confident of the quality in your Renault Trafic, we back it with a 5 Years / 200,000 km Warranty.

24/7 Roadside Assistance

In the unlikely event you breakdown, you're backed by Renault's 24/7 Roadside Assistance for up to 5 years from your initial purchase. Simply call 1800 009 008 and we'll provide the support you need. Available 24/7, 365 day a year, all across Australia.

Capped Price Servicing

For easy budgeting, enjoy Capped Price Services for the first 5 scheduled maintenance services. Plus, to minimise disruption to your business, authorised Renault dealers also have low-cost loan vehicles available to use. Authorised Renault Dealers have Registered Renault Factory Trained Technicians (COTECHs) and only use genuine Renault parts, equipment and tools specially designed for your Renault. There is also a 1 year parts and labour guarantee on all repairs. With a clear, simple and transparent pricing structure for all servicing, Renault provide reassurance, when you need it most. .



renault pro+



service + expertise + convenience

Renault Pro+ Dealer staff are dedicated to providing you with the highest level of personal service to help you find the best vehicle solution for your business.

They have specialist training and are enthusiastic about using their expert knowledge of the Renault commercial range to find the vehicle that is right for you at an affordable price.

Pro+ Dealers provide a wide range of extra services to business customers to keep you mobile and productive. When you visit a Renault Pro+ Dealer you can expect service that is designed to let you focus on your No.1 priority – your business.

the specialised renault pro+ network




overseas model shown

Pro+ Dealers have to meet extra standards to be eligible to become commercial vehicle specialists within the Renault network.



Specialists at your service

Highly trained salespeople and service advisors with the extra skills required to sell and service commercial vehicles.



Decisions made easier

With more vehicles available, including conversions, choosing the right vehicle for your business is easy at a Renault Pro+ Dealer.



Your mobility guaranteed

A range of extra services to keep you mobile - extended workshop hours, on-site pick up and delivery, free service loan vehicles and more.



For more information visit renault.com.au

For more information, call 1800 009 008 or visit www.renault.com.au. Details are correct at the time of publication and are subject to change. Vehicles depicted in this brochure are overseas models and are shown for illustration purposes only; Australian vehicles may differ in features, specifications, equipment, accessories and/or colour. RVDA Pty Ltd reserves the right to discontinue or change its models at its discretion and without prior notice, including features, specifications, equipment, accessories available and colour. The colours in the photographs may vary from actual colours. Please consult your Renault dealer for the latest information on models, features, specifications, prices, options and availability. Publication date - December 2021. RVDA Pty Ltd, 2A Hill Road, Lidcombe NSW 2141.

Renault recommends 

