

NEW



FASTRAC | 8000 SERIES

Rated power: 8330 250kW (335hp) Rear lift capacity: 10 tonnes





Discover the difference

Just one look tells you the Fastrac 8000 is different. Discover how greater speed, comfort, productivity, safety and versatility can make the difference to you and your business.

The new Fastrac 8000 is the largest and most powerful JCB tractor yet. It is faster, more comfortable, more versatile and has more safety features than any other tractor in its class, letting you get even more done in a day.





SPEED WITH SAFETY.

THE FASTEST PRODUCTION TRACTOR IN THE WORLD WITH A TOP SPEED OF 70KPH AND MORE SAFETY FEATURES THAN ANY OTHER TRACTOR. THAT'S THE BIG FASTRAC DIFFERENCE.

Lighter, responsive steering.

- 1 New and exclusive hydrostatic dual steering system significantly reduces operator effort whilst meeting the exceptional safety standards for high speed tractors (>37mph/60kph).
- 2 On the road, the new steering is precise and well weighted, which makes driving the largest Fastrac even more of a pleasure – especially with all the essential safeguards on a tractor built for speed.
- 3 Add the Rapid Steer option to reduce lock to lock turn of the steering wheel by 50% and make headland and other field manoeuvres quicker and easier.
- 4 The GPS ready capability allows for hands free steering which maximises efficiency by minimising overlaps and accuracy at up to 25mph (40kph) for spraying and spreading applications.



Stops consistently quicker than any conventional tractor.

Another unique Fastrac feature – external brakes on both axles and powerful twin calipers with air-over hydraulic operation to meet EU truck standards to stop consistently up to 15% quicker than conventional tractors.

Advanced anti-lock system (ABS) retains stability and steering while optimising braking performance – on the road, along farm tracks and in the field. A trailer ABS connection is standard too.

The Fastrac's fail-safe set-up ensures the brakes are applied in the event of a loss of pressure. A transmission disc park brake holds the tractor securely and applies air brakes on a trailer, tanker or spreader too.

Optional road performance package incorporates traction control and hill hold feature, unique to JCB.



4



5



6




7

ULTIMATE COMFORT.

THE ONLY TRACTOR WITH ALL-ROUND SUSPENSION. IT'S JUST ONE MORE UNIQUE FEATURE THAT MAKES THIS TRACTOR DIFFERENT FROM THE REST.


Driving is believing.

- 1 If you've never experienced the Fastrac from behind the wheel you can't appreciate just how much smoother the ride comfort is in the field and on the road.
- 2 Mid-mounted cab location, all-round suspension and high-spec air seat ensure a ride that's second to none.
- 3 Active rear suspension quickly responds to the added weight from a rear mounted implement or rear deck equipment this maintains ground clearance and stability. The option of up to 1600kg of additional rear deck weight also helps improve traction even on soft ground.
- 4 At the front, robust coil spring and damper suspension for the front axle contributes to the Fastrac's incomparable ride.



■ We all know that front axle suspension improves traction by eliminating wheel hop – well it's also true for rear axle suspension. That's one reason for the exceptional tractive effort generated by the Fastrac's tyres.

■ With a top speed of 43mph (70kph), this is one fast tractor! Yet the vehicle dynamics means sure-footed stability in corners and on the straights, whether carrying mounted implements to the next job or towing a trailer, spreader or tanker.



WORKING CLASS.

THE NEW COMMAND PLUS CAB IS THE LARGEST ON THE MARKET WITH BEST-IN-CLASS COMFORT, VISIBILITY AND ERGONOMICS. AS SOON AS YOU STEP IN YOU'LL SEE THE DIFFERENCE.

1 Space, comfort, practicality – three words that sum up the Fastrac's new Command Plus cab. All-round visibility is great, all controls are placed easily to hand, and there's a full-size instructors seat, so everyone rides safely in comfort.

2 Leather trim is the ultimate luxury for a comfortable and supportive driver's seat that can rotate fully 50 degrees right and 20 degrees left.

3 Attaching the slim instrument casing to the steering column means it remains visible however the wheel can be adjusted for reach and angle without impeding forward visibility.

4 Forward-raked 'A' pillars make the doorways bigger and increase interior spaciousness, while the near-vertical windscreen reduces heat absorption on a sunny day.



There is audio input compatibility with the sound system, or specify a Bluetooth radio.

Everything to hand.

- 5** Deep door glass and rear three quarter opening windows ensure good forward, side and over-the-shoulder visibility. The 220 degree wiper provides maximum visibility in all weathers.
- 6** Seat-mounted console houses the most frequently used control switches and dials with a generously padded armrest built in.
- 7** Switches used less often are arranged logically on the right-hand cab pillar – out of the way but within easy reach when needed.
- 8** Optional electric cool box stores food and drinks. A folding moulded seat back forms a handy flat surface that's ideal for lunch breaks and making notes for field records.
- 9** Climate control air conditioning keeps the temperature comfortable and quickly de-mists the windows on early mornings. Opening rear three-quarter windows add natural ventilation and a fixed roof window option floods the cab with light.
- 10** Extra lamps in the bonnet and optional LED work lights illuminate the area around the tractor as if it were daytime!
- 11** External LED work light remains on to give you time to exit the cab safely and proceed on your journey home.



GREATER PRODUCTIVITY.

WITH FASTER ROAD AND IN-FIELD SPEEDS PLUS UNIQUE ALL-ROUND SUSPENSION, THE NEW FASTRAC 8000 SERIES WILL QUICKLY MAKE A BIG DIFFERENCE.

It's a brilliant draft work tractor...

1 With near 50:50 static weight distribution, tyres up to 900/50 R42 and the traction advantages of suspension on both axles, the Fastrac 8290 and 8330 are ideally equipped for heavy draft work.

2 Ingenious Activ Traction manages engine torque to keep the Fastrac's tyres gripping whilst minimising tyre wear, especially in tricky surface conditions.

3 Powerful hydraulics with plenty of flow meet the demands of implements such as air drills through six double-acting electric spool valves and 'power beyond'. Up to 140-litres/min per valve slice using an oil supply separate from the transmission to prevent contamination.



Activ Traction





...and brilliant with trailed equipment too!

4 Properly equipped for its 43mph (70kph) top speed with all-round suspension and truck standard air braking, the Fastrac moves from job to job quicker and more securely than any other tractor of its size and power.

5 No holding back – a rough field surface is no deterrent to Fastrac operators with all round suspension and a high-spec air seat smoothing the way, so baling, spreading and spraying operations can be completed quickly and more productively.



BEST-IN-CLASS **VERSATILITY.**

A PURPOSE-DESIGNED CHASSIS MAKES THE DIFFERENCE WHEN IT COMES TO GREATER IMPLEMENT MOUNTING VERSATILITY. SO WHEREVER YOU ARE IN THE WORLD, WHATEVER YOUR APPLICATION, THE FASTRAC DELIVERS.

Handles with care.

1 The Fastrac's powerful Category III rear hitch lifts a genuine 10,000kg to handle big ploughs, cultivators and mounted drills. Sensitive electronic draft control helps maintain traction under heavy load.

2 For added productivity, use the optional Category II integrated front hitch with 3500kg capacity, handy external lift/lower control and fold-away arms to operate front mounted implements.

3 For top traction, use the 2.5 tonne capacity load deck to carry 900kg or 1600kg ballast weights to exploit the tractor's 16,000kg maximum gross vehicle weight.

4 Purpose-designed chassis gives more implement-mounting versatility than any other tractor in its class.

5 New heavy-duty axles can be used at 3m track width for controlled traffic and row crop applications.





ALL THE POWER YOU NEED.

THE BEST POWERTRAIN AND SUSPENSION SYSTEM COMBINE TO DELIVER THE ULTIMATE IN POWER, TORQUE AND TRACTION TO REALLY MAKE THE DIFFERENCE IN ANY SITUATION.

Power on demand.


1 Choose the performance level that suits your land, cropping and equipment – with outputs up to 335hp (250kW) and 1440Nm, there's no shortage of power or torque.

2 Performance-proven 8.4-litre, six-cylinder engine delivers economical power with new twin turbocharger installation bringing sharp responses and high torque ratings across a wide range of engine speeds.

Highly efficient SCR and DOC emissions control technology meets Euro Stage IV and US Tier 4 Final emissions standards without added service demands.

3 Emissions control equipment is installed without impeding superb all-round visibility from the new CommandPlus cab.

Enhanced control software ensures the engine and CVT transmission work as an integrated driveline even more effectively and efficiently.



Efficient power delivery.

- 4** CVT transmission with improved cruise control functions ensures optimum use of power and torque, with seamless acceleration and power delivery, ideal ground speed for every operation, and ultra-fine speed control for top-quality work with all implements.
- 5** Unique Powershift mode has 15 speeds for field work, 10 for road use – an ideal option for less experienced operators.
- 6** Highly efficient two speed rear PTO (540E/1000rpm) and the optional front PTO (1000rpm) provide mechanical drive for both front and rear implements.
- 7** Drive on the accelerator pedal or use the joystick controller; engage cruise control or change speed on the fly – whichever best suits the situation and the driver's preference.



TOTAL CONTROL.

LIKE ALL COLOUR TOUCH SCREEN TERMINALS, THE FASTRAC IS DESIGNED TO PUT ALL ESSENTIAL COMMAND AND CONTROL FUNCTIONS AT THE OPERATOR'S FINGERTIPS. BUT WITH OURS, THE DIFFERENCE IS CLEAR.

A touch easier.

Large icons on the Fastrac touch screen terminal are easier to finger-tap on the move; intuitive navigation gets quickly to the functions the operator wants to set or adjust.

With just a few simple taps of the screen, select the main tractor functions, set up PTO, diff lock and 4wd cut-outs or adjust timing and flow at the electronic spool valves to suit different implements.

Create and save up to 5 sequences each with up to 15 steps in the Headland Turn Assist section to minimise control workload at the end of each run across a field.

Select different work-light combinations, allocate multiple functions to the joystick buttons and customise the display to individual tastes.



EASY SERVICING AND MAINTENANCE.

WHEN IT COMES TO ROUTINE SERVICING AND MAINTENANCE YOU'LL EVEN NOTICE THE DIFFERENCE HERE. QUICK AND EASY ACCESS MEANS REDUCED DOWNTIME FOR THE NEW FASTRAC 8000 SERIES.

Designed with care.

- 1 Quick and easy access encourages regular service attention for a long and reliable working life – so the high-lift bonnet and fold-out cooling system make it easy to give your Fastrac the attention it deserves.
- 2 Dip the oil without lifting the bonnet, top up fuel, DEF (AdBlue) and oil for the hydraulics with ease as the fillers are all on the same side.
- 3 Reaching the batteries, battery isolator and brake fluid reservoirs could not be easier – just open a panel behind the right-hand cab steps.
- 4 External disc brake assemblies provide exceptional service access reducing service and maintenance downtime.



DESIGNED TO PASS ANY TEST.

HOT WEATHER, COLD WEATHER, RAIN, SNOW, FOG, DUST AND MUD. THE NEW FASTRAC 8000 SERIES HAS BEEN TESTED TO WORK IN EVERY CONDITION. SO WHEREVER AND WHENEVER YOU WORK, YOU WON'T NOTICE A DIFFERENCE IN PERFORMANCE.

Tried, tested, trusted.

1 From the fields of Europe to the snowy landscapes of Scandinavia; and from the chill of the Arctic to the searing heat of Africa we test our Fastrac tractors to the extreme.

2 Every nut and bolt, every moulding and fabrication, every sub-assembly and major component must work to the standard expected of every JCB machine.

3 Durability is designed-in and built-in; we change, improve and refine in response to customer feedback and to meet the high standards we set ourselves – and those of our customers.

4 To ensure optimum operation in the coldest climates the DEF (Ad Blue) system is fully prepared for harsh winter temperatures, heated supply lines and in tank heating ensures optimum performance in the coldest of climates.



A PROUD HERITAGE.

WE'VE BEEN MAKING THE DIFFERENCE FOR OVER 25 YEARS. AND EVERYTHING WE'VE LEARNED ABOUT BUILDING THE WORLD'S MOST VERSATILE AND PRODUCTIVE TRACTORS IS DISTILLED INTO THE NEW FASTRAC 8000 SERIES.

Experience makes the difference.

We've been building Fastrac tractors since 1991; they have been continually evolving.

Today's versions are very different but they still possess a unique combination of features that deliver unrivalled speed, safety, comfort, productivity and versatility.

With three ranges covering 160hp to 335hp (119kW to 250kW) there has never been a better choice of Fastrac – it's all the tractor you will ever need.



Original prototype 1991



185 Fastrac – 1994



3155/3185 Fastrac – 1998



3190/3220 – 2002

LIVELINK, WORK SMARTER.

JCB LIVELINK IS AN INNOVATIVE SOFTWARE SYSTEM THAT LETS YOU MONITOR AND MANAGE YOUR MACHINES REMOTELY – ONLINE, BY EMAIL OR BY MOBILE PHONE. LIVELINK GIVES YOU ACCESS TO A WHOLE HOST OF USEFUL DATA, INCLUDING MACHINE ALERTS, FUEL REPORTS AND EVENT HISTORY INFORMATION. ALL YOUR MACHINE INFORMATION IS HANDLED AT A SECURE DATA CENTRE FOR YOUR PEACE OF MIND.

Productivity and cost benefits

For ultimate productivity and cost-saving, JCB LiveLink provides information like idle time monitoring and machine fuel consumption to help reduce your fuel usage. Machine location information can improve fleet efficiency and you may even enjoy reduced insurance costs courtesy of the added security that LiveLink brings.



Maintenance benefits

JCB LiveLink makes it easy to manage machine maintenance. Accurate hours monitoring and service alerts improve maintenance planning, and real-time location data helps you manage your fleet. You'll also have access to critical machine alerts and maintenance history records.



Security benefits

Keep your machine operating safely with JCB LiveLink. Real-time geofencing alerts tell you when machines move out of predetermined operating zones, and real-time curfew alerts inform you if machines are being used when they're not supposed to be. Real time location information helps you store your machines in the safest places.



Note: Please consult your local dealer for Livelink availability.

HERE TO MAKE THE DIFFERENCE.

JCB'S WORLDWIDE CUSTOMER SUPPORT IS FIRST CLASS. WHATEVER YOU NEED AND WHEREVER YOU ARE, WE'LL BE AVAILABLE QUICKLY AND EFFICIENTLY TO HELP MAKE SURE YOUR MACHINERY IS PERFORMING TO ITS FULL POTENTIAL.



1 Our Technical Support Service provides instant access to factory expertise, day or night, while our Finance and Insurance teams are always on hand to provide fast, flexible, competitive quotes.

2 The global network of JCB Parts Centres is another model of efficiency; with 16 regional bases, we can deliver around 95% of all parts anywhere in the world within 24 hours. Our genuine JCB parts are designed to work in perfect harmony with your machine for optimum performance and productivity.

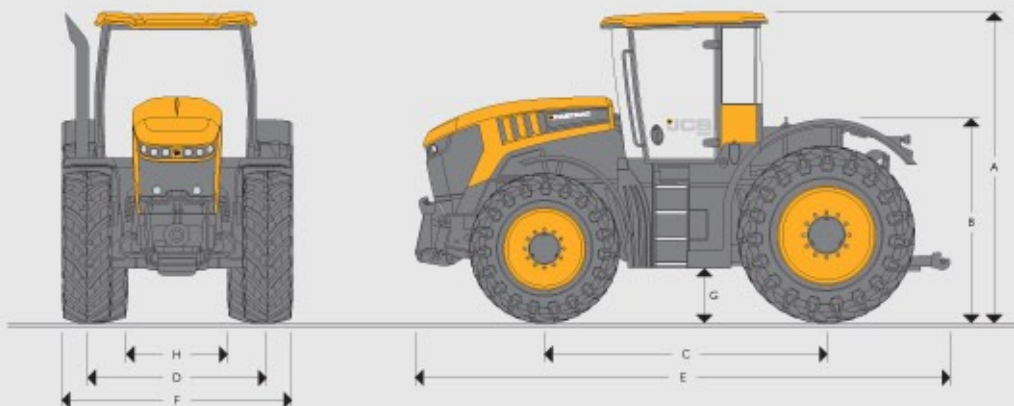


3 JCB Assetcare offers comprehensive extended warranties and service agreements, as well as service-only or repair and maintenance contracts. Irrespective of what you opt for, our maintenance teams around the world charge competitive labour rates, and offer non-obligation quotations as well as fast, efficient insurance repair work.



Note: JCB LIVELINK and JCB ASSETCARE may not be available in your region, so please check with your local dealer.

STATIC DIMENSIONS



Tyres		540/65 R34 + 710/70 R38	
A	Height over cab	m	3.38
B	Height over deck	m	1.51
C	Wheelbase	m	3.12
D	Track width	m	2.03
E	Overall length	m	5.65
F	Overall width	m	2.55
G	Ground clearance	m	0.47
H	Width between tyres	m	1.1

ENGINE

		8330	
Rated power 97/68 EC	hp (kW)	335 (250)	
Max. power 97/68 EC	hp (kW)	348 (260)	
Max. torque @ 1500rpm	Nm	1440	
Make		AGCO Power	
Model		84AWF	
Injection		Bosch CP4 common rail	
No. of cylinders		6	
Capacity	cc	8419	
Bore	mm	111	
Stroke	mm	145	
Cooling		Water	
Air cleaner		Powercore dry element	
Aspiration		Turbocharged and intercooled	

SUSPENSION

Front: Coil spring and damper.

Rear: 45mm single-acting standard.

ELECTRICAL SYSTEM

System voltage	Volt	12
Alternator output	Amp	200
Battery capacity	Amp hour	2 x 110 (2 x 950 cca)

CAPACITIES

Fuel tank	litres	600
Hydraulic tank	litres	150
Urea tank	litres	60

HYDRAULICS

Rear 3 point linkage control	Electronic raise/lower with depth, draft/position intermix, rate of drop and maximum lift height control plus external lift and lower.	
Rear 3 point linkage type	Category III: Quick attach hook ends, eye end top link.	
Rear 3 point linkage capacity	10000kg	
Front 3 point linkage (optional) control	Electronic raise/lower with depth, rate of drop and maximum lift height control plus external lift and lower	
Front 3 point linkage (optional) type	Category II: Quick attach hook ends, folding arm.	
Front 3 point linkage (optional) capacity	3500kg	

AUXILIARY HYDRAULICS

	Standard	Optional
Max. oil flow @ rated speed	l/min	178
Flow per slice	l/min	140
Operating pressure	bar	210
Spool valves	Electronic 7 position double acting with flow and time control, float position and zero leak	
Standard (Agricultural version)	3 spool valves to the rear	
Optional (Agricultural version)	4 spool valves to the rear, load sensing hydraulic connection, 1 or 2 front supplies, front free flow return	
Couplers	Quick release/spill-off piped to reservoir (front and rear)	

POWER TAKE OFF

Rear PTO type	Fully independent to front and rear (front optional)	
Actuation	Electro-hydraulic	
Rear PTO speeds	540rpm @ 1570 engine rpm, 1000rpm @ 1930 engine rpm	
Rear PTO output spline	21 spline 1" ³ / ₄ diameter + 20 spline 1" ³ / ₄	
Rear PTO type (optional)	6 spline 1 ¹ / ₄ " diameter (optional)	
Front PTO speed	1000rpm @ 2030 engine rpm (optional)	
Front PTO output spline	6 spline 1 ³ / ₄ " diameter (optional)	
8330		
PTO power	hp (kW)	310 (231)

AXLES

Type	Beam with outboard epicyclic reduction hubs.
Wheel mountings	10 stud front axle, 16 stud rear axle.
Four wheel drive engagement	Four wheel drive engagement Electrohydraulic.
Differentials	Differential lock: front and rear electro-hydraulics soft engage.

STEERING

Type	Standard: Hydrostatic dual steering system, fixed ratio. Optional: Hydrostatic dual steering system, GPS ready with Rapid Steer.
Column	Tilt and telescope adjustable

BRAKES

Type	Outboard discs with twin calipers and ABS on all four wheels.
Operation	Air over hydraulic to EEC truck specification.
Park brakes	Independent disc on transmission output
Actuation	Sprung on, air pressure off
Trailer brakes	Twin line air brakes, single line hydraulic brakes automatically applied by tractor park break, ABS 12v trailer supply socket as standard

TRANSMISSION

Type	2 range continuously variable transmission with 6 modes of operation.
Speeds (low)	0-40kph
Speeds (high)	0-70 kph

VEHICLE WEIGHTS

		Front axle	Rear axle	Total
Base machine less front linkage & FPTO	kg	5766	5323	11090
+ 540/65 R38 front + 710/70 R38 rear, front linkage & FPTO	kg	6310	5485	11796
Maximum permissible vehicle weight	kg		16000	

WHEELS AND TYRES

	Size	Track width standard mm (in)
Agricultural pattern	540/65R38 + 650/75/R38	1990 (78) + 1834 (72)
Agricultural pattern	540/65R38 + 710/70/R38	1990 (78) + 1834 (72)
Agricultural pattern	540/65R38 + 710/70R38	1990 (78) + 1834 (72)
Utility pattern	440/80R34 + 650/65R38	1990 (78) + 1900 (74.8)
Agricultural pattern (Territory dependent)	650/65R34 + 900/50 R42	2208 (87) + 2016 (80)

Front directional and rear fixed fenders. All tyres are speed rated for 65kph or 70kph.

CAB

Standard equipment includes:

Fully automatic climate control, Air suspension seat with armrest mounted transmission and auxiliary controls, Colour touch screen display, providing transmission information and setup capability, Electronic spool valves, Category 2 filtration, Front and rear wash wipe, Front sunblind, Full road lighting equipment, Auxiliary electrical and speed sensor sockets, Full size passenger seat, Lap belt for driver and passenger, Slim line backlit dashboard, Storage compartment, Radio preparation with single DIN slot and four speakers. Cable access through rear window, Rear fender mounted raise/lower and PTO switches.

OPTIONAL EQUIPMENT

Depending on model and territory:

850kg front weight, 700/900kg rear deck weight, 6 spline 1 1/4 PTO shaft, Headland Turn Assist with radar and performance monitor, Deluxe seating options, Heated front and rear screens, Electric heated mirrors with additional wide angle lens, Auxiliary audio input, Halogen and LED worklights options, External rear fender control buttons, 7 pin front power socket, 3 pin front power socket, Interior rear view mirror, Automatic rear linkage stabilisers, Hookend/hydraulic top link, Electric cool box, Rear hitch camera, Roof window, Rear window blind.



ONE COMPANY, OVER 300 MACHINES.

Your nearest JCB dealer

FASTRAC 8000 SERIES

Rated power: 8330 250kW (335hp) Rear lift capacity: 10 tonnes

JCB Agriculture, Rokester, Staffordshire ST14 5JP.

Tel: +44 (0)1889 590312 Email: salesinfo@jcb.com

Download the very latest information on this product range at: www.jcb.com

[facebook.com/JCBAg](https://www.facebook.com/JCBAg) [@JCBAgriculture](https://twitter.com/JCBAgriculture) [youtube.com/JCBAgriculture](https://www.youtube.com/JCBAgriculture)

©2014 JCB Sales. All rights reserved. No part of this publication may be reproduced, stored in a retrieval system, or transmitted in any form or by any other means, electronic, mechanical, photocopying or otherwise, without prior permission from JCB Sales. All references in this publication to operating weights, sizes, capacities and other performance measurements are provided for guidance only and may vary dependent upon the exact specification of machine. They should not therefore be relied upon in relation to suitability for a particular application. Guidance and advice should always be sought from your JCB Dealer. JCB reserves the right to change specifications without notice. Illustrations and specifications shown may include optional equipment and accessories. All images are correct at time of print. The JCB logo is a registered trademark of J.C. Bamford Excavators Ltd.

