



HINO 500

SERIES STANDARD CAB



THE SAFEST JAPANESE TRUCK IN ITS CLASS

TESTED TO THE LIMITS OF DURABILITY AND RELIABILITY

Quality, Durability and Reliability (QDR) are the principles the Hino reputation and name are built on. Now the Hino 500 Series Standard Cab takes QDR to the next level. With every component, body and engine part being tested and retested for performance and longevity in all manner of road and weather conditions. This constant drive and determination to be the best is what sets the Hino 500 Series Standard Cab apart. It combines exciting standards of technology and safety with a relentless commitment to QDR and delivering over the long run. No wonder Hino have just claimed a tenth consecutive class victory at the legendary tough Dakar Rally.



THE STREET SMART TRUCK HAS ARRIVED

Highly intelligent. Innovative. Driver-friendly. Ultra-responsive. The Hino 500 Series Standard Cab range are Australia's safest medium-duty Japanese trucks, with the most comprehensive active safety package. They take smart, easy to read instrumentation and superior driver cabin comfort to the next level. All powered by the heavy-duty A05 four-cylinder diesel engine which delivers better torque and power with reduced fuel consumption.



INNOVATION AND INSPIRATION ALL AROUND

Step inside the car-like cabin and take in the sweeping innovative instrument panel. Everything is brilliantly designed and ergonomically positioned, making inspired use of the latest smart technology to transform your driver experience for an easier and safer job.

Telematics - Hino Traq (optional)

This ingenious system links you to your truck or trucks 24/7 in real time. Get up to the minute, pinpoint-accurate truck locations, fuel efficiency and safety optimisation reports. You can even analyse and compare driver performance.

Navigation System (optional)

Get where you need to go faster and easier with the Hino truck-specific satellite navigation system. This system is live traffic-enabled with over-the-air live updates and offers alternate routing.

12V Socket & USB

Charge accessories and phone batteries on the move and always be in touch with the office or family. 2.1 output lets you easily charge your smartphone or tablet.

Multimedia Unit

Enlarged 6.5" capacitive screen. Highly intelligent system capable of connecting up to 4 multi-position cameras. Comes with Android operating system, DAB+ radio, Bluetooth with voice dialling, Wi-Fi, over-the-air updates and a range of Hino apps.

Reverse Camera

Invaluable safety feature. Waterproofed from the elements, it offers wide view, high-definition (almost 360-degree) vision along with infrared night vision. Permits driver to hear alerts when loading and unloading, via a microphone with volume control.

Driver Instrument Panel

Features an enlarged 7" LCD Multi Instrumentation Display (MID). Get instant updates about your vehicle's operation including safety, economy, transmission and vehicle control system. Steering wheel switches allow MID and cruise control operation.

BUILDING IN WORLD LEADING SAFETY FEATURES

Hino 500 Series Standard Cab takes safety into a whole other dimension. For starters, as you will discover overleaf, our engineers have taken the lead by making vitally important safety features once considered options, standard inclusions. They've also taken an active interest in your road and driver safety by incorporating Australia's most comprehensive active safety package of any Japanese medium-duty truck. It's smart safety technology that puts you ahead of the game and potential accident situations.

Anti-Slip Regulator (ASR)*

Commonly known as traction control. ASR can apply the brakes on individual wheels and control engine torque to provide enhanced traction under acceleration on slippery surfaces or when a vehicle has lost traction because it is bogged.

Vehicle Stability Control (VSC)*

VSC is designed to prevent the truck from rolling over when entering a corner too fast by monitoring the steering angle, wheel rotation speed, yaw rate and lateral G forces. VSC is also able to enhance vehicle stability on slippery surfaces by autonomously reducing engine power and applying the brakes to individual wheels, helping to prevent the truck from sliding.

Adaptive Cruise Control (ACC)*

ACC is designed to detect the vehicle in front and maintain a safe travelling distance by automatically reducing engine acceleration and activating the engine brake to slow the vehicle.

Pedestrian Detection (PD)*

Detects a pedestrian in front of the vehicle. If the system senses the possibility of a collision, a warning alert will sound for the driver to brake. Autonomous braking may also be activated to mitigate pedestrian injury.

Lane Departure Warning System (LDWS)*

Alerts the driver both visually and audibly if the truck is deviating from its lane to the right or left. Works in conjunction with the PCS system to warn of potential road danger.

Pre-Collision System (PCS)*

The system detects a vehicle in front using radar and image sensors. Should it detect the possibility of a collision, it will warn the driver through safety eye to apply the brakes using both visual and audible alerts. If the system determines imminent collision, it can autonomously apply the brakes to mitigate damage.

Anti-Lock Braking System (ABS)*

Heavy braking applications can spell potential danger for drivers and other road users. ABS modulates braking pressure to help the driver maintain vehicle control and road safety.

Photographs are representative only and may not reflect actual vehicle colours, accessories, or option packages. Please check with your dealer regarding colour order and timing for delivery.
* The driver remains solely responsible for driving safety. This safety system is a secondary aid to assist the driver and has limitation in recognition and performance. Please refer to our website videos for full details.

GETTING SERIOUSLY ACTIVE ABOUT YOUR SAFETY

Today, safety has become a prime operating consideration. When developing the Hino 500 Series Standard Cab, safety was at the centre of our engineering and design team's thinking. They set out to make safety a key part of the model's DNA. It's all been planned, designed, co-ordinated and built right into the mechanics, body components, cabin and operating systems. Little wonder the Hino 500 Series Standard Cab is Australia's safest Japanese truck in its class.

Easy Start
Innovative safety feature available on all manual models in the range. Prevents roll-back when starting on hills by maintaining brake force even after the brake pedal has been released.

Daytime Running Lamps (DRL)
When you increase your visibility, you increase your safety profile. Daytime Running Lamps are designed to run any time the truck is running to announce your presence. Boasting enhanced aesthetics as well as safety, they are standard on all FD and FE models.

Fog & Cornering Lamps
Drive safer with enhanced visibility even in foggy and misty conditions or climates. LED front and halogen rear fog lamps are standard on FD and FE models. Left and right fog lamps can operate independently as cornering lamps with indicators.

LED Headlamps
Next level technology LED headlamps are standard on all FD and FE models. LED technology provides low energy consumption and extended life with superior visibility from a whiter and brighter light.

Driver SRS Airbags
There when it's needed most. All models come with an SRS airbag-equipped steering wheel to protect the driver in the event of a front-on collision.

Cab Safety Cell
The cab is purpose designed and built in compliance with stringent standards for driver and passenger safety. All single cab* models are constructed to meet ECE R29 European crash certification.




FUP (Front Underrun Protection)
A structural feature at the bottom front of the truck 'catches' and prevents a car being trapped underneath in the event of a collision. FUP also helps keep steering intact so the vehicle can be safely steered away from further serious impact. Hino is the only Japanese truck to have standard ADR84 FUP compliance on all medium-duty models.

Photographs are representative only and may not reflect actual vehicle colours, accessories, or option packages. Please check with your dealer regarding colour order and timing for delivery.

MORE POWERFUL AND BETTER DESIGNED

At the heart of this truck is a heavy-duty A05 five-litre, four-cylinder diesel engine. It delivers superior torque, increased power, reduced RPM and lower fuel consumption, all with a cleaner exhaust. With Selective Catalytic Reduction and Diesel Particulate Reduction, it complies with the Euro6 equivalent pPNLT – post Post New Long Term – Japan’s stringent exhaust emissions standard. This ground breaking engine comes with three power ratings depending on the model selected*.



Hino 500 Series Standard meets Euro 6 equivalent pPNLT standard

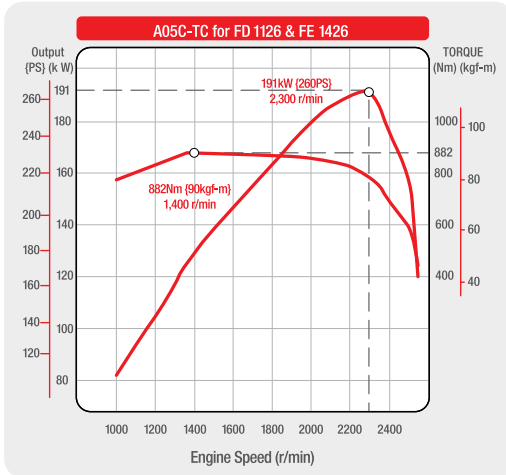
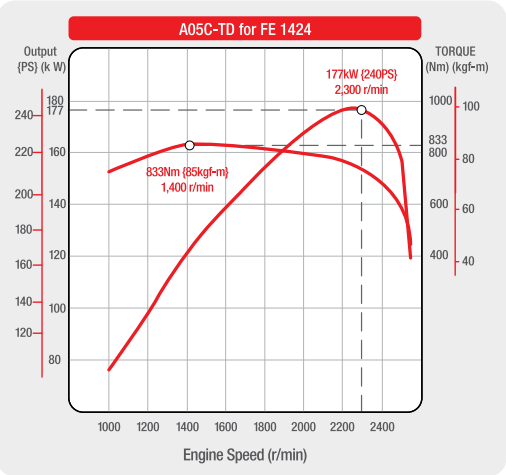
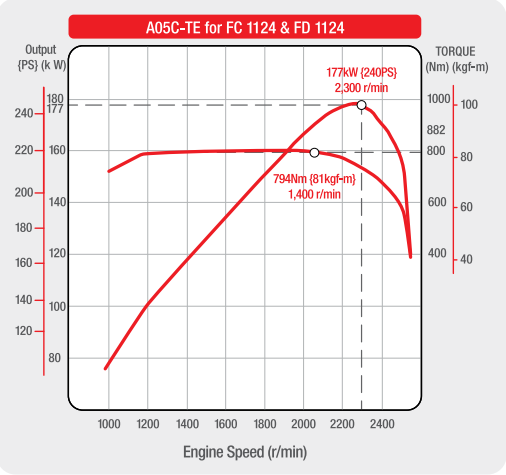
Hino employs two main proven technologies to meet pPNLT. Selective Catalytic Reduction (SCR) injects AdBlue into the exhaust gas to decompose harmful nitrogen oxide into nitrogen and water. Diesel Particulate Reduction (DPR) captures unburnt Particulate matter (soot) and regenerates to burn off this Particulate matter.

Stop Start System

When you reduce fuel expenses you cut operating costs. This fuel saving technology, standard on all manual and automated manual models, stops and restarts the engine when the vehicle is stationary, avoiding long unnecessary idle times.

True Engine Brake


For exceptional downhill control, auxiliary braking comes courtesy of the engine retarder brake. Better known as a Jacobs Engine Brake®, or 'Jake Brake', the range is Australia's first Japanese medium-duty truck below 15tGVM to be fitted with a True Engine Brake.



*Engine power ratings: FC 1124 and FD 1124 models have the A05C-TE engine, delivering 240hp and 794Nm of torque. FE 1424 crew models have the A05C-TD engine with 240hp and 833Nm. The range-topping FD 1126 and FE 1426 models have the A05C-TC engine, producing 260hp of peak power and 882Nm of torque.

TRANSMISSIONS DRIVING BETTER PERFORMANCE LEVELS

An enormous amount of R&D has gone into offering a wider selection of drivelines. Now there is a transmission available to suit every driver, route and delivery need. All deliver an enviable balance of improved fuel efficiency and maximised engine performance. The range includes six-speed FC/FD and seven-speed manual FE gearboxes, Automated Manual Transmission (AMT) and a true automatic Allison transmission.



Full Automatics, across the range

The six speed Allison 2500 Series fully automatic transmission is available across the full range of 500 Series Standard Cab models.

Torque is multiplied during take-off for much easier slow speed manoeuvring. There is no power or torque interruption between gear shifts for better performance. Quicker acceleration than a manual or AMT and lower whole of life costs, with no clutch replacements and longer intervals between services.

Manuals, across the range

Many drivers still prefer the 'connection with the vehicle' manual gearboxes deliver. Hino LX06 and MX06 six-speed manual gearboxes are fitted as standard to the FC and FD models. The FE model is fitted with the MX07 seven-speed manual gearbox.

Automated Manuals, selected models

Buyers have the option of AMT. Either the six-speed that comes with the FD or the seven-speed that's available with the FE.

COMFORT AND STYLE ON THE INSIDE

Hino engineers have completely redesigned the cab with the driver in mind. Pioneering next level comfort and style standards. LED interior lights built into the ceiling to achieve a smooth flat surface typify the attention to detail involved. As do the large, easy to read speedo, tacho and central 7" LED Multi-Information Display on the cab's impressive instrumentation panel. Discover ample, variously shaped storage locations. Then there is the superbly comfortable ISRI seat: perhaps the most important design feature of all. Spacious and inviting, finished in carbon, silver and earthy tones, this cab is a pleasure to work and be in.

Central Storage Spaces

A large multi-purpose stand and flat tray are built into the cab, midway along the instrument panel within easy reach of the driver. A 500ml bottle holder is conveniently located in the driver's door trim pocket.

Tilt & Telescopic Steering

Easily tilt and reposition the steering wheel up or down for optimum driver comfort. The telescopic steering column is designed with a collision absorption steering wheel to help protect the driver in the event of a front-on collision.

ISRI NTS2 Driver Seat

Built for ultimate comfort and function over the long haul. The enhanced ergonomic controls and improved seat back and rest design gives you 50mm more height and an assortment of lumbar support adjustments. The upgraded mechanism operation means 30mm more rearward movement. Superior integrated seat belt operation (with SRS pre-tensioner) and audible reminder adds to the safety mechanisms. Rated to 150kg. Available on most models.

STYLISH AND ENDURING ON THE OUTSIDE

It's known as the 'street smart truck' as much for its looks as its intelligent technology and cutting edge safety. The Hino 500 Series Standard Cab will score many a second glance on our highways and streets. Its distinctive two-bar grille and enlarged Hino badge give it a dynamic, stylish 'no nonsense' appeal. But don't let appearances fool you. From the chassis up, it's been built to sustain many years and tons of hard work.

Accessibility
Our engineers have specified generous-sized door openings complete with A-pillar and B-pillar full length grab handles on both the driver and passenger sides, for maximum 3-point ease of entry and exit. Increasing the step areas also makes getting in and out safer and easier.

Chassis
Designed and specified to industry-leading standards. The wheelbase-specific, reinforced ladder frame is manufactured from 540MPa high tensile steel that's been pre-treated and electrode painted for maximum corrosion resistance.



Suspension
The front suspension uses taper leaf springs with shock absorbers and a stabiliser for a smoother ride.

PERSONALISE IT AS YOUR TRUCK

For work reasons or personal reasons, stamp your truck as yours and yours alone with Hino Genuine Accessories. Manufactured to our exacting QDR standards, they fit first time, every time. Whether you want the full protection of a bullbar, the surety of a navigation package or the comfort of sheepskin seat covers, you want Hino Genuine Accessories. All backed by a 3 Year Unlimited Kilometre Warranty* when fitted by an authorised Hino dealer.



Bullbar
Full Protection Bullbar Aluminium
(Also available in steel)
FC / FD / FE



Weathershield
FC / FD / FE



Wheel Cover
FC / FD / FE



Bullbar
Mid Profiles
FC / FD / FE



Bullbar
Low Profiles
FC / FD / FE



Sun Visor FC / FD / FE



Roof Racks FC / FD / FE



DVR Camera System
FC / FD / FE



Dash Mat
FC / FD / FE



Tyre Pressure Monitoring System
FC / FD / FE



UHF CB Radio
FC / FD / FE



Navigation Package
FC / FD / FE



Footwell Liner
FC / FD / FE



Seat Covers - Canvas
FC / FD / FE



Seat Covers - Carbon
FC / FD / FE



Seat Covers - Sheepskin
FC / FD / FE

* Please refer to the website for full terms and conditions on 3 years unlimited kilometre parts warranty.

THE RANGE

The Hino 500 Series Standard Cab has long been a flagship bearer for the Hino brand in Australia. Over the decades, a wide range of models have built an enviable reputation for performance, reliability and low total cost of ownership.

With the release of the Hino 500 Series Standard Cab, the number of models available has expanded from 25 to 54 in total. The range includes many additional automatic models, wheelbase variants and rear suspension options to meet growing market demand.

FC 1124



FD 1124



FD 1126



FD 1124 Crew Cab



FE 1426



FE 1124 Crew Cab



DRIVEN TO DO MORE FOR YOU

THAT'S HINO **ADVANTAGE**

We're committed to being by your side, doing everything we can to make it a more satisfying and profitable journey for you. So we've drawn on over 50-years of experience in Australia, as well as our long-standing association with the Toyota Motor Company, to develop a range of support solutions that deliver a comprehensive customer care program. It's called Hino Advantage and it guarantees you a whole range of innovative business-building benefits that will save you money over the long haul.



All Hino trucks are built under our defining principles of **QDR Quality, Durability and Reliability**



Make better business decisions with our telematics system - **Hino Traq**



Hino Genuine Parts
Your best investment in successfully running a business



Go further and pay less over the long run with **Hino Capped Price Service**



Backed by the strength of **Toyota Financial Services**, Hino have a range of options to suit every business



Giving you access to every part of Hino Advantage quickly and easily - including 24/7 **Hino Roadside Assist**

CAPPED PRICE SERVICE*

Hino is the only truck manufacturer to offer Capped Price Servicing across the entire range. Capped Price Service makes it easier to work out what pricing to expect at your next service interval giving you the ability to not only budget ahead, but also reduce your overall operating costs. It's never been easier to plan your annual business costs by using our Capped Price Service calculator available on our website.

Visit www.hino.com.au/capped-price-service-calculator/



Factory Trained Technicians



Advanced Hino Diagnostic Equipment



3 Years Unlimited Kilometre Parts Warranty*



Vehicle Software Updates



Nationwide Network Of Service Centres



*Servicing offer applies to all Euro 5 models onwards and available only at participating Hino dealerships. Capped service price is a maximum price. Capped service prices are valid for 12 months and are subject to annual review with effect from 1 January in each calendar year. Please refer to website or contact your nearest Hino dealer for full details of the offer and pricing. *Please see website for full terms and conditions.



For further information please visit hino.com.au or call 1300 014 466

Hino Trucks are distributed in Australia by Hino Motor Sales Australia Pty Ltd A.C.N 064 989 724. All efforts have been made to ensure the information contained in this brochure was correct at time of printing or uploading. Hino Motor Sales Australia Pty Ltd reserves the right to alter any details of the specifications and equipment without notice. Hino in so far as it is permitted by law to do so, shall not be liable in any way as a result of any reliance placed by any person on anything contained in this brochure. You should therefore check with your authorised Hino dealer at the time of ordering our vehicle to ensure that colour, specifications, equipment, design features and options are available for the vehicle you are ordering. Please note that some options may only be available in combination with others. Authorised Hino dealers will on request provide up to date information on all accessories, design features, prices and availability. HB500-09/2020