

Design RV



AUSTRALIAN
TOUGH



AUSTRALIAN
MADE



100%
AUSTRALIAN
OWNED



BUILT
TO
LAST



01	An Australian Success Story	03
02	Mica Range	04
03	Forerunner Tourer	09
04	CRX Forerunner	12
05	Getaway	16
06	Stryker	19
07	Layouts	23
08	Disclaimer	27



AUSTRALIAN
TOUGH



AUSTRALIAN
MADE



100%
AUSTRALIAN
OWNED



BUILT
TO
LAST

AN AUSTRALIAN SUCCESS STORY

As a company the aim of Design RV is to provide a range of caravans that are heralded for their value for money and vast array of inclusions. We strive to build our caravans to the absolute highest of standards with customer safety and usability in mind.

Our company is a culmination of over 35 years of experience within the caravan industry. Our experienced staff are accustomed to pushing the standards of innovation and this is clearly shown in every Design RV that leaves the manufacturing floor.

The after sales service, customer inclusion and quality of build offered by Design RV is not easily emulated by others within the caravan industry - this is a testament to our many years of industry experience at all levels.

Designed with the most functional, attractive and comfortable layouts in mind, we are sure you will enjoy many years of hassle-free caravanning across our beautiful country in your very own, Design RV Caravan.



MICA



For those seeking that much more

Stylish and functional, the Mica Series has all the features you have dreamt of, whilst travelling our amazing country. Whether it's the safety of a reverse camera, the entertainment of a TV and sound system or relaxing on your queen bed. You will find that the Mica has everything you could need or expect. Get away from your busy lifestyle in an exceptionally durable and well-built caravan that will stand the test of time allowing you to travel in luxury and safety.



INTERIOR

Premium Vinyl Flooring
Smoke Detector
Fire Extinguisher
One Piece Plywood Floor
Lift Up Under Bed Storage
Recessed Cook Top with Laminex Lid Over Stove
Square Edge Profile Benchtops
Plastic Cutlery Drawer Insert
Innerspring Mattress – Queen or Single Beds
Internal Roof Height of 6'6"
Mirror in Ensuite
Large Stylish Grab Handle on Entry Wall at Door (Where available)
Stylish Positive Locking European Door
Latches with Soft Open Gas Struts
Smooth Glide Drawers on Metal Runners
Plush Upholstery with Side Swabs to Dinette
Separate Shower & Toilet Ensuite with Glass Door Shower
Full Height Linen Cupboard in Ensuite with single drawer above External Generator Compartment (except Design 10 & Family layouts)
Splashback & Laminate Benchtops
2 x Single Towel Rails and Toilet Roll Holder
Bed Head Padding
LED Strip Lighting, OHC – Bedroom/Lounge
Kitchen/Ensuite – Kickboard Kitchen area only
Wardrobe Cutouts with 240V plug

ELECTRICAL

LED External Lights
1 x LED External Annexe Light
LED Lighting – Roof, Kitchen, Ensuite
2 x LED Reading Lights in Bedroom
2 x LED Reading Lights in Lounge
Smart Charger and Battery Pack including 100Amp DC Battery
Battery Chassis Mounted (offside)
1 x 190W Solar Panel and 30Amp regulator
Roof Top Digital Amplified TV Antenna
24" Flatscreen TV/DVD combo on Wall Mounted Bracket
CD/Radio Player
2 x Internal Roof Speakers
2 x External Marine Speakers
12 Pin Trailer Plug with Charging & Fridge Cooling Capabilities
3 x Gas and 1 x 240V Hotplates with Mini Grill
Microwave Oven
IBIS Air Command MK4 Reverse Cycle A/C or equivalent A/C
12V Rangehood
3 Way GAS/ELEC. Fridge with Separate Freezer. Tropical Rated and Vented through Roof. Fridge size supplied
Separate 2 door 190L
Power Points (2 x Bedroom, 1 x Kitchen, 1x Lounge, 1 x Ensuite)
240V 15Amp Inlet & 240V 10Amp Outlet
Circuit Breaker & Earth Leakage
Reversing Camera and Car Monitor Kit
12V/USB Socket at Kitchen
Table and Outside Table
12V Benchtop Phone Charger
Bedside Tables
TV Coaxial Point at Outside Table
LED Entry Light and Grab Handle
12V Fan Hatch to Shower & Toilet
Top Load Washing Machine (Not standard in Family layouts, front load WM is an option) (Design 10 fitted with front loading WM)
Porcelain Bowl Toilet
50Amp Anderson Plug
Portable Solar Charge Point

EXTERIOR

Fully Insulated Roof and Walls with Meranti Timber Frame (Gold Batt Fibreglass to Roof and Styrofoam to Walls)
Quality Roll Out Awning
Double Glazed Push Out European Style Windows & Integrated Blinds with 'Midge Proof' Flyscreens
Black External Trim
Front Window with Protector Shade (included in Design 8 only)
Fully Galvanized Lined Front Tunnel Boot with Large Access Doors to Both Sides
Checker Plate Front, Sides and Rear (600mm High)
Aluminium Composite Gloss Cladding Front, Sides and Rear
Security Mesh Locking Door 2
Radius Cnr Main Door
2 x Mini Roof Skylights with Blind & Flyscreen
1 in bedroom + 1 in Lounge
Quality Metal Grab Handles to each Corner of Van
External Large Fold Down Picnic Table
Fully Galvanised Lined Generator Compartment (Layout dependant)
Checkerplate Door Entry Surround
Wheel Spats

PLUMBING

Flick Mixer Taps – Kitchen and En-suite
Mains Pressure Water Inlet
Waste Water Outlet
2 x Lockable Water Tank Inlet
2 x Up to 95L Water Tanks
2 x 9Kg Gas Bottles with Changeover Selector Tap and Gas Regulator
12V Water Pump

Large Deep Bowl Stainless Kitchen Sink with Drainer
A-Frame Mains Pressure Tap
External Gas Bayonet near Front Tunnel Boot
Digital Water Tank Gauges
China Vanity to Ensuite
Filtered Water Tap at Kitchen Sink
Instant gas Hot water service

CHASSIS

Supagal Australian Made Chassis
4" Heavy Duty Chassis up to 21'6 models
6" Heavy Duty Chassis above 21'6 models
2" Chassis Raiser on 4" chassis only
205/70/R15 Light Truck Tyres & 15" Alloy Wheels up to 21'6 models
235/75/R15 All Terrain Tyres & 15" Alloy Wheels above 21'6 models
8" Jockey Wheel
Wind Up Jack and Wheel Brace
50mm Ball Coupling
Heavy Duty 3 Arm Bumper
Spare Wheel Fitted to Bumper Bar
Lockable Coupling with Twin Safety Chains
10" Electric Brakes to All Wheels
Straight Hollow Axles
A-Frame Tap with Protection
Drop Down Stabilizer Jack Legs
Break-Away Safety System
Galvanised Wheel Arches
Water Tank Galvanised
Stoneguard Protection
Leaf Spring Suspension
Mesh Rack on A-Frame
Large Jockey Wheel Clamp



INCLUSIONS – MICA Semi Off Road

INTERIOR

Premium Vinyl Flooring
Smoke Detector
Fire Extinguisher
One Piece Plywood Floor
Lift Up Under Bed Storage
Recessed Cook Top with Laminex Lid Over Stove
Square Edge Profile Benchtops
Plastic Cutlery Drawer Insert
Innerspring Mattress – Queen or Single Beds
Internal Roof Height of 6'6"
Mirror in Ensuite
Large Stylish Grab Handle on Entry Wall at Door (Where available)
Stylish Positive Locking European Door Latches with Soft Open Gas Struts
Smooth Glide Drawers on Metal Runners
Plush Upholstery with Side Swabs to Dinette
Separate Shower & Toilet Ensuite with Glass Door Shower
Full Height Linen Cupboard in Ensuite (layout dependent)
Single drawer above External Generator Compartment (except Design 10 & Family layouts)
Splashback & Laminate Benchtops
2 x Single Towel Rails and Toilet Roll Holder
Bed Head Padding
LED Strip Lighting, OHC – Bedroom/Lounge
Kitchen/Ensuite – Kickboard Kitchen area only
Wardrobe Cutouts with 240V plug

ELECTRICAL

LED External Lights
1 x LED External Annexe Light
LED Lighting – Roof, Kitchen, Ensuite
2 x LED Reading Lights in Bedroom
2 x LED Reading Lights in Lounge
Smart Charger and Battery
2 x 100Amp DC Batteries
2 x 190W Solar Panels and 30Amp regulator
Roof Top Digital Amplified TV Antenna
24" Flatscreen TV/DVD combo on Wall Mounted Bracket
CD/Radio Player
2 x Internal Roof Speakers
2 x External Marine Speakers
12 Pin Trailer Plug with Charging & Fridge Cooling Capabilities
3 x Gas and 1 x 240V Hotplates with Mini Grill
Microwave Oven
Gas/Electric Hot Water System
IBIS Air Command MK4 Reverse Cycle A/C or equivalent A/C
12V Rangehood
3 Way GAS/ELEC. Fridge with Separate Freezer. Tropical Rated and Vented through Roof. Fridge size supplied
Separate 2 door 190L
Power Points (2 x Bedroom, 1 x Kitchen, 1 x Lounge, 1 x Ensuite)
240V 15Amp Inlet & 240V 10Amp Outlet
Circuit Breaker & Earth Leakage
Reversing Camera and Car Monitor Kit
12V/USB Socket at Kitchen Table and Outside Table
12V Benchtop Phone Charger - Bedside Tables
TV Coaxial Point at Outside Table
LED Entry Light and Grab Handle
12V Fan Hatch to Shower & Toilet
Top Load Washing Machine
(Not Standard in family layouts, Front Load WM is optional)
Porcelain Bowl Toilet
50Amp Anderson Plug
Portable Solar Charge Point

EXTERIOR

Fully Insulated Roof and Walls with Meranti Timber Frame (Gold Batt Fibreglass to Roof and Styrofoam to Walls)
Quality Roll Out Awning
Double Glazed Push Out European Style Windows & Integrated Blinds with 'Midge Proof' Flyscreens
Black External Trim
Fully Galvanized Lined Front Tunnel Boot with Large Access Doors to Both Sides
Checker Plate Front, Sides and Rear (600mm High)
Aluminium Composite Panel Gloss Cladding Front, Sides and Rear
Security Mesh Locking Door 2
Radius Cnr Main Door
2 x Mini Roof Skylights with Blind & Flyscreen
1 in bedroom + 1 in Lounge
Quality Metal Grab Handles to each Corner of Van
External Large Fold Down Picnic Table
Fully Galvanised Lined Generator Compartment (N/A F2 and F2-5 Family layout)
Checker plate Door Entry Surround
Wheel Spats
Aluminium Step

PLUMBING

Flick Mixer Taps – Kitchen and En-suite
Mains Pressure Water Inlet
Waste Water Outlet
2 x Lockable Water Tank Inlet
2 x Up to 95L Water Tanks
2 x 9Kg Gas Bottles with Changeover
Selector Tap and Gas Regulator
12V Water Pump

Large Deep Bowl Stainless Kitchen Sink with Drainer
A-Frame Mains Pressure Tap
External Gas Bayonet near Front Tunnel Boot
Digital Water Tank Gauges
China Vanity to Ensuite
Filtered Water Tap at Kitchen Sink
Grey Water Tank
Instant Gas hot water Service

CHASSIS

Supagal Australian Made Chassis
6" Heavy Duty Chassis
2" Riser to all models
235/75/R15 All Terrain Tyres & 15" Alloy Wheels
8" Jockey Wheel
Wind Up Jack and Wheel Brace
D035 Recessed Hitch Coupling
Heavy Duty 3 Arm Bumper
Spare Wheel Fitted to Bumper Bar
Twin Safety Chains
10" Electric Brakes to All Wheels
A-Frame Tap with Protection
Drop Down Stabilizer Jack Legs
Break-Away Safety System
Galvanised Wheel Arches
Water Tank Checker Plate Protection
Alpha 'Ultra Duty' Single Shock 3.3T Ind. Suspension
Large Jockey Wheel Clamp
Batteries Chassis Mounted (offside)
Extended A frame
Large Tool Box with Jerry Can Holders

* Semi Off Road caravans including but not limited to; 'Mica Semi Off Road' range of caravans and also including 'Upgraded Independent Suspension for Touring caravans', have been designed and constructed to give added strength and ground clearance, For limited unsealed road usage. Gas venting regulations and other construction restraints limit the effectiveness of these caravans against dust and water penetration. Under no circumstances should these caravans be exposed to water crossings at, or above, body floor level. Design RV's strongly recommend towing at a safe speed according to travel conditions with extra care and attention required on uneven surfaces. Design RV's off-road caravans are not designed for hard impact or heavy landings or severely rutted roads or tracks. Semi Off Road 'Mica Semi' models are not designed for any surface other than sealed or graded gravel and graded dirt roads. Under no circumstances are Semi Off Road models to be taken over corrugations or rutted roads. Semi Off Road Design RV's are not designed for use on 'Four Wheel Drive Only' tracks under any circumstances

Forerunner



Taking luxury to a new level

The Forerunner range truly caters to today's modern and adventurous traveller planning a trip of a lifetime. Boasting a high-quality finish, durable exterior and superb craftsmanship, the Forerunner by Design RV offers the best of both comfort and ruggedness. Available in a range of layouts to suit all caravanning needs this van has been designed to have a luxury finish, be equipped with a number of high end appliances and safety features.



INCLUSIONS - Forerunner Touring

INTERIOR

Premium Vinyl Flooring
Smoke Detector
Fire Extinguisher
One Piece Plywood Floor
Lift Up Under Bed Storage
(Not standard on Single Bed models)
Recessed Cook Top with Laminex Lid Over Stove
Square Edge Benchtops
Plastic Cutlery Drawer Insert
Innerspring Mattress – Queen or Single Beds
Internal Roof Height of 6'6"
Large Mirror in Ensuite
Large Stylish Grab Handle on Entry Wall at Door (Where available)
Stylish Positive Locking European Door
Latches with Soft Open Gas Struts
Smooth Glide Drawers on Metal Runners
Plush Upholstery with Side Swabs to Dinette
Separate Shower & Toilet Ensuite with Glass Door Shower
Full Height Linen Cupboard in Ensuite with single drawer above External Generator Compartment (except Design 2-1, Design 10 and family layouts)
Full Laminate Splashback & Benchtops
2 x Single Towel Rails and Toilet Roll Holder
Bed Head Padding
Bulk Heads with LED strip Lighting
Kitchen/Lounge area only
Wardrobe Cutouts with 240V and USB Sockets

ELECTRICAL

LED External Lights
1 x LED External Annexe Light
LED Lighting – Roof, Kitchen, Ensuite
2 x LED Reading Lights in Bedroom
2 x LED Reading Lights in Lounge
Smart Charger - Battery Pack incl 100Amp DC Battery
1 x 190w Solar Panel and 30Amp regulator
Roof Top Digital Amplified TV Antenna
24" Flatscreen TV/DVD combo on Wall Mounted Bracket
CD/Radio Player
2 x Internal Roof Speakers
2 x External Marine Speakers
12 Pin Trailer Plug with Charging & Fridge Cooling Capabilities
3 x Gas & 1 x 240V Hotplates with Mini Grill
Microwave Oven
Gas/Electric Hot Water System
IBIS Air Command MK4 Reverse Cycle A/C or equivalent A/C
12V Rangehood
3 Way GAS/ELEC. Fridge with Separate Freezer.
Tropical Rated and Vented through Roof. Fridge size supplied Separate 2 door 190L
Power Points (2 x Bedroom, 1 x Kitchen, 1 x Lounge, 1 x Ensuite)
240V 15Amp Inlet & 240V 10Amp Outlet
Circuit Breaker & Earth Leakage
Reversing Camera and Car Monitor Kit
12V/USB Socket at Kitchen Table and Outside Table
TV Coaxial Point at Outside Table
LED Entry Light and Grab Handle
12V Fan Hatch to Shower & Toilet
Top Load Washing Machine (Except family layouts, Optional front load W/M only) (Design 9 & 10 fitted with front loading WM)
Porcelain Bowl Toilet
50Amp Anderson Plug
Portable Solar Charge Point

EXTERIOR

Fully Insulated Roof and Walls with Meranti Timber Frame (Gold Batt Fibreglass to Roof and Styrofoam to Walls)
Quality Roll Out Awning
Double Glazed Push Out European Style Windows & Integrated Blinds with 'Midge Proof' Flyscreens
Black External Trim
Front Window with Protector Shade (included in Design 8 only)
Fully Galvanized Lined Front Tunnel Boot with Large Access Doors to Both Sides
Checker-Plate Front, Sides & Rear (600mm High)
Aluminium Composite Gloss Cladding, front, rear and sides
Security Mesh Locking Door 2
R radius Cnr Main Door
2 x Mini Roof Skylights with Blind & Flyscreen 1 in bedroom + 1 in Lounge
Quality Metal Grab Handles to Each Corner of Van
External Large Fold Down Picnic Table
Fully Galvanized Lined Generator Compartment (Layout dependant)
Checkerplate Door Entry Surround
Wheel Spats

PLUMBING

Flick Mixer Taps – Kitchen and En-suite
Mains Pressure Water Inlet
Waste Water Outlet
2 x Lockable Water Tank Inlet
2 X Up to 95L Water Tanks
2 x 9Kg Gas Bottles with Changeover Selector Tap and Gas Regulator
12V Water Pump

Large Deep Bowl Stainless Kitchen Sink with Drainer
A-Frame Mains Pressure Tap
External Gas Bayonet near Front Tunnel Boot
Digital Water Tank Gauges » China Vanity to En-suite
Filtered Water Tap at Kitchen Sink

CHASSIS

Supagal Australian Made Chassis
4" Heavy Duty Chassis up to 21'6 models »
6" Heavy Duty Chassis above 21'6 models »
2" Chassis Raiser on 4" chassis only
205/70/R15 Light Truck Tyres & 15" Alloy Wheels up to 21'6 models
235/75/R15 All Terrain Tyres & 15" Alloy Wheels above 21'6 models
245/75/R16 All Terrain Tyres & 16" Alloy Wheels (Design 1-1 only)
8" Jockey Wheel
Wind Up Jack and Wheel
Brace » 50mm Ball Coupling
Heavy Duty 3 Arm Bumper
Spare Wheel Fitted to Bumper Bar
Lockable Coupling with Twin Safety Chains
10" Electric Brakes to All Wheels Except Design 1-1 uses 12" Brakes
Straight Hollow Axles except Design 1-1 use solid 2.5T Beam Axle
A-Frame Tap with Protection
Drop Down Stabilizer Jack Legs
Break-Away Safety System
Galvanised Wheel Arches
Water Tank Galvanised
Stoneguard Protection
Leaf Spring Suspension
Mesh Rack on A-Frame
Large Jockey Wheel Clamp

CRX



Begin your new adventure

The CRX Forerunner range truly caters to today's modern and adventurous traveller planning that trip of a lifetime. Have you grown tired of the bitumen and looking for some semi-off-road adventure? Then the CRX is perfect for you, tackle corrugations easily and in style. Discover all the wondrous National Parks and scenic locations that Australia has to offer, whilst equipped with the luxury of high end appliances and an array of safety features.



INCLUSIONS - CRX Semi Off Road

INTERIOR

Premium Vinyl Flooring
Concertina Door to Separate Bunk Area (Family Layouts)
Smoke Detector
Fire Extinguisher
One Piece Plywood Floor
Lift UP Under Main Bed Storage »
Recessed Cook Top with Laminex Lid Over Stove
Square Edge Deep Profile Benchtops
Plastic Cutlery Drawer Insert
Innerspring Mattress – Queen 6'2 x 5'
Internal Roof Height of 6'6"
Smooth Glide Drawers on Metal Runners
Stylish Positive Locking European Door
Latches with Soft Open Gas Struts
Mirror in Ensuite
Plush Upholstery with Side Swabs to Dinette
Separate Shower & Toilet Ensuite
with Glass Door Shower
2 x Single Towel Rails and Toilet Roll Holder
Bed Head Padding
Bulk Heads with LED strip Lighting
Kitchen/Lounge area only
Wardrobe Cutouts with 240V and USB Sockets
Linen Cupboard Storage (Design 2-6 Only)
Piano Hinge Cupboards throughout

ELECTRICAL

LED External Lights
1 x LED External Annexe Light
LED Lighting – Roof, Kitchen, Ensuite
2 X LED Reading Lights in Bedroom
2 x LED Reading Lights in Lounge
Smart Charger - Battery Pack incl. 2 x 100Amp
DC AGM Batteries
Roof Top Digital Amplified TV Antenna
24" Flatscreen TV/DVD Combo on Wall
Mounted Bracket
CD/Radio Player
2 x Internal Roof Speakers »
2 x External Marine Speakers
12 Pin Trailer Plug with Charging &
Fridge Cooling Capabilities
3 x Gas & 1 x 240V Hotplates with Mini Grill
Microwave Oven
Gas/Electric Hot Water System
3 Way GAS/ELEC. Fridge with Separate Freezer.
Tropical Rates and Vented through Roof. Fridge
size supplied Separate 2 door 190L
IBIS Air Command MK4 Rev. Cycle AC
or equivalent AC
12V Rangehood
Power Points (2 x Bedroom, 1 x Kitchen,
1 x Lounge, 1 x Ensuite)
240V 15Amp Inlet & 240V 10Amp Outlet
Circuit Breaker & Earth Leakage
2 x 190w Solar Panel and 30Amp Regulator
Reversing Camera and Car Monitor Kit
12V/USB Socket at Kitchen Table and
Outside Table
TV Coaxial Point at Outside Table
LED Entry Light and Grab Handle
12V Fan Hatch to Shower & Toilet
Porcelain Bowl Toilet
Top Load Washing Machine
(Except family layouts, Optional front
load W/M only)(Design 9 & 10 fitted
with front loading WM)

EXTERIOR

Large Access Hatch Door to Under
Bunk Storage (2 bunk model only)
Fully Insulated Roof and Walls with Meranti
Timber Frame (Gold Batt Fibreglass Roof
and Styrofoam to Walls)
Quality Roll Out Awning
Double Glazed Push Out European Style
Windows & Integrated Blinds with 'Midge
Proof' Flyscreens
Front Window & Protector Shade (Included
in Design 8 only)
Fully Galvanised Lined Front Tunnel Boot
with Large Access Doors to Both Sides
Checker Plate front, rear & sides
Black External Trim
Security Mesh Locking Door 2 Radius Cnr
Main Door
2 x Mini Roof Skylights with Blind &
Flyscreen 1 in Bedroom + 1 in Lounge
Quality Metal Grab Handles to Each
Corner of Van
External Large Fold Down Picnic Table
Checkerplate Door Entry Surround
Wheel Spats
Galvanised Lined Storage
Box (Layout dependant)
Composite Aluminium Siding

PLUMBING

Flick Mixer Taps – Kitchen and En-suite
Mains Pressure Water Inlet
Waste Water Outlet
2 X Lockable Water Tank Inlet
2 X Up to 95L Water Tanks

2 x 9Kg Gas Bottles with Changeover Selector
Tap and Gas Regulator
12V Water Pump
Large Deep Bowl Stainless Kitchen Sink
with Drainer
A-Frame Mains Pressure Tap
External Gas Bayonet near Front Tunnel Boot
Digital Water Tank Gauges
China Vanity to Ensuite
Filtered Water Tap at Kitchen Sink
Grey Water Tank

CHASSIS

6" Heavy Duty Chassis
6" A-Frame Return to Spring Hangers
ALPHA "Ultra Duty" 3.3T Single Shock Tandem
independent Suspension (Note: Single Axle
Design 1-1 only. Uses ALPHA "Extreme Duty"
2.7T Independent Suspension)
A/Frame extended 400mm
Tool Box 2 Jerry can holders
2" Chassis Raiser
235/75 R15 All Terains & 15" Alloy Wheels
8" Jockey Wheel
Wind Up Jack
DO35 Coupling
Heavy Duty 3 Arm Bumper
Spare Wheel Fitted to Bumper Bar Bolt On
Aluminium Pull Out Step
10" Electric Brakes to All Wheels (12" Single axle)
A-Frame Tap & Gas Regulator
Protection
Drop Down Stabilizer Stands
Brakesafe Break-Away Safety System
Galvanized Wheel Arches
Water Tank Stoneguard/s Checker Plate

* Semi Off Road caravans including but not limited to; 'CRX Semi Off Road' range of caravans and also including 'Upgraded Independent Suspension for Touring caravans', have been designed and constructed to give added strength and ground clearance, For limited unsealed road usage. Gas venting regulations and other construction restraints limit the effectiveness of these caravans against dust and water penetration. Under no circumstances should these caravans be exposed to water crossings at, or above, body floor level. Design RV's strongly recommend towing at a safe speed according to travel conditions with extra care and attention required on uneven surfaces. Design RV's off-road caravans are not designed for hard impact or heavy landings or severely rutted roads or tracks. Semi Off Road 'Mica Semi' models are not designed for any surface other than sealed or graded gravel and graded dirt roads. Under no circumstances are Semi Off Road models to be taken over corrugations or rutted roads. Semi Off Road Design RV's are not designed for use on 'Four Wheel Drive Only' tracks under any circumstances

XTREME UPGRADE

INCLUSIONS

Upgraded Decals

265/75/R16 Mud Tyres 16" Matt Black Rims

ALPHA "Extreme Duty" Independent

Extra Water Tank (3 in Total)

(Note: Not available in Design 1-1 & 2-1)

Beam to Beam full checker plate protection

D-Flector Stone Guard Protection

Checker plate sides 800mm

Large Tool Box with Jerry can Holders

Generator Slide Out

External Shower

LED Work Lights - Front, Rear, Annexe light

to offside

12V Plug Off Side above wheels

AVAILABLE IN FULL OFF ROAD



GETAWAY



Getaway in style and luxury

Our Getaway family layouts have been designed to keep your family travelling in luxury and style no matter where the adventure takes you. Exceptional interiors and high end appliances await as well as the comfort of reverse A/C and heating, an entertainment system, LED lighting, full sized fridge & microwave. The Getaway family range has everything the family will ever need whilst travelling Australia's beautiful destinations



INTERIOR

Premium Vinyl Flooring
Smoke Detector Fitted
Fire Extinguisher Fitted
One Piece Plywood Floor
Lift-Up Under Bed Storage, Main bed only
Recessed Cook Top with Lid over Stove
Plastic Cutlery Drawer Insert
Innerspring Mattress – Queen 6'2" master
Internal Roof Height of 6'8"
Large Stylish Grab Handle on
Entry Wall at Door
Drawers on Metal Runners
Stylish Positive Locking Door
Latches with Gas Struts
L-Shape lounge (no TIC Cushion Inc)
Plush Upholstery with Side Swabs to Dinette
Full Laminate Splashback & Benchtops
Bed Head Padding

ELECTRICAL

LED External Lights
1 x LED External Annexe Light
LED Interior Lighting-Throughout
2 LED Reading Lights in Bedroom
2 LED Reading Lights in Lounge & 1 per Bunk
Smart Charger - Battery pack incl, 1 x100AMP DC Battery
140W Solar Panel
Roof Top Digital TV Antenna
24" Flatscreen TV on Wall
Mounted Bracket
CD/Radio Player W/2 X Internal
Roof Speakers
12 Pin Trailer Plug with Charging
Fridge Cooling Capabilities
3 x Gas & 1 x 240V Hotplates with Griller
Microwave Oven
Gas/Electric HWS – Toilet/Shower Models ONLY
3 Way GAS/ELEC. Fridge with Separate Door Freezer
(Vented through Roof)
Roof Top Reverse Cycle Air Conditioner
12V Rangehood
Power Points (2 x Bedroom, 1 x
Kitchen, 1 x Lounge, 1 x at each Bunk)
240V 15Amp Inlet & 240V 10 Amp Outlet
Circuit Breaker & Earth Leakage
12V/USB Socket at Kitchen Table,
Bedside, Outside table and bunks
TV Coaxial Point at Outside Table
Entry Light and Grab Handle
Porcelain Bowl Toilet (Shower Models ONLY)

EXTERIOR

Fully Insulated Roof and Walls
with Meranti Timber Frame
Quality BLACK Roll Out Awning
Double Glazed Push Out
Windows »Integrated Blinds
Galvanized Front Tunnel Boot with
Large Access Doors
Checker Plate front rear & sides
Black External Trim
Aluminium Composite Cladding
Security Mesh Locking Door 2
Radius Cnr Main Door
2 X LED Mini Roof Skylights with Blind
& Flyscreen (1 in Bedroom + 1 in
Lounge)
Grab Handles to Each Corner of Van.
External Fold Down Picnic Table
Checkerplate Door Entry Surround
Wheel Spats

PLUMBING

Mains Pressure Water Inlet
Waste Water Outlet
Lockable Water Tank Inlet
1 x 95L Water Tanks (Non Shower Van)
2 x 95L Water Tanks (Shower Van)
12V Water Pump
1 x 9kg Gas Bottle in non shower models
2 x 9kg Gas Bottle in shower models
A-Frame Mains pressure Tap
Vanity to Ensuite. (Where applicable)
Water Tank Gauge
Large Deep Bowl Stainless Kitchen
Sink with Drainer

Flick Mixer Tap – Kitchen (and Ensuite
Models)
Water Filter to kitchen

CHASSIS

SupaGal Australian Made Heavy Duty Chassis
205/70/R15 Light Truck Tyres
and 15" Alloy Wheels
8" Jockey Wheel
Wind Up Jack
50mm Ball Coupling
Heavy Duty 2 Arm Bumper
Spare Wheel Fitted to Bumper Bar Bolt On
Lockable Coupling with Twin Safety Chains
10" Electric Brakes to All Wheels
Straight Axles
A-Frame Tap Protection
Drop Down Stabilizer Stands
Brakesafe Break-Away Safety System
Galvanized Wheel Arches
Water Tank Stoneguards
Leaf Spring Suspension
Large Jockey Wheel Clamp

STRYKER



Go that much further

The compact and robust Stryker caravan by Design RV is a compact well equipped single axle caravan that is designed for travelling couples and singles alike. See all that Australia has to offer by getting to the hard to reach destinations through the agility of the Stryker. The Stryker has been designed for the explorer who is looking to head off the beaten track into Australia's ever changing landscape in comfort.



INTERIOR

Premium Vinyl Flooring
Smoke Detector Fitted
Fire Extinguisher Fitted
One Piece Plywood Floor
Lift-Up Under Bed Storage
Recessed Cook Top with Lid over Stove
Plastic Cutlery Drawer Insert
Innerspring Mattress – Queen 6'2"
Internal Roof Height of 6'6"
Drawers on Metal Runners
Stylish Positive Locking Door
Latches with Gas Struts
Plush Upholstery with Side Swabs to Dinette (Velcro attached)
Full Laminate Splashback & Benchtops
Bed Head Padding
Porcelain Bowl Toilet

ELECTRICAL

LED External Lights
1 x LED External Annexe Light
LED Interior Lighting-Throughout
2 LED Reading Lights in Bedroom
2 LED Reading Lights in Lounge
Smart Charger - Battery pack incl. 1 x 100AMP DC Battery
140W Solar Panel
Roof Top Digital TV Antenna
24" Flatscreen TV on Wall Mounted Bracket
CD/Radio Player W/2 X Internal & External Speakers
12 Pin Trailer Plug with Charging & Fridge Cooling Capabilities
3 x Gas & 1 x 240V Hotplates with Griller
Microwave Oven
Gas/Electric HWS
3 Way GAS/ELEC. Fridge with Separate Door Freezer (Vented through Roof)
Roof Top Reverse Cycle Air Conditioner
12V Rangehood
Power Points (2 x Bedroom, 1 x Kitchen, 1 x Lounge,)
240V 15Amp Inlet & 240V 10 Amp Outlet
Circuit Breaker & Earth Leakage
12V/USB Socket at Kitchen Table, Bedside and Outside table »TV
Coaxial Point at Outside Table
Entry Light and Grab Handle

EXTERIOR

Fully Insulated Roof and Walls with Meranti Timber Frame
Quality BLACK Roll Out Awning
Double Glazed Push Out Windows with Integrated Blinds
Galvanized Front Tunnel Boot with Large Access Doors
Checker Plate front, rear and sides
Black External Trim
Aluminium Composite exterior cladding
Security Mesh Locking Door 2
Radius Cnr Main Door
1 X LED Mini Roof Skylights with Blind to lounge & 1 large LED roof Skylight to bedroom
Grab Handles to Each Corner of Van.
External Fold Down Picnic Table.

PLUMBING

Mains Pressure Water Inlet
Waste Water Outlet
Lockable Water Tank Inlet
2 x 95L Water Tanks
12V Water Pump
2 x 9kg Gas Bottles
A-Frame Mains pressure Tap
Vanity to Ensuite
Water Tank Gauge
Large Deep Bowl kitchen sink
Flick Mixer Tap – Kitchen and En-suite
Grey Water Tank to off - road

CHASSIS

SupaGal Australian Made Heavy Duty Chassis
8" Jockey Wheel
Wind Up Jack
Heavy Duty 3 Arm Bumper
Spare Wheel Fitted to Bumper Bar Bolt On
Lockable Coupling with Twin Safety Chains
A-Frame Tap Protection
Drop Down Stabilizer Stands
Brakesafe Break-Away Safety System
Galvanized Wheel Arches
Water Tank Stoneguards
Large Jockey Wheel Clamp
Leaf Spring Suspension touring
Independent Suspension off-road
245/75/R16 All Terrain Tyres; 16" Alloy Wheels (Touring)
265/75/R16 Mud Tyres and 16" Alloy Wheels (Off-road)
50mm Ball Coupling for touring,
DO35 Cruisemaster Hitch for off-road
Electric Brakes to All Wheels (10" Touring)(12" Off-road)

DRV LAYOUTS

FORERUNNER

CRX

MICA

MICA SEMI OR

GETAWAY

STRYKER

V1-1	●	●				
V2-1	●	●				
V3	●					
V4	●	●				
V5	●					
V5-1	●	●	●	●		
V5-2	●	●	●	●	●	
V5-3	●	●				
V6	●	●	●	●	●	
V6-1	●	●				
V7	●	●	●	●	●	
V7 Recliner	●	●	●	●	●	
V8	●	●				
V8-1 Slideout				●		
V8 Recliner	●	●				
V9	●	●				
V10	●	●	●			
161-T						●
161-X						●
F1					●	
F1-5					●	
F2	●	●	●	●		
F2-5	●	●	●	●	●	
F2-6	●	●	●	●	●	
f4	●					



V1-1   



V2-1   



V3   






V4   



V5   



V5-1   



V5-2   



V5-3   



V6   



V6-1 



V7 



V7 Recliner 



V8 



V8 Recliner 



V8-1 Slideout 



V9 



V10 



16-T 



16-1X 



F-1 



F1-5 



F2 



F2-5 



F2-6 



F4 

“ Our layouts have been meticulously designed so as to give you and your loved ones the greatest possible caravanning experience in your Design RV”

- Jason Wylie. Director



BOOK A FACTORY TOUR AT OUR NEW FACILITY



Design RV have invested in a brand new built for purpose facility, in order to facilitate our company growth. Our Pakenham facility will enable us to grow as a company and provide the highest quality and innovations in our caravans. To see for yourself what sets the Design RV brand apart from others, book a factory tour today by emailing: sales@desgnrv.com.au



Design RV Brochure Disclaimer

Whilst we endeavour to ensure the accuracy of our text, images, layouts and specifications. It cannot be guaranteed. The content herein is subject to change without notice in respect to compliance and any upgrades Design RV or our suppliers may deem fit to make. All standard specifications may have not been included nor have the available optional extras.

The purpose of the catalogue is illustrative, pictures inside the brochure may depict or include elements that are not in the standard offering or portray products belonging to different makes or previous models. Please contact one of our many dealerships to attain the latest information when deciding to make a purchase.





www.designrv.com.au



[/Facebook](#)



[/Instagram](#)



CALL US
03 5922 2020



FOR YOUR NEAREST DEALER
www.designrv.com.au



[/DesignRV](#)



5 Administration Drive,
Pakenham, VIC 3810