



isuzu.com.au

TIC: Isuzu is a member of the Truck Industry Council – *Safer Greener Essential*. Isuzu Australia Limited ABN 97 006 962 572 ("IAL"). The information in this brochure was correct at time of printing, but all measurements, specifications and equipment are subject to change without notice. Bodies and equipment featured in this brochure may have changed, may not be genuine accessories and are available at an additional cost. IAL may make changes at any time without notice, in prices, colours, materials, equipment and models. IAL makes all reasonable attempts to ensure the availability of all vehicles and equipment. The information in this brochure is general in nature. Your Isuzu Truck Dealer can confirm all measurements, specifications and vehicle/equipment availability upon request. Any body illustrated is not standard equipment. NOV2016 F•S•A/ISZ10959

**We
share
the
load.**

ISUZU
RELIABILITY IS EVERYTHING

N SERIES

GVM: 4,500 – 8,700KG. GCM: 7,000 – 12,200KG




EFFECTIVE
NOV 2016

A white Isuzu NPR light truck is parked in a narrow alleyway between brick buildings. The truck is facing forward, and its front features the 'NPR' and 'ISUZU' badges. The license plate area also displays 'NPR'. The scene is lit with warm, low-angle light, creating long shadows and highlighting the textures of the brick walls and the truck's body.

AUSTRALIA'S FAVOURITE TRUCK. ONE VERY SMART CHOICE.

THE ISUZU N SERIES HAS BEEN AUSTRALIA'S NUMBER ONE LIGHT TRUCK FOR OVER 27 YEARS*. AND NO WONDER. WITH ITS COMBINATION OF SAFETY, PERFORMANCE, DRIVEABILITY, COMFORT, LOW OPERATING COSTS, PRODUCTIVITY AND OUR LEGENDARY ISUZU RELIABILITY, IT'S A NO-BRAINER. CHOOSING EXACTLY THE RIGHT N SERIES, HOWEVER, REQUIRES SOME SERIOUS THINKING AND THAT'S WHERE ISIS, OR ISUZU SALES INFORMATION SYSTEM, COMES INTO PLAY. IT'S OUR SMART SOFTWARE AND IT HELPS US CHOOSE FROM SINGLE CABS, CREW CABS, TIPPERS AND 4X4s WITH VARIOUS ENGINES AND TRANSMISSION COMBINATIONS UNTIL WE FIND THE MOST SUITABLE CHOICE FOR YOU. AND THAT'S ONE OF THE REASONS WE CALL ISUZU THE INTELLIGENT TRUCK.

*According to T-Mark industry statistics.



A SERIES OF 68

OUR N SERIES COMES 68 DIFFERENT WAYS. ALL THE DETAILS ARE A FEW PAGES ON. BUT HERE'S THE OVERVIEW. 61 4X2s, THREE AWDs AND FOUR 4X4s. 51 SINGLE CABS, 17 CREW CABS AND 14 TIPPERS. SO WHATEVER YOUR LOAD, WE CAN SHARE IT.

- Isuzu diesel engines, in three ratings.
110kW (150PS), 114kW (155PS), 140kW (190PS)
- 5-speed and 6-speed manuals and 6-speed AMT.
- Short, medium and long wheelbases.
- Suspension driver's seat (NPR and NQR single cab).
- First-class cabs come standard with three seats
(six or seven seats in crew cabs).

- Isuzu Electronic Stability Control (most models).
- DAVE media system, with digital radio, DVD, MP3,
voice-control and Bluetooth.
- 4-wheel disc brakes (All 4x2 models).



4,500KG GVM NARROW CAB RANGE

WHERE THE N SERIES RANGE STARTS, BUT THEY'RE ANYTHING BUT BASIC. 5-SPEED MANUAL OR 6-SPEED AUTOMATED MANUAL TRANSMISSION AVAILABLE ON MOST MODELS. READY-TO-GO TIPPER MODEL, CREW CAB MODEL AND A VARIETY OF WHEELBASES TO SUIT THE BODY TYPE YOU WANT.

- Isuzu diesel 110kW (150PS) engines.
- 5-speed manual or 6-speed AMT with Park Pawl
and Torque Converter.
- Short and medium wheelbases.
- Isuzu Electronic Stability Control (all NLR models).
- First-class cabs come standard with three seats
(six seats in NLS crew cab models only).

- DAVE media system, with digital radio, DVD, MP3,
voice-control and Bluetooth.
- Ample storage and drink holders.
- 4 wheel disc brakes (all NLR models).



4,500-7,500KG GVM WIDE CAB RANGE

THE N SERIES WIDE CAB RANGE STARTS WITH THE 110KW (150PS) NNR MODELS AND GOES THROUGH TO THE 114KW (155PS) AND 140KW (190PS) NPR MODELS. ALSO AVAILABLE ARE 4X2, CREW CAB, 4X4 AND READY-TO-GO TIPPER OPTIONS.

- Isuzu 3.0 litre 110kW (150PS), 5.2 litre 114kW (155PS) or 140kW (190PS) diesel engine.
- 6-speed manual or 6-speed AMT standard with Park Pawl and Torque Converter* (NNR models).
- Short, medium and long wheelbases.
- Integrated climate control (NPR, NQR models).
- Isuzu Electronic Stability Control with 4-wheel disc brakes (except NPS 4x4 models).
- Driver's suspension seat (NPR single cab models).
- First-class cabs come standard with three seats (seven seats in crew cabs).
- Chrome grille and fog lamps on all NPR models.
- DAVE media system, with digital radio, DVD, MP3, voice-control and Bluetooth.
- Ample storage and drink holders.
- Driver and passenger airbags.

*Selected models only.




8,700KG GVM 140kW (190PS)

THE 8,700KG GVM NQR IS THE BIGGEST OF THE N SERIES FLEET, SO IT'S THE KING OF AUSTRALIA'S LIGHT TRUCKS. BOTH IN SALES AND IN SUPREMACY. IT COMES AS SINGLE CAB-CHASSIS, CREW CAB AND READY-TO-WORK TIPPER. AND IT COMES EXTREMELY WELL EQUIPPED.

- Isuzu 5.2 litre 140kW (190PS) diesel engine.
- 6-speed manual or 6-speed AMT.
- Medium and long wheelbases.
- Integrated climate control (except Tipper).
- First-class cabs come standard with three seats (seven seats in crew cabs).
- Ample storage and drink holders.
- DAVE media system, with digital radio, DVD, MP3, voice-control and Bluetooth.
- Class-leading GVM rating.
- Chrome grille and fog lamps.
- Cruise control and multi-info display (models with AMT).
- 130kg capacity suspension driver's seat (single cab).
- Features IESC, HSA and ASR.

DON'T MISS A THING.

Often find yourself navigating tight spaces? With Isuzu's optional camera system providing near 360° vision, you'll be all over it. Literally. You can have cameras in four different positions, all operating through a unique multi-view digital touchscreen audio-visual unit. So it shares the load of manoeuvring in tight spots.



A VERY SAFE HAVEN.

All N Series cabs comply with the latest ECE-R29 standard, so they are truly world-class. Double side-intrusion bars, seatbelt pre-tensioners and load-limiters, and driver and passenger airbags are all standard.

CONTROL YOUR SPEED, AND YOUR CLIMATE.

Advanced electronic cruise-control and automatic climate-control air-conditioning are both standard in selected models. Which are just two more ways that Isuzu can help you stay comfortable as you cruise.



CARRY LOADS IN THE CAB.

Cabs are anything but afterthoughts with Isuzu. For instance, you'll find stacks of storage for all your stuff, along with heaps of room for you and your workmates as well, including generous stretch-out legroom. All in all, it's a very comfy and accommodating place to be. You'll also notice the fluorescent interior lamp, particularly helpful for early or late starts (single cab only).

Note: Suspension seat only on selected N Series models.



MEET DAVE, YOUR SUPER-SMART SIDEKICK.

Our Digital Audio Visual Equipment (DAVE for short) puts the ultimate cab infotainment system at your fingertips. Navigate through the simple menu to play your favourite songs or (digital) station, or, for even greater convenience and safety, use voice-controls for many of the functions available. Hands-free Bluetooth is standard, and sat-nav and tyre-pressure monitoring are optional*. With DAVE, you'll never work alone.

*At additional cost.

REINVENTING THE WHEEL.

The longer your day, the more you'll appreciate ergonomics. Take the steering wheel, for instance. It tilts and telescopes at a touch, so you'll readily arrive at a driving position that's still comfortable at the end of a long shift. And that's just one of Isuzu's clever comforting touches.



PROTECTION PLUS.

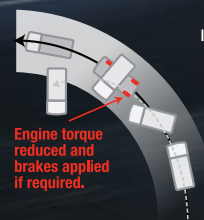
Your Isuzu is safer than ever because ABS brakes, ASR (Anti-Skid Regulator) and traction control have all been complemented by Isuzu Electronic Stability Control (IESC)*. If the system detects that your truck is not going where you want it to go, IESC will strategically apply the brakes to steer the truck back on course. Plus, all models comply with the latest ECE-R29 standard, and come standard with double side-intrusion bars, seatbelt pre-tensioners and load-limiters, and driver and passenger airbags. In an Isuzu, you'll always work safe.

*All 4x2 models.




SEE AROUND CORNERS.

Turning into laneways and driveways, as you know, can be tricky. Especially at night. That's when our clever cornering lamps come into play. Turning on your indicators turns them on as well, while your headlights still aim forwards.




OVERSTEER
IESC helps prevent your truck from spinning inside of your intended course.

Engine torque reduced and brakes applied if required.



UNDERSTEER
IESC helps prevent your truck from skidding outside of your intended course.

Engine torque reduced and brakes applied if required.



ROLLOVER
When load transfer is detected and tyres lose grip, IESC helps prevent your truck from rolling.

Engine torque reduced and brakes applied if required.

With IESC →
Without IESC -->

TORQUE CONVERTER AUTOMATED MANUAL TRANSMISSION.

This latest Torque Converter Automated Manual Transmission (TC-AMT) has been designed to suit Australian driving conditions, featuring new motion parking pawl. Available on NLR and NNR models, the TC-AMT incorporates revised gear ratios and a kick-down control switch on the accelerator which means when you put your foot down, the truck automatically selects a lower gear for more controlled exits from roundabouts, corners and intersections*.

*Refer to specifications for availability by model.



DESIGNED BY THE WIND.

The N Series cabs are designed by computer and tested by wind-tunnel. So they're intelligent, energy-efficient, safe and comfortable. And for trucks, surprisingly aerodynamic. Also, their front suspension has been refined and noise levels hushed. All helping make your day go a whole lot smoother.



TWENTY-TWENTY HINDSIGHT.

Our twin rear-view mirrors are big, heated and powered, with integrated spotters. Which means it's a case of "objects in mirror are clearer than you think".




CONVENIENCE THAT CLICKS.

As you've read, we've made our cabs easy and safe to get in and out of. Remote, keyless entry and locking make it convenient as well. And if you're in and out of your truck all day long, it's a feature you'll really appreciate.



68 VERY INTELLIGENT CHOICES.

Here you'll find the basic specifications on our 68 N Series models. Remember, though, there's always our ISIS software to help us to choose together the one that's right for you and your application.



SPECIFICATIONS

| N SERIES 4x2 RANGE (SINGLE CAB) | | | | | | | | |
|---------------------------------|--------|---------------|-----------------|----------|----------------|---------------------|---------------------------|------------------------------|
| MODEL | CAB | GVM (kg) | GCM (kg) | ENGINE | POWER (kW@RPM) | TORQUE (Nm@RPM) | TRANSMISSION (GEARS/TYPE) | WHEELBASE (mm) |
| NLR 45-150 | Narrow | 4,500 | 7,000 | 4JJ1-TCS | 110 @ 2,800 | 375 @ 1,600 - 2,800 | 5-speed manual | Short: 2,490 / Medium: 3,360 |
| | | | | | | | 6-speed TC-AMT | |
| NNR 55/45-150 | Wide | 5,500 / 4,500 | 8,000 | 4JJ1-TCS | 110 @ 2,800 | 375 @ 1,600 - 2,800 | 6-speed manual | Short: 2,795 / Medium: 3,395 |
| NNR 55/45-150 AMT | | | | | | | 6-speed TC-AMT | |
| NNR 65-150 | | 6,500 | | | | | 6-speed manual | |
| NNR 65-150 AMT | | | | | | | 6-speed TC-AMT | |
| NPR 45/55-155 | Wide | 4,500 / 5,500 | 8,000 / 9,000 | 4HK1-TCN | 114 @ 2,600 | 419 @ 1,600 - 2,600 | 6-speed manual | Short: 2,765 / Medium: 3,365 |
| | | | | | | | 6-speed AMT | |
| NPR 45/55-155 AMT | | | | | | | 6-speed AMT | Medium: 3,365 |
| NPR 65/45-190 | Wide | 6,500 / 4,500 | 10,000 / 8,000 | 4HK1-TCC | 140 @ 2,600 | 513 @ 1,600 - 2,600 | 6-speed manual | Medium: 3,365 |
| NPR 65/45-190 AMT | | | | | | | 6-speed AMT | |
| NPR 75-190 | Wide | 7,500 | 11,000 | 4HK1-TCC | 140 @ 2,600 | 513 @ 1,600 - 2,600 | 6-speed manual | Medium: 3,365 / Long: 4,175 |
| NPR 75-190 AMT | | | | | | | 6-speed AMT | |
| NQR 87/80-190 | Wide | 8,700 / 8,000 | 12,200 / 11,500 | 4HK1-TCC | 140 @ 2,600 | 513 @ 1,600 - 2,600 | 6-speed manual | Medium: 3,365 / Long: 4,475 |
| NQR 87/80-190 AMT | | | | | | | 6-speed AMT | |

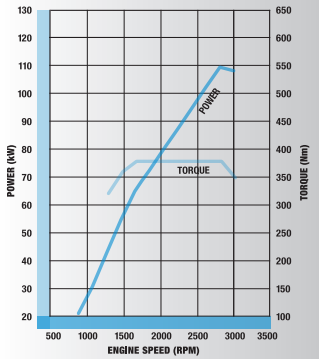
| N SERIES 4x4 RANGE | | | | | | | | |
|--------------------|--------|---------------|-------------------------------------|----------|----------------|---------------------|--|----------------|
| MODEL | CAB | GVM (kg) | GCM (kg) | ENGINE | POWER (kW@RPM) | TORQUE (Nm@RPM) | TRANSMISSION (GEARS/TYPE) | WHEELBASE (mm) |
| NLS 45-150 AWD | Narrow | 4,500 | 6,000 (off-road) 7,000 (on-road) | 4JJ1-TCS | 110 @ 2,800 | 375 @ 1,600 - 2,800 | 5-speed manual | Short: 2,740 |
| Tipper | | | | | | | | Medium: 3,360 |
| Crew | | | | | | | | |
| NPS 75/45-155 4x4 | Wide | 7,500 / 4,500 | 8,000 / 10,000 | 4HK1-TCN | 114 @ 2,600 | 419 @ 1,600 - 2,600 | 5-speed manual (+2 speed transfer case) | Medium: 3,395 |
| Crew | | 6,500 | 10,000 | | | | | |

WARRANTIES†

| MODEL | VEHICLE | ENGINE | CABIN PERFORATION CORROSION | 2 YEAR EXTENDED CARE WARRANTY^° |
|------------------------------|--|--------|------------------------------|---------------------------------|
| NLR, NNR, NPR, NLS, NPS, NQR | 3 years or 100,000 kilometres or 2,000 hours | | 3 years Unlimited kilometres | 5 years or 250,000 kilometres |

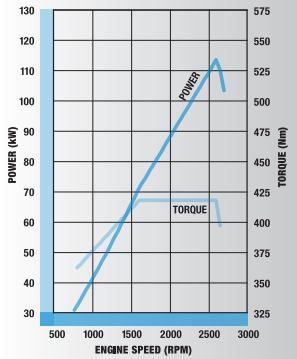
†From delivery. ^Extended Care is available at an extra cost. Conditions apply.

4JJ1-TCS



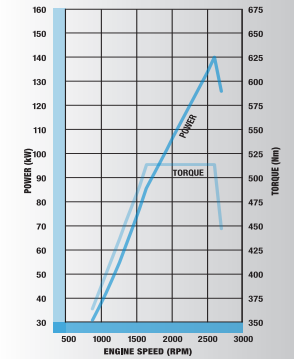
4JJ1-TCS produces 110kW power and 375Nm torque and is standard on NLR, NLS and NNR models.

4HK1-TCN



4HK1-TCN produces 114kW power and 419Nm torque and is standard on NPR 45/55 and NPS models.

4HK1-TCC



4HK1-TCC produces 140kW power and 513Nm torque on selected NPR models and is standard on NQR models.

| N SERIES TIPPER RANGE | | | | | | | | |
|-----------------------|--------|---------------|-------------------------------------|----------|----------------|---------------------|----------------------------------|----------------|
| MODEL | CAB | GVM (kg) | GCM (kg) | ENGINE | POWER (kW@RPM) | TORQUE (Nm@RPM) | TRANSMISSION (GEARS/TYPE) | WHEELBASE (mm) |
| NLR 45-150 | Narrow | 4,500 | 7,000 | 4JJ1-TCS | 110 @ 2,800 | 375 @ 1,600 - 2,800 | 5-speed manual 6-speed TC-AMT | Short: 2,490 |
| NLS 45-150 | Narrow | 4,500 | 6,000 (off-road) 7,000 (on-road) | 4JJ1-TCS | 110 @ 2,800 | 375 @ 1,600 - 2,800 | 5-speed manual | Short: 2,740 |
| NLR 55-150 | Narrow | 5,500 | 8,000 | 4JJ1-TCS | 110 @ 2,800 | 375 @ 1,600 - 2,800 | 5-speed manual | Short: 2,490 |
| NPR 45/55-155 | Wide | 4,500 / 5,500 | 8,000 / 9,000 | 4HK1-TCN | 114 @ 2,600 | 419 @ 1,600 - 2,600 | 6-speed manual | Short: 2,765 |
| NPR 65/45-190 | Wide | 6,500 / 4,500 | 10,000 / 8,000 | 4HK1-TCC | 140 @ 2,600 | 513 @ 1,600 - 2,600 | 6-speed manual | Medium: 3,365 |
| Crew | | | | | | | | Long: 4,175 |
| NPR 75-190 | Wide | 7,500 | 11,000 | 4HK1-TCC | 140 @ 2,600 | 513 @ 1,600 - 2,600 | 6 -speed manual | Medium: 3,365 |
| NQR 87/80-190 | Wide | 8,700 / 8,000 | 12,200 / 11,500 | 4HK1-TCC | 140 @ 2,600 | 513 @ 1,600 - 2,600 | 6-speed AMT | Medium: 3,365 |

| N SERIES CREW CAB RANGE | | | | | | | | |
|-------------------------|--------|---------------|-----------------|----------|----------------|---------------------|--|----------------|
| MODEL | CAB | GVM (kg) | GCM (kg) | ENGINE | POWER (kW@RPM) | TORQUE (Nm@RPM) | TRANSMISSION (GEARS/TYPE) | WHEELBASE (mm) |
| NNR 45-150 | Wide | 4,500 | 8,000 | 4JJ1-TCS | 110 @ 2,800 | 375 @ 1,600 - 2,800 | 6-speed manual 6-speed TC-AMT | Medium: 3,365 |
| NLS 45-150 AWD | Narrow | 4,500 | 6,000 / 7,000 | 4JJ1-TCS | 110 @ 2,800 | 375 @ 1,600 - 2,800 | 5-speed manual | Short: 2,740 |
| NPR 65/45-190 | Wide | 6,500 / 4,500 | 10,000 / 8,000 | 4HK1-TCC | 140 @ 2,600 | 513 @ 1,600 - 2,600 | 6-speed manual | Long: 4,175 |
| NPR 65/45-190 AMT | | | | | | | 6-speed AMT | |
| NPS 75/45-155 4x4 | Wide | 7,500 / 4,500 | 11,000 | 4HK1-TCN | 114 @ 2,600 | 419 @ 1,600 - 2,600 | 5-speed manual (+2 speed transfer case) | Medium: 3,395 |
| NPR 65/45-190 Tipper | Wide | 6,500 / 4,500 | 10,000 | 4HK1-TCC | 140 @ 2,600 | 513 @ 1,600 - 2,600 | 6-speed manual | Long: 4,175 |
| NPR 45/55-155 | Wide | 4,500 / 5,500 | 11,000 | 4HK1-TCN | 114 @ 2,600 | 419 @ 1,600 - 2,600 | 6-speed manual | Long: 4,175 |
| NPR 45/55-155 AMT | | | | | | | 6-speed AMT | |
| NQR 87/80-190 | Wide | 8,700 / 8,000 | 12,200 / 11,500 | 4HK1-TCC | 140 @ 2,600 | 513 @ 1,600 - 2,600 | 6-speed manual | Long: 4,475 |
| NQR 87/80-190 AMT | | | | | | | 6-speed AMT | |

Note: The above chart is a brief representation of the chassis specifications within the Isuzu N Series model range. For a detailed understanding of the model and specification variants, please refer to the applicable Isuzu model Specification Sheet. Subject to the conditions outlined in the IAL New Vehicle Warranty, the N Series models carry a standard factory warranty as above. Extended Care may be purchased to cover the owner against the failure of original components, but may exclude some components and expendable items such as oil, filters etc. Isuzu Roadside Assistance is valid for three years from the date of new vehicle purchases; All Isuzu warranties are subject to mandatory prescribed terms under Australian Consumer law including customer guarantees. For more details visit the Isuzu website which explains Isuzu Warranties in more detail, or alternatively contact your local dealer. All warranties commence from date of delivery. °Refer to Extended Care Brochure.

ISUZU CARE.

Reliability means so much more than just a mechanically reliable truck. Isuzu Care is the most comprehensive customer care truck programme ever seen in Australia, offering a suite of innovative support services and a level of customer care that's setting new industry standards. Wherever you are, Care's as close as a freecall to 1800 035 640.



THE CONNECTED TRUCK.

Isuzu 'Connect Plus' Telematics* interconnects both truck and driver with your full support team, from the dispatcher to the service manager. To electronically, automatically and continuously share countless data, in real time, on virtually everything the truck and the driver do. And in the process, makes all of you even better 'drivers', including the driver himself.

*At additional cost.

ISUZU ROADSIDE ASSIST.

Isuzu Assist is a 3-year, 24-hour roadside assistance program that comes at no extra cost with all new Isuzu trucks. And while our trucks are renowned for their reliability, even if you run out of fuel, lose your keys, get a flat tyre (or battery), Isuzu Assist will be there to sort it out. Just freecall 1800 947 898.



ISUZU *priority* SERVICE AGREEMENTS


MAKE STRESS FREE SERVICING A PRIORITY.

There is nothing more crucial than maintaining a healthy fleet, so we've created a 'stress free' service in Isuzu Priority*. Knowing that the lifeblood of your business is under control, and in the best hands, provides true peace of mind and allows you to spend more time doing what you do best – building and growing your business.

*At additional cost.

ISIS.

Isuzu Sales Information System (ISIS for short) is a software program the dealer will use to help you select the right truck and body for your application. Once it's been programmed with your requirements, ISIS simulates how the truck will perform in terms of its weight distribution, available power and other performance characteristics. So with ISIS, you're sure to find your most suitable match.



ISUZU EXTENDED CARE.

Isuzu Extended Care* provides a two-year extension to Isuzu's three-year factory warranty. As well as the five-year factory warranty, you'll also receive five years of Isuzu's customer care programme and Isuzu Assist. Available when you buy your truck, it's the ultimate peace-of-mind.

*At additional cost.

