



Volkswagen

# Tiguan



---

# Contents

- 04** Introduction
- 05** Exterior
- 07** Interior
- 09** Performance
- 11** Technology and Safety
- 13** Highlights
- 18** Colours & Upholstery
- 19** Volkswagen Accessories
- 20** Volkswagen Choice
- 21** Specification Highlights











132TSI Comfortline model shown





---

# The Tiguan.

## It changes everything.

It's not often that an SUV comes along that changes the way people think about driving. The latest Tiguan is that vehicle, a stunning addition to Volkswagen's fleet that sets new benchmarks in terms of style, refinement and pure driver appeal.

With a sleek design that conveys its sporty intent and proportions that allow generous levels of space and comfort inside the cabin, the Tiguan could just be the best-looking SUV on the road.

The Tiguan's performance is every match for its visual appeal. Powered by new TSI petrol and TDI diesel engine technology, and with 4MOTION all-wheel drive available in all but the 110TSI variants, the Tiguan is as capable off-road as it is around town and on the highway. And together with BlueMotion Technology as standard, you can count on the Tiguan for excellent fuel efficiency.

Outstanding levels of safety, technology and connectivity are a Tiguan hallmark and help set it apart from other vehicles in its class. Not only has the Tiguan received an array of technological innovation to improve driving dynamics, the addition of active safety features as standard makes the Tiguan one of the most confidence-inspiring SUVs ever to be released.

Inside, the Tiguan combines stylish sophistication and space with driver aids designed to make driving as pleasurable as possible. Premium appointments throughout hint at levels of luxury rarely seen in this grade of vehicle, while impressive infotainment options help put the world at your fingertips.



---

## Exterior

The latest Tiguan extends the appeal of Volkswagen's latest brand architecture with a vehicle that is at once stylish and commanding.

The new model exudes strength and solidity thanks to its balanced proportions and long wheelbase. Its low profile also gives it a crouched, sporty look that is only enhanced by its sleek lines and well-proportioned curves. This is a vehicle that is rugged and elegant in equal measure.

The Tiguan presents a confident face to oncoming traffic, with angled headlights and LED daytime driving lights with integrated chrome strips (in the Highline) sitting below a high bonnet complete with V-shaped character lines. Side and central air inlets with honeycomb pattern are distinctive elements that add to the appeal of the Tiguan's façade.

In profile, the Tiguan's angular new look is aided by a striking shoulder line with integrated door handles. In Comfortline and Highline trim, the addition of a chrome finish to the window frames, lower body strip and roof rails gives the Tiguan a premium look.

From behind, the eye is immediately drawn to the Tiguan's large rear window and the continuation of the side shoulder line through the tailgate. LED tail lights are a feature across the entire range, as is the protruding diffuser with integrated parking sensors. Trapezoidal exhausts left and right on the 162TSI Highline give it a purposeful appearance.

Select the R-Line package on the Highline variant and the Tiguan receives a thorough sports styling transformation complete with R-Line bumpers, side sills, rear roof spoiler and exclusive R-Line badging.

A variety of appealing alloy wheels help set the Tiguan apart from its competitors. Among those available are 17-inch Montana (Trendline) and Tulsa (Comfortline) wheels, through to 18-inch Kingston (Highline) wheels and imposing 20-inch Suzuka wheels as part of the R-Line package.

**01** Montana 17" alloy wheel (110TSI Trendline)

**02** Tulsa 17" alloy wheel (110TSI Comfortline and 132TSI Comfortline)

**03** Kingston 18" alloy wheel (140TDI Highline)

**04** Suzuka 20" alloy wheel (Optional R-Line Package)

---









---

# Interior

The Tiguan wouldn't be a Volkswagen if it didn't convey a sense of refined comfort with every touch.

The dashboard itself is the epitome of clean and functional design, with everything the driver needs readily at hand. The cockpit has been designed to make the driver feel in charge and completely at one with the vehicle. A high-positioned gearshift and leather multi-function steering wheel with gearshift paddles (in the Highline) are just two examples of Volkswagen's focus on driver enjoyment.

Just because the cabin is practical doesn't mean it loses in terms of visual appeal. Decorative inserts in the dashboard and extending through to the rear are reminders that the Tiguan has been designed to look good as well as function perfectly.

Infotainment is front and centre with the latest-generation high resolution 8 inch (Trendline and Comfortline variants) and Discover Pro 9.2 inch (Highline only) infotainment system complete with smartphone glass appearance and clever App-Connect~ technology. Your phone connects via a USB interface, putting favourite apps on your Apple® or Android™ smartphone device immediately at your fingertips. Passengers can now also use the Tiguan's new Media Control technology (Comfortline and Highline variants only) to select music and more via their smartphone or tablet.

A key feature of the Tiguan's interior is undoubtedly its generous luggage capacity. At 615 litres with the seats up (and in the forward position), and expandable to 1655L with the seats folded, there is no need to worry about loading that extra suitcase or box of groceries. A low loading sill makes for easy use of the boot space, as does a luggage compartment floor that can be adjusted to two different heights.

If exceptional space weren't enough, the Tiguan has been designed to be as practical as possible. Front seat backrest-mounted tables are a versatile feature in Comfortline and Highline variants, as is the dashboard compartment for easy storage of sunglasses and other small items.



- 01** Direct Shift Gearbox (DSG)
- 02** Frameless rear view mirror
- 03** Discover Pro 9.2" infotainment system with Satellite Navigation
- 04** Luggage Capacity

---

~App-Connect is compatible for selected apps with the latest smartphone versions of iOS and Android.





---

## Performance

The Tiguan features the very latest in Volkswagen TSI and TDI engine technology, and both systems are bolstered by fuel-saving BlueMotion technologies.

Three TSI petrol engines are available, each tailored to suit different driving demands. The entry-level 1.4-litre TSI engine isn't just sprightly, it's economical thanks to Active Cylinder Management. This clever technology offers fuel savings by shutting down the second and third of the vehicle's four cylinders when the engine isn't under load.

Volkswagen's 2.0-litre 132kW TSI engine is for drivers who want added performance, while the top-spec 2.0-litre 162kW TSI shares an engine with the Golf GTI and offers outstanding power and torque delivery.

Drivers who appreciate the economy and driveability of diesel engines and want to take advantage of the Tiguan's towing potential can opt for one of two diesel engine options. The 2.0-litre 110kW TDI has torque in spades, while the top-spec 2.0-litre 140kW TDI is for those who aspire to optimum diesel performance.

For added confidence in challenging driving conditions, you can't go past Volkswagen's 4MOTION all-wheel drive system with Active Control. It's available on every Tiguan except the 110TSI versions.

Active Control allows the driver to tailor his or her driving experience by choosing one of four special all-wheel drive modes (snow, on-road, and two off-road settings: one automatic and one variable) via a rotary switch. A central mode button activates the Driving Profile Selection, which offers further personalisation of the on-road mode with Normal, Sport and Eco profiles available to the driver.

Opt for the R-Line package and the Tiguan receives innovative Adaptive Chassis Control, which constantly adjusts the suspension to the road conditions and driving situation via electrically controlled dampers. The driver can select from one of three different ride settings – Normal, Sport and Comfort – to alter the Tiguan's damping and steering characteristics. For exceptional feel through corners and less effort required at parking speed, the R-Line package also receives Progressive Steering.

No matter the Tiguan you choose, a range of BlueMotion technologies such as Start/Stop system and Brake Energy Recuperation are there to take the Tiguan further with every tank of fuel.



01 4MOTION Active Control all-wheel drive

02 132TSI Engine





---

# Technology and Safety

Few vehicles can claim to offer as extensive a range of intelligent technology as the Tiguan and modern conveniences help make the Tiguan an efficient and pleasurable drive. But they also offer peace of mind by making it exceedingly safe.

Among the aids that appear across the entire range are Front Assist with City Emergency Brake (City EB) and pedestrian monitoring functions<sup>^</sup>, which uses a radar sensor to detect when the distance to the vehicle in front is critical and helps to avoid or mitigate a potential impact. Manoeuvre Braking<sup>^</sup>; assisting the driver when reversing to avoid or reduce damage in a potential collision by initiating emergency braking. And Lane Assist<sup>^</sup> is a lane departure warning system designed to reduce the likelihood of the vehicle leaving its lane.

In the unfortunate event of a collision, vehicle occupants are protected by a comprehensive suite of seven airbags, including driver's knee protection. Multi-Collision Brake is an invaluable tool that initiates braking after a collision has taken place, thus preventing subsequent impacts or mitigating their severity. Then there is Driver Fatigue Detection<sup>^</sup>, which monitors driver behaviour to identify signs of fatigue.

The Tiguan also features a first for Volkswagen in the form of an active bonnet that rises away from the engine during a collision to help reduce injury to pedestrians.

Further assisting the driver is Rear View Camera<sup>^</sup>, which is integrated into the Tiguan's tailgate and offers the ability to view an enhanced image of what is behind the vehicle when reversing, and parking is a cinch with Park Assist<sup>^</sup>, which uses sensors front and rear to identify spaces and guide drivers into and out of them automatically.

The optional Driver Assistance Package, available on Comfortline and Highline variants, takes safety and technology to another level. One of the additions to the vehicle is also one of the most eye-catching – an Active Info Display, which takes the place of traditional instrumentation behind the steering wheel. This high definition digital instrument cluster uses a 12.3" screen with configurable views for navigation, infotainment, driver assistance, off-road and vehicle performance functions. Add in the aids like Area View; enabling the driver to see the entire area surrounding their vehicle, Side Assist<sup>^</sup>; detecting vehicles in blind spots to the left and right, Emergency Assist<sup>^</sup>; monitors the drivers characteristics and upon recognising if the driver suddenly becomes incapable of driving, automatically controls acceleration, braking and steering to slow the vehicle down and keep it in the lane, and Traffic Jam Assist<sup>^</sup>; making driving significantly more comfortable and helping to avoid typical rear-end collisions, and the Tiguan has you covered.



01 Side Assist<sup>^</sup>

02 Front Assist with City Emergency Brake (City EB)





# Highlights

An impressive amount of technology has been added to the Tiguan that, in combination with a number of new comfort aids, help maximise levels of driver enjoyment.

One small but significant addition to the Highline (and part of the optional Luxury package for Comfortline) is the automatically operated tailgate, which allows for fuss-free opening and closing of the rear door. With the Easy Open function, the tailgate can be opened simply by waving a foot in front of a sensor, making it enormously convenient when carrying a load of shopping. Closing the tailgate is as easy as pressing a button or allowing the Easy Close function to shut the tailgate automatically when the user moves away from the vehicle.

Elsewhere around the Highline, full LED headlights with Dynamic Cornering lights offer exceptional illumination of the road ahead and when turning.

Great care has been taken to improve driver and passenger comfort, which is why the Tiguan now features a new generation of seat with updated foam contours. Choose the Highline variant and feel the difference offered by Black Vienna leather appointed upholstery#. The driver's seat is electrically adjustable and comes with a memory function. Then there are the added touches that surprise and delight, such as ambient lighting.

Driver and passengers can choose the temperature that suits them courtesy of Air Care 3 Zone Climate Control Air-conditioning (Comfortline and Highline). Up to three different temperatures and air volumes can be selected (for driver, front passenger and rear cabin) with the added benefit of an air quality sensor and anti-allergen filter to maintain optimum air quality.

For the ultimate fit-out of your Tiguan Highline, the R-Line package incorporates all of the best features on offer, plus a suite of others such as R-Line steering wheel, brushed stainless steel pedals and aluminium front door sill strips with R-Line logo.

#Leather appointed seats have a combination of genuine and artificial leather, but are not wholly leather.



**01 & 02** Air Care 3 zone automatic climate control with allergen filter and air cleaning function

**03** Electronically-operated tailgate with Easy Open and Close





140TDI Highline model shown with optional R-Line and driver assistance packages



---

140TDI Highline model shown with optional R-Line packages






---

## Colours & Upholstery

Tiguan seats offer new levels of comfort and lateral support, and come in one of three upholstery grades. The Trendline features Black Cloth, while the Comfortline comes with Black Comfort Cloth as standard. The Highline features Storm Grey Vienna leather appointed upholstery# (only available in Highline models) or Black Vienna leather appointed upholstery# (also optional with the Comfortline in the Luxury Package) for the highest level of driver comfort and luxury.

In terms of exterior paint, the Tiguan comes in a variety of appealing colours, with Metallic and Pearl Effect available at an optional extra cost. Choose Pure White as a solid paint finish, or make a statement with one of a range of metallic finishes, including Caribbean Blue, Ruby Red, Habanero Orange, Tungsten Silver and Indium Grey. Deep Black comes in Pearl Effect paint finish for an added twist of exclusivity.



Please note that Metallic and Pearl Effect paint are optional at extra cost. The print process does not allow for exact reproduction of the exterior or the upholstery colours. Please contact your Volkswagen Dealer for further information on colours and upholstery combinations.

---

# Leather appointed seats has a combination of genuine and artificial leather, but are not wholly leather

- 01 Black Cloth seat upholstery
- 02 Black Comfort Cloth seat upholstery
- 03 Black Vienna leather appointed upholstery#
- 04 Storm Grey Vienna leather appointed upholstery#





06



07



08



09



12



10



11

06 Pure White

07 Tungsten Silver Metallic

08 Indium Grey Metallic

09 Caribbean Blue Metallic

10 Habanero Orange Metallic

11 Deep Black Pearl Effect

12 Ruby Red Metallic

# Volkswagen Accessories

Tiguan accessories that deliver everything that Volkswagen Genuine Accessories stands for: quality, safety and dynamic design.

Get ready to load up and drive away with the perfect transport and storage solutions available from Volkswagen Genuine Accessories. And take advantage of the Tiguan's impressive braked towing capacity of up to 2,500kg on selected models (up to 1,800kg braked towing capacity for the Tiguan 110TSI) by adding a Genuine Towbar Kit.

- 01 Roof bars with roof box
- 02 Tablet holder
- 03 Loadliner
- 04 Loading sill protection plate
- 05 Towbar kit
- 06 19" Auckland alloy wheel
- 07 Coat hanger



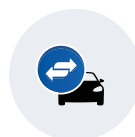
Overseas models are shown for illustrative purposes only. Optional accessories, at extra cost. Please note that the above accessories may have an effect on fuel efficiency. Items such as sports equipment are for illustration purposes only and are not available for purchase from Volkswagen Group Australia or its dealers. For a full range of Volkswagen Genuine Accessories, please visit an authorised Volkswagen Dealer.



# Volkswagen Choice - Guaranteed Future Value


We are out to prove there are still some guarantees in life. We have developed Volkswagen Choice<sup>^</sup> - a flexible finance solution that provides you with the assurance of knowing exactly what the minimum value of your vehicle will be down the track. With Volkswagen Choice<sup>^</sup>, you can enjoy your car without worrying about what the future will bring, providing peace of mind.

At the end of your term,  
you can simply choose to:



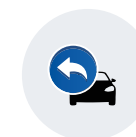
### Trade-in

Your vehicle and re-purchase a new Volkswagen under Volkswagen Choice.



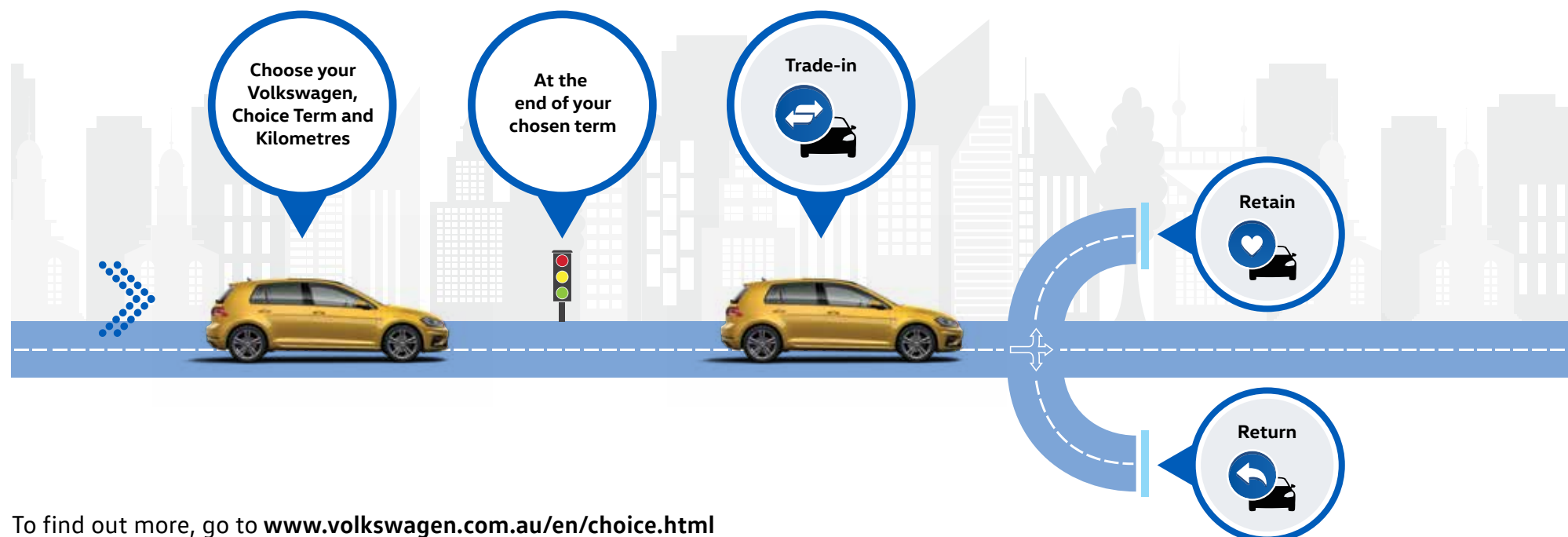
### Retain

Your vehicle by paying or refinancing the Guaranteed Future Value amount.



### Return

Your vehicle and receive the Guaranteed Future Value<sup>#</sup>



To find out more, go to [www.volkswagen.com.au/en/choice.html](http://www.volkswagen.com.au/en/choice.html)

<sup>^</sup>The Volkswagen Choice Program consists of an option to require Volkswagen Financial Services to purchase your vehicle at the end of your Volkswagen Financial Services Chattel Mortgage or Consumer Loan for a value (known as the Guaranteed Future Value) determined by Volkswagen Financial Services and set out in your contract. <sup>#</sup>The Guaranteed Future Value is not a representation by Volkswagen Financial Services as to the likely market value of your vehicle as at the end of your contract. The option is available on new and demonstrator Volkswagen vehicles for selected models only. Please verify with your dealership vehicles that are eligible for the program. If vehicles are not returned in an acceptable condition, as defined in the terms and conditions or exceed kilometre restrictions the Guaranteed Future Value will be reduced. See the Volkswagen Choice Fair Wear and Tear Guide for more information on the required conditions and circumstances. The cost of the Volkswagen Choice Program is incorporated into the applicable interest rate. Please read the full terms and conditions. Please consider whether these products and services are appropriate for your circumstances. Before acting on any of the information on this page, please seek independent financial and tax advice. Full terms and conditions are available upon application. Available only to approved applicants of Volkswagen Financial Services. Subject to credit assessment. Fees and charges apply. Fleet, government, rental buyers, hire car and chauffeur companies are excluded. Available at participating Volkswagen dealers. Volkswagen Financial Services is a trading name of Volkswagen Financial Services Australia Pty Limited ABN 20 097 071 460. Australian Credit Licence 389344

# Specification Highlights

For more information on features and specifications, please download the specification sheets available on the [volkswagen.com.au](http://volkswagen.com.au) website

## Trendline

110TSI 1.4L 110kW / 250Nm

- Front Assist with City EB and Pedestrian Monitoring<sup>^</sup>
- Lane Assist, Park Assist and Rear View Camera<sup>^</sup>
- 17 inch alloy wheels
- 8 inch infotainment system with App-Connect<sup>~</sup>
- Auto headlights and rain sensing wipers
- Leather multi-function steering wheel
- Driver Fatigue Detection<sup>^</sup> system
- LED tail lights

6 speed manual or 6 speed DSG

## Comfortline

110TSI 1.4L 110kW / 250Nm  
132TSI 2.0L 132kW / 320Nm  
110TDI 2.0L 110kW / 340Nm

- Air Care 3-zone climate control air conditioning
- Satellite navigation system with Media Control
- Driving profile selection with 4MOTION Active Control (4MOTION models only)
- Front fog lights
- Rear centre armrest and folding tray tables
- Chrome roof rails

6 speed DSG (110TSI only)  
7 speed DSG and 4MOTION All-wheel drive

## Highline

162TSI 2.0L 162kW / 350Nm  
140TDI 2.0L 140kW / 400Nm

- Vienna leather appointed upholstery<sup>#</sup>
- Electrically adjustable driver's seat with memory function
- Electrically foldable exterior mirrors
- Electronically-operated tailgate
- Keyless Access
- LED headlights
- 18 inch alloy wheels
- 9.2 inch satellite navigation system

7 speed DSG and 4MOTION All-wheel drive

### Optional Driver Assistance Package<sup>^</sup>

Adaptive Cruise Control (ACC), Side Assist with Rear Traffic Alert, Active info Display, Lane Assist with adaptive lane guidance, Traffic Jam Assist, Emergency Assist, Area View and power folding door mirrors\*

### Optional Luxury package

Vienna leather appointed upholstery<sup>#</sup>, electrically adjustable driver's seat with memory function, heated front seats, power folding door mirrors, Keyless Access, electronically-operated tailgate with Easy Open and Close and a panoramic electric glass sunroof

### Optional R-Line Package

R-Line body styling, R-Line interior, 20 inch alloy wheels, Adaptive Chassis Control and progressive steering

<sup>#</sup>Leather appointed seats has a combination of genuine and artificial leather, but are not wholly leather.

<sup>^</sup>Safety technologies are not a substitute for a driver's responsibility for the vehicle.

\*Power folding door mirrors are standard on Highline models

<sup>~</sup>App-Connect is compatible for selected apps with the latest smartphone versions of iOS and Android.





# Tiguan

Volkswagen Group Australia Pty Ltd  
24 Muir Road Chullora NSW 2190  
ABN 14 093 117 876

Printed in Australia  
September 2017

Publication: VWPTIGMY18

Your Volkswagen Dealer.

#### **Important information**

Apple CarPlay® is a registered trademark of Apple Inc. Android Auto™ is a registered trademark of Google Inc. MirrorLink® is a registered trademark of Car Connectivity Consortium LLC. Bluetooth® is a registered trademark of Bluetooth SIG Inc.

Volkswagen is distributed by Volkswagen Group Australia Pty Ltd, 24 Muir Road, Chullora, NSW 2190, ABN 14 093 117 876. Specifications are as planned at September 2017, for Model Year 18 and are subject to change without notice or obligation. All information in this brochure is correct at the time of publication, however variations may occur from time to time and Volkswagen, in so far as it is permitted by law to do so, shall not be liable in any way as a result of any reliance by any person on anything contained in this brochure. Authorised Volkswagen dealers will provide up-to-date information on model application, design feature, prices and availability on request. All colours are a general guide only, as the printing process cannot reproduce the actual exterior colour appearance. See your dealer to confirm colour/model availability.





Volkswagen

# Tiguan

## Specifications



# Features and Specifications

<b>Safety and Security</b>	<b>110TSI Trendline</b>	<b>110TSI Comfortline</b>	<b>132TSI Comfortline</b>	<b>110TDI Comfortline</b>	<b>162TSI Highline</b>	<b>140TDI Highline</b>
<b>Airbags</b>						
Driver and front passenger airbags	S	S	S	S	S	S
Driver's knee airbag	S	S	S	S	S	S
Driver and front passenger side airbags	S	S	S	S	S	S
Curtain airbags, front and rear	S	S	S	S	S	S
<b>Anti-theft</b>						
Electronic engine immobiliser	S	S	S	S	S	S
<b>Body</b>						
Fully galvanised body with 12 year anti-corrosion perforation warranty	S	S	S	S	S	S
Door side impact protection	S	S	S	S	S	S
Rigid safety cell with front and rear crumple zones	S	S	S	S	S	S
<b>Bonnet</b>						
Active bonnet, pedestrian protection	S	S	S	S	S	S
<b>Brakes</b>						
Automatic flashing brake lights activated in emergency braking situation	S	S	S	S	S	S
Anti-lock Braking System (ABS)	S	S	S	S	S	S
Brake Assist	S	S	S	S	S	S
Electronic Brake-pressure Distribution (EBD)	S	S	S	S	S	S
Electro-mechanical parking brake	S	S	S	S	S	S
Auto hold function	S	S	S	S	S	S
Multi-collision brake	S	S	S	S	S	S
<b>Child restraints</b>						
Child seat top tether anchorage points, mounted on rear seat back (3)	S	S	S	S	S	S
ISOFIX child seat anchorage points, outer rear seats	S	S	S	S	S	S
<b>Entry/warning reflectors in front and rear doors</b>	S	S	S	S	S	S
<b>Head restraints</b>						
Front safety optimised head restraints, height adjustable	S	—	—	—	—	—
Front safety optimised head restraints, longitudinal and height adjustable	—	S	S	S	S	S
Rear head restraints height adjustable and removable (3)	S	S	S	S	S	S
<b>Lighting</b>						
Daytime driving lights, halogen integrated in headlight housing	S	S	S	S	—	—
Daytime driving lights, LED integrated in headlight housing	—	—	—	—	S	S
Front fog lamps with static cornering lights, mounted in lower bumper	—	S	S	S	S	S
Rear fog lamp	S	S	S	S	S	S
Rear registration plate light, LED	S	S	S	S	S	S
Rear tail lights, LED	S	S	S	S	—	—
Rear tail lights, Premium LED	—	—	—	—	S	S



<b>Safety and Security (continued)</b>	<b>110TSI Trendline</b>	<b>110TSI Comfortline</b>	<b>132TSI Comfortline</b>	<b>110TDI Comfortline</b>	<b>162TSI Highline</b>	<b>140TDI Highline</b>
<b>Locking</b>						
Remote central locking	S	S	S	S	S	S
Keyless Access, keyless entry and starting system including starter button	—	P	P	P	S	S
2 stage unlocking (programmable)	S	S	S	S	S	S
Automatic locking after take-off (programmable)	S	S	S	S	S	S
One touch lock / unlock for driver	S	S	S	S	S	S
Child safety locks on rear doors	S	S	S	S	S	S
Fuel filler flap lock/unlock by remote, push to open	S	S	S	S	S	S
<b>Seat belts</b>						
Front height adjustable with pre-tensioners and belt force limiters	S	S	S	S	S	S
Outer rear seat belts with pre-tensioners and belt force limiters	S	S	S	S	S	S
Visual and acoustic warning for driver and front seat passenger seat belts not fastened	S	S	S	S	S	S
Visual indicator for rear seat passenger seat belt status	S	S	S	S	S	S
3 point seat belts for all passengers	S	S	S	S	S	S
<b>Traction control</b>						
Anti-Slip Regulation (ASR)	S	S	S	S	S	S
Electronic Differential Lock (EDL)	S	S	S	S	S	S
Electronic Stabilisation Program (ESP)	S	S	S	S	S	S
Extended Electronic Differential Lock (XDL)	S	S	S	S	S	S
4MOTION Active Control all-wheel drive	—	—	S	S	S	S
<b>Exterior Equipment / Styling</b>						
<b>Body enhancements</b>						
Body coloured bumper bars, exterior mirrors and door handles	S	S	S	S	S	S
Black grain effect protective trim on lower front and rear bumpers, side sills and wheel arches	S	S	S	S	S	S
Black trim around window frames	S	—	—	—	—	—
Chrome trim around window frames	—	S	S	S	S	S
Chrome lower body side mouldings	—	S	S	S	S	S
Chrome radiator grille highlights, top and bottom	S	S	S	S	S	S
Chrome radiator grille highlight, centre	—	—	—	—	S	S
Chrome headlight highlights, top and bottom	—	—	—	—	S	S
Lower air intake with chrome highlight	—	—	—	—	S	S
Lower air intake with black honeycomb insert	S	S	S	S	S	S
Exposed exhaust tail pipes, left	S	S	S	S	—	S
Trapezoidal chrome exhaust trims, left and right	—	—	—	—	S	—
Granite grey centre bumper trim, front and rear	—	S	S	S	S	S
<b>Paint</b>						
Metallic / Pearl Effect paint finish	O	O	O	O	O	O

<b>Exterior Equipment / Styling (continued)</b>	<b>110TSI Trendline</b>	<b>110TSI Comfortline</b>	<b>132TSI Comfortline</b>	<b>110TDI Comfortline</b>	<b>162TSI Highline</b>	<b>140TDI Highline</b>
<b>Roof</b>						
Roof rails, black	S	—	—	—	—	—
Roof rails, chrome	—	S	S	S	S	S
<b>Tinted glass</b>						
Dark red rear tail light clusters	—	—	—	—	S	S
Dark tinted rear side window and rear window glass, 65% light absorbing	—	—	—	—	S	S
Heat insulating tinted glass	S	S	S	S	S	S
<b>Wheels</b>						
Alloy wheels (Montana) 17x7" with 215/65 R17 tyres	S	—	—	—	—	—
Alloy wheels (Tulsa) 17x7" with 215/65 R17 tyres	—	S	S	S	—	—
Alloy wheels (Kingston) 18x7" with 235/55 R18 tyres	—	—	—	—	S	S
Anti-theft wheel bolts	S	S	S	S	S	S
Low tyre pressure indicator	S	S	S	S	S	S
Weight and space saving spare wheel	S	S	S	S	S	S

## Comfort and Convenience

<b>Armrest</b>						
Front centre armrest, adjustable with storage box and rear air outlets (2)	S	S	S	S	S	S
Rear seat centre armrest with cup holders (2)	—	S	S	S	S	S
<b>Air conditioning</b>						
Air conditioning, manual control	S	—	—	—	—	—
Air conditioning, Air Care 3 zone automatic climate control with air cleaning function, allergen filter and residual heat mode (REST)	—	S	S	S	S	S
Air quality and humidity sensor with automatic air recirculation	—	S	S	S	S	S
Dust and pollen filter	S	S	S	S	S	S
<b>Cruise control system including speed limiter (programmable)</b>	S	S	S	S	S	S
<b>Cup holders</b>						
Front (2)	S	S	S	S	S	S
Rear (2) in rear centre armrest	—	S	S	S	S	S
Rear (2) in folding tables on front seat backrests	—	S	S	S	S	S
Bottle holders in front door pockets	S	S	S	S	S	S
Bottle holders in rear door pockets	S	S	S	S	S	S
<b>Driver assistance systems*</b>						
Driver Fatigue Detection system	S	S	S	S	S	S
Driving profile selection with 4MOTION Active Control	—	—	S	S	S	S
Front Assist with City Emergency Brake (City EB) and pedestrian monitoring functions	S	S	S	S	S	S
Lane Assist, lane departure warning system	S	S	S	S	S	S
Manoeuvre braking, rear	S	S	S	S	S	S
Park Assist, parking bay and parallel parking assistance	S	S	S	S	S	S
Parking distance sensors, front and rear with acoustic warning and audio volume level reduction when sensor warning is activated	S	S	S	S	S	S
Optical Parking System (OPS) in radio/navigation display	S	S	S	S	S	S
Automatic kerb function when reversing, passenger's side exterior mirror	—	P	P	P	S	S
Rear View Camera (RVC Plus) with multi-angle views and dynamic guidance lines	S	S	S	S	S	S



<b>Comfort and Convenience (continued)</b>	<b>110TSI Trendline</b>	<b>110TSI Comfortline</b>	<b>132TSI Comfortline</b>	<b>110TDI Comfortline</b>	<b>162TSI Highline</b>	<b>140TDI Highline</b>
<b>Floor mats</b>						
Front and rear, carpet	—	S	S	S	S	S
<b>Grab handles</b>						
Soft fold away grab handles, front and rear	S	S	S	S	S	S
<b>Headlights</b>						
Coming / leaving home function	S	S	S	S	S	S
Combined headlight and fog light switch	S	S	S	S	S	S
Halogen twin headlights with daytime driving lights and clear polycarbonate lens	S	S	S	S	—	—
Headlight range adjustment, selection in infotainment system car menu	S	S	S	S	—	—
LED headlights for high and low beam with dynamic and static cornering lights, integrated LED daytime driving lights, automatic self-levelling	—	—	—	—	S	S
Low light sensor with automatic headlight function	S	S	S	S	S	S
<b>In car entertainment and technology</b>						
Composition Media audio system 8" colour touch screen display with smartphone style HMI and proximity sensor, AM/FM radio, CD player and SD card slot for music, compatible with MP3, WMA and AAC music files, jpeg image viewer, car menu with convenience and service settings, security coded	S	—	—	—	—	—
Discover Media audio and satellite navigation system 8" colour touch screen display with smartphone style HMI and proximity sensor, AM/FM radio, CD player and 2 x SD card slots for music and navigation data, 2D and 3D (bird's eye) map views, compatible with MP3, WMA and AAC music files, jpeg image viewer, car menu with convenience and service settings, security coded	—	S	S	S	—	—
Discover Pro audio and satellite navigation system 9.2" colour touch screen display with smartphone style HMI and proximity sensor, AM/FM radio, CD player and 2 x SD card slots for music, 10 gigabyte internal storage, 2D and 3D (bird's eye) map views, compatible with MP3, WMA and AAC music files, jpeg image viewer, car menu with convenience and service settings, security coded	—	—	—	—	S	S
App-Connect™ USB interface for Apple CarPlay®, Android Auto™ and MirrorLink® in front centre console	S	S	S	S	S	S
Audio, telephone, cruise control and Multi-Function Display controls mounted on steering wheel	S	S	S	S	S	S
Auxiliary input audio socket in front centre console	S	S	S	S	S	S
Bluetooth® phone connectivity with contacts display, operation via touch screen audio unit or Multi-Function Display and Bluetooth® audio streaming	S	S	S	S	S	S
Media control	—	S	S	S	S	S
Speakers, front and rear (8)	S	S	S	S	S	S
USB port in front centre console, Apple® compatible	S	S	S	S	S	S
USB ports, second Apple® compatible port in front centre console, third charging port in rear	—	—	—	—	S	S
Voice operation, telephone and navigation system functions can be operated using voice commands	—	—	—	—	S	S
<b>Instrumentation</b>						
Speedometer & tachometer, electronic odometer and tripmeter, fuel and coolant gauges, time, ambient temperature, seat belt indicators, gearshift position, parking brake indicator, low washer fluid warning, driver assistance system indicators and white illumination	S	S	S	S	S	S
Comfort indicator function (1 x touch = 3 x flash)	S	S	S	S	S	S

\*App-Connect is compatible for selected apps with the latest smartphone versions of iOS and Android.

S Standard P Part of an Optional Package O Optional Extra — Not available

<b>Comfort and Convenience (continued)</b>	<b>110TSI Trendline</b>	<b>110TSI Comfortline</b>	<b>132TSI Comfortline</b>	<b>110TDI Comfortline</b>	<b>162TSI Highline</b>	<b>140TDI Highline</b>
<b>Interior highlights</b>						
Chrome trim on instrument cluster, air vent surrounds and gearshift lever surround	S	S	S	S	S	S
Chrome highlight trim on headlight, exterior mirror and power window switches	—	S	S	S	S	S
Decorative inlays, "Diamond Silver" to dashboard and door trims	S	—	—	—	—	—
Decorative inlays, "Titanium Silver" to dashboard and door trims	—	S	S	S	—	—
Decorative inlays, "Dark Grid" to dashboard and door trims	—	—	—	—	S	S
Front door sill scuff plates in aluminium finish, illuminated	—	—	—	—	S	S
Gearshift knob with leather and aluminium finish	S	S	S	S	S	S
<b>Interior lighting</b>						
With time delay	S	S	S	S	S	S
Front reading lights (2) and rear passenger reading lights (2)	S	—	—	—	—	—
Front reading lights (2) and rear passenger reading lights (2) with illuminated buttons, LED Highline models	—	S	S	S	S	S
LED ambient lighting in door trim inserts	—	—	—	—	S	S
Lighting in driver and front passenger foot well	—	S	S	S	S	S
<b>Luggage compartment</b>						
Electrically operated automatic opening and closing of the tailgate with Easy Open and Easy Close functions	—	P	P	P	S	S
Load restraining hooks	S	S	S	S	S	S
Luggage compartment light	S	S	S	S	S	S
Luggage cover, removable	S	S	S	S	S	S
Luggage floor net	—	S	S	S	S	S
Shopping bag hooks	S	S	S	S	S	S
Storage dividers in side lining	S	S	S	S	S	S
Variable luggage compartment floor level	S	S	S	S	S	S
12 volt socket	S	S	S	S	S	S
<b>Mirrors</b>						
Automatic dimming interior rear-view mirror	S	S	S	S	S	S
Electrically heated and adjustable exterior mirrors	S	S	S	S	S	S
Electrically foldable exterior mirrors with environment lighting and memory function	—	P	P	P	S	S
Exterior mirrors with integrated LED turn indicators	S	S	S	S	S	S
<b>Power steering</b>						
Electro-mechanical, vehicle speed and steering input sensitive	S	S	S	S	S	S



<b>Comfort and Convenience (continued)</b>	<b>110TSI Trendline</b>	<b>110TSI Comfortline</b>	<b>132TSI Comfortline</b>	<b>110TDI Comfortline</b>	<b>162TSI Highline</b>	<b>140TDI Highline</b>
<b>Seating</b>						
Comfort front seats	—	S	S	S	—	—
Comfort sport front seats	—	P	P	P	S	S
Electric adjustment for driver's seat with 3 position memory function	—	P	P	P	S	S
Foldable front passenger seat backrest, serving as a table and load through provision	—	S	S	S	S	S
Folding tables on front seat backrests	—	S	S	S	S	S
Heated front seats	—	P	P	P	S	S
Height adjustment for front seats	S	S	S	S	S	S
Lumbar adjustment for driver's seat, electrically adjustable	—	P	P	P	S	S
Lumbar adjustment for driver's seat, manually adjustable	—	S	S	S	—	—
Lumbar adjustment for front passenger seat, manually adjustable	—	S	S	S	S	S
Split folding rear seat backrest (40/20/40)	S	S	S	S	S	S
Rear seat backrest with angle adjustment and longitudinally sliding seat base	S	S	S	S	S	S
Rear seat backrest remote release	—	S	S	S	S	S
Rear seat centre armrest with cup holders (2)	—	S	S	S	S	S
<b>Steering wheel</b>						
3 spoke leather covered flat bottomed steering wheel	S	S	S	S	S	S
Audio, telephone, cruise control and Multi-Function Display controls	S	S	S	S	S	S
Gearshift paddles	—	—	—	—	S	S
Height and reach adjustable steering wheel	S	S	S	S	S	S
<b>Storage</b>						
Centre console storage compartment under armrest	S	S	S	S	S	S
Centre dashboard top compartment with lid	S	S	S	S	S	S
Glove compartment with cooling and illumination	S	S	S	S	S	S
Tray and 12 volt socket in console	S	S	S	S	S	S
Compartment in front roof console for glasses storage	S	—	—	—	—	—
Drawer under driver's seat	—	S	S	S	—	—
Not fitted in combination with the optional Luxury package						
Drawer under front passenger seat	—	S	S	S	S	S
Driver's side dashboard compartment with lid	S	S	S	S	S	S
Front door compartments with bottle holder	S	S	S	S	S	S
Front seat backrest storage pockets	—	S	S	S	S	S
Net on front passenger's side of centre console	S	S	S	S	S	S
Overhead roof console with storage compartments	—	S	S	S	S	S
Not fitted in combination with the optional Luxury package or panoramic glass sunroof						
Rear door compartments with bottle holder	S	S	S	S	S	S

<b>Comfort and Convenience (continued)</b>	<b>110TSI Trendline</b>	<b>110TSI Comfortline</b>	<b>132TSI Comfortline</b>	<b>110TDI Comfortline</b>	<b>162TSI Highline</b>	<b>140TDI Highline</b>
<b>Sunroof</b>						
Panoramic glass sunroof Electrically slide and tilt adjustable front half section Integrated wind deflector and electrically operated (perforated) sunblind LED ambient lighting along the length of the panoramic sunroof, left and right Please note: The overhead storage compartments are not fitted in combination with this option	—	P	P	P	O	O
<b>Transmission</b>						
Gearshift recommendation indicator	S	S	S	S	S	S
6 speed manual transmission	S	—	—	—	—	—
6 speed Direct Shift Gearbox (DSG) with sport mode and Tiptronic function	O	S	—	—	—	—
7 speed Direct Shift Gearbox (DSG) with sport mode and Tiptronic function	—	—	S	S	S	S
<b>Trip computer</b>						
Multi-Function Display (MFD Plus) Monochrome display - Driving time, trip length, average and current speed, average and current fuel consumption, distance till empty, speed warning function, vehicle status, audio, telephone and convenience menus	S	—	—	—	—	—
Multi-Function Display (MFD Premium) Colour display and screen transitions with animations - driving time, trip length, average and current speed, average and current fuel consumption, distance till empty, speed warning function, vehicle status, audio, telephone, navigation and convenience menus	—	S	S	S	S	S
<b>Upholstery</b>						
Cloth seat upholstery	S	—	—	—	—	—
Comfort cloth seat upholstery	—	S	S	S	—	—
Vienna leather appointed upholstery <small>Leather appointed seats has a combination of genuine and artificial leather, but are not wholly leather</small>	—	P	P	P	S	S
<b>Vanity mirrors</b>						
Driver's and passenger's side vanity mirrors in sun visor with ticket holder	S	S	S	S	S	S
Illuminated on driver's and passenger's side	S	S	S	S	S	S
<b>Wipers</b>						
2 speed aero wipers with wash/wipe	S	S	S	S	S	S
Rain sensor	S	S	S	S	S	S
Rear window with wash/wipe and intermittent wipe	S	S	S	S	S	S
Warning light for low washer fluid level	S	S	S	S	S	S
<b>Windows</b>						
Power front /rear, with roll-back function and one-touch up-down	S	S	S	S	S	S
Remote operated convenience close and open feature (programmable)	S	S	S	S	S	S
<b>12V socket</b>						
Centre console, front and rear	S	S	S	S	S	S
Luggage compartment	S	S	S	S	S	S

Optional Packages	110TSI Trendline	110TSI Comfortline	132TSI Comfortline	110TDI Comfortline	162TSI Highline	140TDI Highline
<b>Driver assistance package*</b>						
Active Info Display, high resolution 12.3" TFT instrument display screen with customisable menus						
Adaptive Cruise Control (ACC)						
Area View, front, rear and side cameras to provide 360 degree exterior view						
Side Assist, lane changing assistant with Rear Traffic Alert						
Emergency Assist	—	O	O	O	O	O
Lane Assist with adaptive lane guidance						
Traffic Jam Assist						
Electrically foldable exterior mirrors with environment lighting and automatic kerb function when reversing, passenger's side (Comfortline Only)						
<b>Luxury package</b>						
Comfort sports front seats						
Vienna leather appointed upholstery#						
Panoramic glass sunroof, electrically slide and tilt adjustable front half section, integrated wind deflector and electrically operated (perforated) sunblind, LED ambient lighting along the length of the panoramic sunroof, left and right						
Electric adjustment for driver's seat with 3 position memory function						
Heated front seats						
Lumbar adjustment for driver's seat, electrically adjustable	—	O	O	O	—	—
Keyless Access, keyless entry and starting system including starter button						
Electrically operated automatic opening and closing of the tailgate with Easy Open and Easy Close functions						
Electrically foldable exterior mirrors with environment lighting, automatic kerb function when reversing, passenger's side and memory function						
Front LED reading lights (2) and rear passenger LED reading lights (2) with illuminated buttons						
Please note: The overhead storage compartments and driver's undersea storage drawer are not fitted in combination with this optional package						
<b>R-Line package</b>						
Adaptive chassis control						
Alloy wheels (Suzuka) 20x8.5" with 255/40 R20 tyres						
Black headlining and pillar trim						
Carpet floor mats and centre armrest with decorative stitching in Crystal Grey						
Chrome tail pipe trims						
Decorative inlays, "Black Lead Grey" to dashboard and door trims						
Design strip with R-Line logo on the front side panels and front doors						
Front bumper in R design with gloss black air intakes						
Lower body side extensions in body colour with black grained wheel arch extensions						
Progressive steering						
Rear bumper with sports diffuser in gloss black	—	—	—	—	O	O
R-Line badge in radiator grille						
R-Line logo on infotainment start screen						
R-Line multi-function leather covered sports steering wheel with decorative stitching in Crystal Grey and R-Line logo						
R-Line rear spoiler						
Stainless steel finish accelerator and brake pedals						
Stainless steel finish front door sill scuff plates with R-Line logo, illuminated						
Vienna leather appointed seat upholstery# for R-Line with R-Line logo and decorative stitching in Crystal Grey						
Please note: The R-Line package is only available with selected exterior colours. Please refer to the Colour Combinations section of the specification sheet						

\*Safety technologies are not a substitute for the driver's responsibility of the vehicle. #Leather appointed seats has a combination of genuine and artificial leather, but are not wholly leather.

S Standard P Part of an Optional Package O Optional Extra — Not available



# Technical Specifications

	110TSI Trendline & Comfortline <sup>^</sup>		132TSI Comfortline	110TDI Comfortline	162TSI Highline	140TDI Highline
<b>Engine</b>	<b>1.4 litre TSI Active Cylinder Management BlueMotion Technology</b>		<b>2.0 litre TSI BlueMotion Technology</b>	<b>2.0 litre TDI BlueMotion Technology</b>	<b>2.0 litre TSI BlueMotion Technology</b>	<b>2.0 litre TDI BlueMotion Technology</b>
Type	4 cylinder inline turbocharged direct injection petrol with engine Start/Stop system*		4 cylinder inline turbocharged direct injection petrol with engine Start/Stop system*	4 cylinder inline turbo diesel with engine Start/Stop system*	4 cylinder inline turbocharged direct injection petrol with engine Start/Stop system*	4 cylinder inline turbo diesel with engine Start/Stop system*
Installation	Front transverse		Front transverse	Front transverse	Front transverse	Front transverse
Cubic capacity, litres/cc	1.4/1395		2.0/1984	2.0/1968	2.0/1984	2.0/1968
Bore/stroke, mm	74.5/80.0		82.5/92.8	81.0/95.5	82.5/92.8	81.0/95.5
Max power, kW @ rpm	110 @ 5000-6000		132 @ 3900-6000	110 @ 3500-4000	162 @ 4500-6200	140 @ 3500-4000
Max torque, Nm @ rpm	250 @ 1500-3500		320 @ 1500-3940	340 @ 1750-3000	350 @ 1500-4400	400 @ 1900-3300
Compression ratio	10:1		11.65:1	16.2:1	9.6:1	16.2:1
Fuel system	Direct injection		Direct injection	Common rail injection	Direct injection	Common rail injection
Ignition system	Electronic		Electronic	Compression	Electronic	Compression
Exhaust emission control	Two three-way catalytic converters with Lambda control; Exhaust gas recirculation		Two three-way catalytic converters with Lambda control; Exhaust gas recirculation	Exhaust gas recirculation with SCR catalytic converter and diesel particulate filter	Three-way catalytic converter with Lambda control; exhaust gas recirculation	Exhaust gas recirculation with SCR catalytic converter and diesel particulate filter
Fuel type (recommended)	Premium unleaded 95 RON minimum		Premium unleaded 95 RON minimum	Diesel DIN EN 590	Premium unleaded 95 RON minimum	Diesel DIN EN 590
<b>Transmission</b>	<b>6 Speed Manual</b>	<b>6 Speed DSG<sup>^</sup></b>	<b>7 Speed DSG</b>	<b>7 Speed DSG</b>	<b>7 Speed DSG</b>	<b>7 Speed DSG</b>
Driven wheels	Front wheel drive	Front wheel drive	4MOTION all-wheel drive	4MOTION all-wheel drive	4MOTION all-wheel drive	4MOTION all-wheel drive
<b>Performance<sup>#</sup></b>						
0 – 100 km/h, seconds	9.2	9.2	7.7	9.3	6.5	7.9
<b>Fuel Consumption<sup>**</sup></b>						
Combined, L/100km	6.0	6.3	7.5	5.9	8.1	5.9
Urban, L/100km	7.2	7.6	9.2	7.0	10.0	6.7
Extra Urban, L/100km	5.3	5.7	6.5	5.3	7.0	5.4
CO <sub>2</sub> emission g/km	138	146	173	155	186	155
Fuel tank capacity, L	58	58	60	60	60	60

<sup>^</sup>The 110TSI Comfortline is available exclusively with the 6 speed DSG transmission.

\*The Start/Stop system is designed to reduce fuel consumption and CO<sub>2</sub> emissions. It achieves this by automatically switching off the engine while the vehicle is stationary and then starting it again automatically when the driver wants to drive off. There are certain operating conditions where the Start/Stop system is deactivated (e.g. during engine warm-up), please refer to the owner's manual for full operating information.

<sup>#</sup>Please note figures are sourced from overseas data where equipment levels by model variant may vary.

<sup>\*\*</sup>Fuel consumption figures according to Australian Design Rule (ADR) 81/02 derived from laboratory testing. Factors including but not limited to driving style, road and traffic conditions, environmental influences, vehicle condition and accessories fitted, will in practice in the real world lead to figures which generally differ from those advertised. Advertised figures are meant for comparison amongst vehicles only.

# Technical Specifications

	110TSI Trendline & 110TSI Comfortline <sup>^</sup>		132TSI Comfortline	110TDI Comfortline	162TSI Highline	140TDI Highline
<b>Running gear</b>						
Suspension	Independent, MacPherson struts with lower A-arms. Anti-roll bar.					
Front axle						
Rear axle	Independent, four-link with coil springs. Anti-roll bar.					
Steering	Electro-mechanical power assisted rack & pinion steering.					
Brake systems	Anti-lock Braking System (ABS) with Electronic Brake-pressure Distribution (EBD), Brake Assist and Electronic Stabilisation Program (ESP). Brake energy recuperation					
Brakes	Ventilated Discs					
Front						
Rear	Discs					
Turning circle m	11.5					
<b>Weights</b>						
	<b>6 Speed Manual</b>	<b>6 Speed DSG<sup>^</sup></b>	<b>7 Speed DSG</b>	<b>7 Speed DSG</b>	<b>7 Speed DSG</b>	<b>7 Speed DSG</b>
Tare mass, kg	1430	1450	1600	1647	1637	1691
<b>Towing capacity kg*</b>						
Braked*	1800	1800	2500	2500	2500	2500
Unbraked	750	750	750	750	750	750
Towbar load limit kg	100	100	100	100	100	100
<b>Exterior Dimensions</b>						
Overall length mm	4486	4486	4486	4486	4486 (4490)	4486 (4490)
Width mm	1839	1839	1839	1839	1839 (1859)	1839 (1859)
Height mm	1648	1648	1658	1658	1658	1658
Wheelbase mm	2681	2681	2681	2681	2681	2681
Track mm						
Front						
Rear	1582	1582	1582	1582	1576 (1586)	1576 (1586)
Running clearance <sup>Δ</sup> mm	1572	1572	1572	1572	1566 (1576)	1566 (1576)
	191	191	201	201	201	201

Figures in brackets relate to the optional R-Line package

<sup>^</sup> The 110TSI Comfortline is available exclusively with the 6 speed DSG transmission.

\* Please note tow bar capacities are applicable to the Genuine Volkswagen Accessory tow bar.

≠ Please note, Volkswagen Group Australia does not endorse or will not be held liable for any claim, loss or damage arising from the use or fitment of electronic trailer brakes.

Δ Running clearance measurement may vary with wheel size, tyre pressure and tread depth.

# Technical Specifications

	110TSI Trendline & 110TSI Comfortline^		132TSI Comfortline	110TDI Comfortline	162TSI Highline	140TDI Highline
Luggage Area Dimensions#	6 Speed Manual	6 Speed DSG^	7 Speed DSG	7 Speed DSG	7 Speed DSG	7 Speed DSG
Volume L						
Rear seat upright	615	615	615	615	615	615
Rear seat folded	1655	1655	1655	1655	1655	1655
Floor length mm						
Rear seat upright	985	985	985	985	985	985
Rear seat folded	1746	1746	1746	1746	1746	1746
Floor width mm						
Narrowest point	1004	1004	1004	1004	1004	1004
Load height mm						
To luggage cover	675	675	675	675	675	675

# Please note figures are sourced from overseas data where equipment levels by model variant may vary.

# Colour Combinations

Seat Upholstery	Exterior Colours						
	Pure White	Habanero Orange Metallic	Indium Grey Metallic	Tungsten Silver Metallic	Caribbean Blue Metallic	Ruby Red Metallic	Deep Black Pearl Effect
<b>110TSI Trendline</b>							
Black cloth seat upholstery	S	S	S	S	S	S	S
<b>110TSI, 110TDI, 132TSI Comfortline</b>							
Black comfort cloth seat upholstery	S	S	S	S	S	S	S
Black Vienna leather appointed seat upholstery*	P	P	P	P	P	P	P
<b>140TDI, 162TSI Highline</b>							
Black Vienna leather appointed seat upholstery*	S	S	S	S	S	S	S
Storm Grey Vienna leather appointed seat upholstery*	S	S	S	S	S	S	S
Black R-Line Vienna leather appointed seat upholstery*	P	—	P	P	—	P	P

Please note Metallic (M) and Pearl Effect (PE) paint are optional at extra cost.

\* Leather appointed seats have a combination of genuine and artificial leather, but are not wholly leather.



# Glossary

## 4MOTION all-wheel drive<sup>^</sup>

An all wheel drive system that provides the best possible traction at all road speeds, in all weather and road conditions. An electronically controlled multi-plate clutch directs torque to the axle with the best traction.

When operating under a relatively low load or when coasting, power is primarily distributed to the front axle, thus saving fuel. However, the rear axle can be variably engaged in fractions of a second whenever necessary, even before any wheel starts to slip and therefore reducing the potential for a loss of traction. The wheels of the Tiguan are prevented from spinning even when driving off and accelerating.

Activation of the multi-plate clutch is based primarily on the engine torque demanded by the driver. In parallel, a system within the all-wheel drive control unit evaluates such parameters as wheel speeds and steering angle.

## Adaptive Cruise Control (ACC)\*

Adaptive Cruise Control (ACC) is an extension of the conventional cruise control system with advanced capabilities based on a radar sensor. When ACC is activated, the vehicle automatically brakes and accelerates to a speed and distance set by the driver.

If the Tiguan approaches a slower vehicle, the ACC brakes the car to the same speed and maintains the pre-selected distance. Even when a vehicle pulls into the same lane in front of you or slows, your vehicle is automatically decelerated to the pre-selected distance. If the vehicle ahead moves out of your lane, the Tiguan then accelerates up to the pre-set desired speed.

Deceleration of the vehicle may take place via intervention in the engine management system. If deceleration via engine torque is not sufficient, brake intervention takes place, braking the vehicle to a standstill if the traffic situation necessitates in vehicles equipped with a DSG transmission. ACC can be reactivated automatically by depressing the accelerator pedal.

The dynamics of the ACC system can be individually varied by selecting one of the driving programs from the driver profile selector.

Adaptive Cruise Control (ACC) cannot replace the driver's attentiveness. The driver is still legally responsible for the vehicle and must monitor the speed and distance in relation to other vehicles. The ACC system should not be used on winding roads or in adverse weather conditions such as heavy rain.

## Anti-lock Braking System (ABS)

When braking, wheel speed sensors measure the road wheel speed and should one or more wheels start to lock the ABS system reduces brake pressure to that wheel. This prevents the wheels from locking during heavy or emergency braking, enabling the vehicle to remain steerable.

## Anti-Slip Regulation (ASR)

ASR is a switchable traction control system that prevents the wheels from spinning under acceleration by reducing engine torque.

## Auto Hold function

As soon as the vehicle comes to a complete stop, the ABS hydraulic unit stores the vehicle's final braking pressure. So even when you take your foot off the brake pedal, all four wheels' brakes remain applied, providing increased comfort in stationary traffic. This function is released automatically when you drive off again.

\*Optional equipment <sup>^</sup>Only available on selected models

## Brake Assist

During emergency braking, Brake Assist aids the driver by increasing the brake pressure automatically to a level exceeding the locking limit. The ABS is thus quickly brought into the operating range, which enables maximum vehicle deceleration to be achieved.

## Direct Shift Gearbox (DSG)

DSG is a manual gearbox in which the gearshifts are controlled electronically. What makes the DSG unique is that it has 2 separate gear sets operated by 2 clutches. The benefit of 2 gear sets and 2 clutches is that one gear set and clutch is engaged driving the vehicle with the second disengaged clutch having already pre-selected the next gear awaiting for power to be transferred. As the next gear has already been pre-selected prior to power being applied, the gear change only takes 3-4 100ths of a second. There is virtually no interruption to power, traction or acceleration. The DSG also offers Tiptronic gear selection and sports mode.

## Driving Profile Selection with 4MOTION Active Control<sup>^</sup>

Driving profile selection provides the driver with a wide-ranging choice of settings that can be made to the vehicle according to the driver's preferences. The driver has the option of choosing between the following driving profiles: Normal, Sport, Eco, Comfort (with optional R-Line) and Individual. The Normal profile offers a comfortable but dynamic driving style. Sport provides faster response of the accelerator pedal, sportier damping and steering, while the DSG switches to Sport mode. Eco mode has been designed to enhance fuel efficiency by including coasting function and by adapting engine performance, earlier gearshift points and consumption-optimised control of the air conditioning system. Comfort mode offers a more relaxed and comfortable driving experience, primarily through the softer suspension setting of the adaptive chassis control. The Individual setting allows the driver to separately set various parameters including steering, engine, Adaptive Cruise Control (ACC) and air conditioning.

4MOTION Active Control provides for the convenient selection of on-road and off-road driving profiles for model equipped with 4MOTION by means of a rotary dial. Rotating the dial selects one of four special all-wheel drive modes: Snow, On-road, Off-road (automatic configuration of the off-road parameters) and Off-road individual (variable settings).

## Electronic Brake-pressure Distribution (EBD)

Electronic, more sophisticated means of regulating the ratio of front/rear brake pressure. Settings are varied according to driving and load conditions to ensure each wheel is braked to the optimum extent.

## Electronic Differential Lock (EDL)

EDL improves driving and steering characteristics when accelerating on road surfaces where each wheel has a different degree of traction. The system operates automatically and is combined with the ABS system. Using the ABS wheel sensors, EDL monitors the speed of the individual driving wheels. When a difference in driving wheel speed is detected (i.e. when one wheel starts to spin due to differences in road surfaces, e.g. due to water or dirt) the system brakes the spinning wheel, transferring engine power to the wheel with the best traction.

# Glossary

## Electronic Stabilisation Program (ESP)

ABS, EDL and ASR traction control systems are integrated into the Electronic Stabilisation Program (ESP). In short, ESP helps ensure that the vehicle goes where you steer it even in extreme driving conditions. The ESP system constantly compares the actual movement of the vehicle with pre-determined values and should a situation arise where the vehicle starts to skid, ESP will apply the brakes to individual wheels and automatically adjust the engine's power output to correct the problem. ESP prevents the vehicle from losing control when trying to avoid an accident, for example. It also reduces the effects of understeer or oversteer.

## Emergency Assist\*

Emergency Assist monitors the driving characteristics and recognises, within the limits of the system, if the driver suddenly becomes incapable of driving (due to the vehicle not being controlled).

Emergency Assist detects a lack of activity on the part of the driver and issues repeated visual and acoustic warnings and initiates a quick jolt of the brakes to request the driver to take control of the vehicle.

If the driver remains inactive, the system automatically controls acceleration, braking and steering to slow the vehicle down and keep it in the lane. If there is sufficient stopping distance, the system decelerates the vehicle to a complete stop and switches on the electronic parking brake automatically.

When Emergency Assist is actively controlling the vehicle, the hazard warning lights are switched on and the vehicle performs a slight snaking motion within its lane to warn other road users. Ideally this will prevent a collision, or at least reduce its severity.

Emergency Assist cannot replace the driver's attentiveness. The driver is still legally responsible for the vehicle and must monitor the speed and distance in relation to other vehicles. Emergency Assist utilises both the Adaptive Cruise Control (ACC) and Lane Assist driver assistance systems. The ACC system should not be used on winding roads or in adverse weather conditions such as heavy rain. The system will not work if there are no recognisable lane markings. The camera vision can be reduced by rain, snow, heavy spray or oncoming lights. This and vehicles in front of you can lead to the lane markings not being recognised by the Lane Assist system.

## Extended Electronic Differential Lock (XDL)

XDL is an extension of the Electronic Differential Lock (EDL) function. When cornering, XDL responds to the load relief at the driven wheel/s on the inside of a corner. The ESP hydraulics are used for the XDL to apply pressure to the wheel on the inside of the corner in order to prevent wheel spin. This improves traction and reduces the tendency to understeer. As a direct result of the one-sided and precise braking pressure, cornering is sportier and more accurate.

## Fatigue Detection

The driver Fatigue Detection system automatically analyses the driving characteristics and indicate possible fatigue, recommends that the driver takes a break. The system continually evaluates steering wheel movements along with other signals in the vehicle on motorways and others roads at speeds in excess of 65km/h, and calculates a fatigue estimate. If fatigue is detected, the driver is warned by information in the Multi-function Display and an acoustic signal. The warning is repeated after 15 minutes if the driver has not taken a break.

Fatigue Detection cannot replace the driver's attentiveness. The driver is still legally responsible for the vehicle and therefore determining whether or not they are fit to drive. A driving time of 15 minutes is required in order to assess the driver correctly. The functionality of the system is restricted given a sporty driving style. winding roads and poor road surfaces.

## Front Assist with City Emergency Brake (City EB) and Pedestrian Monitoring functions

The Front Assist ambient traffic monitoring system uses a radar sensor to detect critical distance situations and thus help to shorten the braking distance, reducing the risk of a rear-end collision.

The traffic ahead is monitored constantly by the radar at the front. If a vehicle is detected ahead of you in the lane, the distance and the speed relative to it are calculated. If the gap is closing too fast, Front Assist initially warns the driver by means of an audible as well as a visual signal. At the same time, the brake pads are brought into contact with the brake discs and the sensitivity of the Brake Assist is increased. This primes the braking system for a possible emergency stop. Furthermore, an automatic jolt of the brakes warns the driver of the danger. If the driver also fails to react to the warning jolt, Front Assist brakes automatically, helping to avoid a collision or reduce the severity of the accident.

The City Emergency Brake (City EB) function is a radar based emergency braking system designed to help a driver avoid a low-speed crash or to reduce its severity. At vehicle speeds below 30km/h, City EB monitors the area ahead of the car for vehicles which might present a threat of collision. If a collision is likely, City Emergency Braking first pre-charges the brakes and makes the emergency Brake Assist system more sensitive: if the driver should notice the risk, the car is ready to respond more quickly to their braking action. However, if the driver still takes no action and a collision becomes imminent, City Emergency Braking independently applies the brakes very hard. If the driver intervenes to try to avoid the accident, either by accelerating hard or by steering, City EB will deactivate and allow the driver to complete the avoidance manoeuvre.

Pedestrian Monitoring is an extension of the Front Assist monitoring system featuring the City Emergency Brake. The system uses a radar sensor in the radiator grille to monitor the area in front of the vehicle and within the limits of the system, register certain situations, for example a pedestrian stepping onto the road suddenly. The system then gives an immediate acoustic and visual signal to warn the driver. If the driver does not brake, the system initiates a jolt of the brake as a warning about the critical situation, while at the same time preparing for hard braking. If the driver fails to react, the system automatically performs emergency braking, within system limits. Ideally this will prevent a collision, or at least reduce its severity

Front Assist with City Emergency Brake (City EB) and Pedestrian Monitoring cannot replace the driver's attentiveness. The driver is still legally responsible for the vehicle and must monitor the speed and distance in relation to other vehicles..

# Glossary

## Lane Assist

Lane Assist is a lane departure warning system that is designed to help reduce the likelihood of the vehicle leaving the road or crossing into an oncoming lane and therefore the risk of accident as a result of driver distraction or a lapse in concentration.

The Lane Assist system monitors the road ahead with the aid of a camera (located near the interior rear-view mirror) which recognises lane markings and evaluates the position of the vehicle. If the vehicle starts to leave the lane, the Lane Assist system takes corrective steering action. If this is not sufficient the driver is warned about the situation by a steering vibration and is asked to take over the steering. Additionally, if no active steering movements by the driver are recognised for longer than approximately 8 seconds, a message will appear in the Multi-Function Display in conjunction with a warning tone. The corrective steering function can be overridden by the driver at any time and the system does not react if the turn indicator is set before crossing a lane marking.

When adaptive lane guidance\* is active and the system detects both lane markings to the left and right of the vehicle, the function provides permanent assistance while the vehicle is in motion. The system adopts the preferred position within the lane in which the vehicle is travelling. For example, if the vehicle is being driven slightly off-centre in the lane, the system will learn to adopt the new position within a short period of time.

Lane Assist cannot replace the driver's attentiveness. The driver is still legally responsible for the vehicle and therefore staying in the lane at all times. The system will not work if there are no recognisable lane markings. The camera vision can be reduced by rain, snow, heavy spray or oncoming lights. This and vehicles in front of you can lead to the lane markings not being recognised by the Lane Assist system. The Lane Assist system does not activate at a vehicle speed of less than 65km/h.

## Manoeuvre braking

Manoeuvre braking assists the driver to avoid or reduce damage in a potential collision by initiating emergency braking. It supports the driver during reverse manoeuvring in a speed range of a maximum 10 km/h. If the risk for an accident is recognised, emergency braking is initiated to minimise possible damage. Manoeuvre braking is activated in the rear when reverse gear is selected or if the vehicle is rolling backwards.

Manoeuvre braking cannot replace the driver's attentiveness. The driver is still legally responsible for the vehicle. The object must be detected by the sensors. If the driver notices a risk that pedestrians, other vehicles or objects could be damaged they need to react accordingly and stop the vehicle.

## Multi-collision brake

The multi-collision brake has been designed to provide effective assistance for the driver in the moments after an accident. Multi-collision brake triggers automatic controlled braking once an initial collision has been detected so as to reduce the intensity of further accidents after a collision and can help prevent follow-on collisions with oncoming traffic.

The triggering of the multi-collision brake is based on a collision being detected by the airbag sensors. The ESP control unit limits the deceleration of the vehicle by the multi-collision brake to a defined value and vehicle speed. The vehicle can still be controlled by the driver, even when automatic braking is taking place. The driver can interrupt the multi-collision braking at any time by accelerating or braking even more strongly.

## Park Assist

The third generation Park Assist system actively helps the driver when entering or reversing into 90° parking bays, as well as reversing into and driving out of parallel parking spaces. The system works by using sensors mounted either side of the front and rear bumpers together with parking distance sensors front and rear. To park, the driver simply presses the Park Assist button to select the type of parking manoeuvre and uses the appropriate indicator as the car slowly passes the potential parking space. Sensors scan the size of the parking space as the car is driven past and the driver is alerted if the parking space is big enough. If there is sufficient space, the driver stops the car, selects the correct gear and lets go of the steering wheel.

Park Assist will alert the driver of the intended path and subsequently the appearance of obstacles in the Multi-Function Display, within the driver's field of vision. Park Assist then actively supports the driver by taking over the steering control and parks the vehicle in the available space using the ideal course, if necessary with several moves. The driver can however take over the control of the steering at any time and end the automatic parking procedure.

Park Assist cannot replace the driver's attentiveness. The driver is still legally responsible for the vehicle. If the driver notices a risk that pedestrians, other vehicles or objects could be damaged or if they are uncertain of the risk, they will need to react accordingly and stop the vehicle, ending the function.

## Side Assist with Rear Traffic Alert\*

Side Assist, is a lane change assistant that detects vehicles on the right and left hand side of the lane, in the blind spot and those vehicles coming nearer behind. The system informs with a warning light in the exterior mirror whenever a detected vehicle is close and a lane change would be dangerous. If the driver sets the indicator, the warning light begins to flash. Rear Traffic Alert warns the driver of approaching traffic at the rear of the car when reversing via an audible warning followed by a visual message in the Optical Parking System (OPS).

Side Assist also works in conjunction with the Lane Assist system. If another vehicle is in the blind spot during a lane change, the dual assist system warns the driver by means of flashing LEDs in the right-hand or left-hand exterior mirror and by vibrations on the steering wheel. It also supports the driver by means of a corrective steering intervention. This procedure occurs regardless of the state of the turn indicators.

Side Assist with Rear Traffic Alert cannot replace the driver's attentiveness. The driver is still legally responsible for the vehicle and must monitor the speed and distance in relation to other vehicles.

## Traffic Jam Assist\*

In congested traffic situations, Traffic Jam Assist makes driving significantly more comfortable and helps to avoid typical rear-end collision accidents. The Traffic Jam Assist function combines the driver assistance systems Adaptive Cruise Control (ACC) and Lane Assist with adaptive lane guidance.

In a speed range of 0-60km/h, the system automatically controls acceleration, braking, steering and if required, will decelerate to a stop behind a vehicle that is stopping.

Traffic Jam Assist cannot replace the driver's attentiveness. The driver is still legally responsible for the vehicle and must monitor the speed and distance in relation to other vehicles. Traffic Jam Assist has been developed for use only on motorways.





# Tiguan

Volkswagen Group Australia Pty Ltd  
24 Muir Road Chullora NSW 2190  
ABN 14 093 117 876

Produced in Australia  
September 2017

Publication: VWPTIGSPEMY18

Apple CarPlay® and Apple Lightning® are registered trademarks of Apple Inc. Android Auto™ is a registered trademark of Google Inc. MirrorLink® is a registered trademark of Car Connectivity Consortium LLC. Bluetooth® is a registered trademark of Bluetooth SIG Inc.

Volkswagen is distributed by Volkswagen Group Australia Pty Ltd, 24 Muir Road Chullora, NSW 2190. ABN 14 093 117 876. Specifications are as planned at September 2017, for Model Year 18 and are subject to change without notice or obligation. All information in this specification sheet is correct at the time of publication, however variations may occur from time to time and Volkswagen, in so far as it is permitted by law to do so, shall not be liable in any way as a result of any reliance by any person on anything contained in this specification sheet. Authorised Volkswagen dealers will provide up-to-date information on model application, design feature, prices and availability on request.

Your Volkswagen Dealer.