



JAZZ



CR-Z



INSIGHT



CITY



CIVIC HATCH



CIVIC SEDAN



ACCORD EURO



ACCORD



CR-V



ODYSSEY

The Power of Clever Thinking



HONDA
The Power of Dreams



Honda Australia Pty. Ltd.

ACN 004 759 611 ABN 66 004 759 611

95 Sharps Road, Tullamarine, Victoria, 3043. Freecall 1800 804 954 honda.com.au/cars

facebook.com/HondaAustraliaCars twitter.com/Honda_Australia youtube.com/HondaAustralia pinterest.com/HondaCars

The specifications and major features listed herein are accurate as at the date of printing (March 2014/15YM Petrol and 14YM Diesel). However, Honda Australia Pty. Ltd. reserves the right to change or modify specifications and major features at any time without prior notice. Due to ordering, shipping and freight factors, some colour, model, option and accessory availabilities may vary from time to time. Check with your Honda Dealer for current information. Automatic transmission available for an extra cost on 2WD VTi and 4WD DTi-S models. Only Genuine Honda Accessories are made to fit Honda vehicles. The fuel consumption figures quoted in this brochure are based on ADR81/02 test results. You may experience different results depending on driving conditions and the condition of the vehicle. Honda warranties apply where due care is exercised by the owner and the vehicle is maintained in accordance with the vehicle's owners manual. Please refer to Honda's warranty documentation for exclusions and conditions. Honda Australia Pty. Ltd. recommends careful examination of all official Honda warranty documentation before purchasing. This brochure is printed on HannoArt, a paper that is certified carbon neutral by the Carbon Reduction Institute (CRI) from seedling to printer. Made with Totally Chlorine Free (TCF) pulp which has been sourced from managed plantation forests. HannoArt is manufactured under the world's best practice ISO 14001 Environmental Management System. The pulp used is Process Chlorine Free and is manufactured by an ISO 14001 certified mill. CR-V 4WD VTi-L shown in White Orchid Pearlescent on cover. HOD0248

The Honda CR-V.

Smaller outside so you can
park with ease, but bigger
inside so you can live life large.

That's the power of clever thinking.



Smaller outside, bigger inside.
That's not possible... or is it?

The Honda CR-V has been cleverly designed to be both big and small. Smaller outside so you can squeeze into tight spaces with ease, but bigger inside so you can comfortably pack the family and everything they inevitably carry. For over 15 years the CR-V has been the benchmark of what SUVs are capable of, and now, once again, it's setting new standards.

Inside, space dominates, with features like the CR-V's famous one motion-fold 60:40 split rear seats creating a cavernous cargo space, further complemented by special compartments along the inside of the car. So whether you're loading it up for a road trip or packing it up after a shopping trip, you'll find the CR-V has space to boot.

You can also decide on the CR-V that suits your lifestyle with a choice of two drivetrain options – 2WD or 4WD. The 2WD comes with an efficient 2.0L i-VTEC petrol engine, while the 4WD is available in a more powerful 2.4L i-VTEC petrol or 2.2L i-DTEC turbo diesel engine. Plus you'll always drive safe in the knowledge that stringent Honda safety standards have not only resulted in a 5-star ANCAP rating, but also, an optional addition of the revolutionary Advanced Driver Assist System (ADAS)[^].

So if you're after the comfort of a sedan combined with the functionality of an SUV, then you're after the Honda CR-V – it's got clever thinking inside and out.




THE CR-V THAT'S BIG ON LOOKS, BUT SMALLER IN SIZE.

The CR-V is the result of new thinking from Honda engineers, who have ensured that every part not only looks sleek and stylish but serves a specific function. This adaptive styling means the CR-V is just as comfortable prowling the inner-city as it is exploring the great outdoors.

The front bumper and grille shape add a sporty look whilst aiding aerodynamics. The windshield itself is positioned further forward, enhancing the contemporary lines of the CR-V, as well as leaving more interior room for you and your passengers.

Bold, body-hugging lines feature along the sides of the CR-V creating a confident stance, while prominent wheel arches and alloy wheels as standard, add modernity to the car's character. The back of the CR-V curves gently from the rear glass window to the signature vertical tail lights that have been recreated with a more three-dimensional presence to add to the car's sleek proportions. But it's when parking that you'll really notice the difference of the CR-V – and be amazed that Honda could fit so many great ideas into such a compact package.





Where to go
when you're after
your own space.

As soon as you open the doors of the CR-V, you'll instantly feel right at home. Everything is positioned perfectly inside the car, right where you would have put it yourself.

Take a seat and you'll notice there's luxury all around you. The materials used inside the CR-V, such as finely stitched leather seats* and wood-grain look panels*, are of the highest Honda quality, and the attention paid to your comfort will continue to surprise you long after you leave the showroom. Like the special sound-insulating material that's fitted around

the wheel arches, door frames and other sound-entry points, which ensures your ride is free from outside interruptions.

But it's the clever use of space inside the CR-V that makes the ride so comfortable and so unforgettable. The car has been built with a lower cargo floor and wider opening rear doors so you can pack a lot more in, more easily. With a simple pull on the handle this versatility becomes apparent as the back seats fold flat, transforming the car from a family-friendly five-seater into a movable open space, capable of carrying up to 1648[†] litres of whatever you fancy.

*4WD VTi-L and 4WD DTi-L only. Leather seat trim includes non-leather material on selected, high impact surfaces. **4WD VTi-S and 4WD VTi-L only. †Load to roof with rear seats down.



Having the latest technology is great. Having it where you need it most, is clever.

Through research, Honda has tracked where drivers' eyes venture most, designing the inside of the CR-V's dash to fall in line with those natural movements. For example, the instrument panel has been repositioned with the most commonly referenced gauges now a shorter visual distance to the driver, so you never spend longer than necessary with your eyes off the road.

Then there's the heart of the CR-V, the highly intuitive full colour i-MID display, that shows you everything related to your drive, such as fuel economy, vehicle warnings and reversing camera¹ as well as audio information and Bluetooth[®] integration.[^]

And thanks to steering wheel-mounted controls, it's all right at your fingertips.

Selected models² also come with satellite navigation, plus real-time SUNA[†] traffic integration lets you avoid congestion and potential traffic hazards. When not used for maps, the system works in sync with the i-MID display, acting as a rear-view monitor and touch-screen control for the radio, CD, DVD,^{3*} USB and Bluetooth[®] streaming.[^]

With so much gadgetry, it's ok to wonder how you'll get used to it all – but thanks to Honda's clever thinking, after just one drive you'll wonder instead how you ever managed without it.


¹Reversing camera is displayed in the 6.1" touchscreen for vehicles fitted with satellite navigation.
²2WD VTi with Navigation Pack, 4WD VTi-S and 4WD DTi-L, 4WD DTi-S and 4WD DTi-L only.
³The Bluetooth word mark is owned by the Bluetooth SIG, Inc. and use of such mark by Honda is under licence. Please check the list of compatible phones at honda.com.au/Bluetooth [†]SUNA is a registered trademark of Intelmatics Pty. Ltd. Coverage includes Melbourne, Sydney, Brisbane, Gold Coast, Adelaide, Perth and Canberra metropolitan areas. Refer to www.sunattraffic.com.au for full details.
^{*}DVD player operates only while vehicle is stationary.



One motion-fold 60:40 split rear seats.
4WD VTi-L shown.

Extra space comes standard.

'Bigger inside' means you can pack more of your life into the CR-V, starting with an interior design that maximises every inch of space for greater comfort. Then there's the one motion-fold 60:40 split rear seats that can be easily adjusted to accommodate whatever you need to take with you. With accessories readily available to enhance your space again, the sheer amount the CR-V can carry will always come as a pleasant surprise.



Sunglasses holder



Centre console



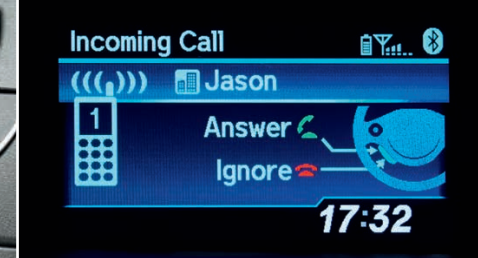
Reversing camera

All models feature a smart rear-view camera that makes reverse parking a breeze, and backing out of the driveway safer.



iPod compatible USB connectivity¹

Browse and select music on your iPod[®] or other compatible MP3 device through USB connectivity in the CR-V, and watch as artists, songs and other details appear on the i-MID display.



Phone and audio connectivity

Keep your hands free while talking on your mobile, or wirelessly stream music through Bluetooth[®] connectivity.²




Paddle shifters¹

Ergonomic paddles on the steering wheel allow you to manually shift gears with ease, giving you more control over your drive.



Dual-zone climate control²

Dual-zone climate control allows you and your front passenger to independently adjust the temperature.



Auto-dimming rear-view mirror²

An electrochromatic rear-view mirror automatically adjusts to ambient light, reducing glare from the headlights of vehicles behind, improving visibility and safety during night-time driving.



Auto wipers and headlights²

For greater convenience in wet weather and dull light, rain-sensing wipers and dusk-sensing headlights take over and let you focus on the drive.



Electric sunroof³

Feel part of the scenery you're driving through with a floating liner that lets you adjust how much light enters the cabin and an electric sunroof that opens up with tilt and slide functionality.



Smart entry with push button start⁴

As long as the key fob is with you, the CR-V will sense your approach and unlock the doors as soon as you touch the smart entry sensor on the handle. Once inside, the engine starts at the push of a button.



Leather-appointed⁵ seats

Attention to detail and craft is one of Honda's key attributes, and so it should come as no surprise that the seats in the 4WD VTi-L and 4WD DTi-L are finely stitched leather.



Heated seats

Heated front seats in the 4WD VTi-L and 4WD DTi-L offer an extra touch of comfort and luxury, and allow individual temperature settings for driver and front passenger alike.



Electric seat with memory function

Selected models⁴ offer the driver an 8-way power adjustable seat with lumbar support so finding the best driving position couldn't be easier. And if somebody else has been driving your CR-V, a memory function in the DTi-L that allows up two drivers to save their preferred seating position means you can instantly retrieve your most comfortable setting.

¹Not available on 2WD VTi. ²Available on 4WD VTi-S, 4WD VTi-L, 4WD DTi-S and 4WD DTi-L only. ³4WD VTi-L only. ⁴4WD VTi-L and 4WD DTi-L only. ⁵iPod is a trademark of Apple Inc. iPod is integrated through a vehicle's audio system display and controls for iPods from 5th generation onwards and all iPod Nanos. Older iPod models will operate only through the audio system when controlled by the iPod device itself, and firmware updates (if available) may be required to achieve compatibility with the vehicle's audio system display and steering wheel-mounted audio controls (where applicable). Please refer to your iPod User Guide for information on iPod firmware updates. [†]The Bluetooth word mark is owned by the Bluetooth SIG, Inc. and use of such mark by Honda is under licence. Please check the list of compatible phones at honda.com.au/Bluetooth *Leather trim includes some non-leather material on selected, high impact areas.

Economy or power – who says you have to choose?



Get there efficiently and effortlessly with your choice of engine and powertrains.

The CR-V's 2WD model comes with a 2.0 litre SOHC i-VTEC petrol engine which thanks to Honda's innovative variable valve timing and lift control, uses just 7.7L of fuel per 100km*. However don't think this efficiency comes at the expense of the engine's potency, which still outputs 114kW of power and an impressive 190Nm of torque.

If the 4WD model is more to your liking, its powerful 2.4 litre DOHC petrol engine is sure to impress with 140kW of power and 222Nm of torque.

The 4WD CR-V is also available with an all-new 2.2 litre DOHC diesel engine. Big on performance, this direct injection engine employs advanced common rail and variable turbocharger technology to deliver an incredibly smooth 110kW of power and the punch of 350Nm of torque. Plus it's small on fuel bills using just 5.1 litres of fuel per 100km* on an extra urban cycle.

That means more than 1000km of highway driving on a single tank. And with CO2 emissions as low as 151g/km², it's good for your pocket and your peace of mind.

Transmission


Every CR-V model offers a 5-speed automatic transmission with Grade Logic Control (a unique system that eliminates 'gear hunting' on inclines by controlling the gear range on gradients). Conveniently located steering wheel mounted paddle shifters on the 4WD models allow you to upshift and downshift with ease, while the 2WD VTi and 4WD DTi-S offer the choice of a slick-shifting 6-speed manual transmission.

Eco Assist

As standard is Honda's Eco Assist – a visual coaching system that changes the colour of your speedometer to help you drive more efficiently. When you brake or accelerate heavily, the speedometer will glow white. Drive in a smooth, controlled way and the display glows an encouraging green.

ECON Mode

At the touch of a button, ECON Mode calibrates throttle response and air conditioning for maximum fuel economy.



*The fuel consumption figure quoted is based on ADR81/02 combined test results for CR-V 2WD automatic.
*The fuel consumption figure quoted is based on ADR81/02 extra urban test results for CR-V 4WD DTi-S manual.
²The CO2 emission figure quoted is based on ADR81/02 combined test results for CR-V 4WD DTi-S manual.

THE SUV THAT HANDLES LIKE A SEDAN (AN INCREDIBLY DYNAMIC SEDAN THAT IS).

When we created the spacious and versatile CR-V we saw no reason why it couldn't also feel incredibly nimble. Nippy and dynamic aren't words usually associated with cars in this genre, but when it comes to the CR-V's sedan-like handling and tight turning circle, they're the ones that spring instantly to mind.

Handling

The CR-V handles like a much lighter vehicle thanks to the use of high tensile steel and advanced suspension technology. MacPherson struts at the front and an independent multi-link suspension at the rear increases body control and maintains a supple ride. Sedan-like handling is also achieved through the use of Electric Power Steering (EPS) – a system that reduces steering effort and fuel consumption.

Aerodynamics

It's not just something that racing car drivers should be concerned about. Excellent aerodynamics are what set this SUV apart – affecting everything from the drive and the noise inside the vehicle to the fuel economy and hence the exhaust emissions. The adoption of a flat under-floor and sculptured wheel arches

have smoothed the air flow under the CR-V, while a longer roof combined with aerodynamically optimised front bumper and rear spoiler help to manage the air-flow over the body. The result is a reduction in the drag coefficient of 8% compared with the previous model (and less trips to the fuel station).

Real Time 4WD[#]

Efficiency is also embodied in the CR-V with Real Time 4WD. Unlike other four-wheel systems that are constantly engaged, Real Time 4WD delivers all the drive to the front wheels but then seamlessly transfers power to the rear wheels if it detects them slipping. By operating only when it's needed, it saves fuel, reduces wear and tear and cuts down driving noise.

Hill Descent Control[^]

With just the push of a button, the CR-V's Hill Descent Control takes care of tricky braking so you can focus on charting a steady course downhill. The system monitors the speed of the CR-V as it descends and if it quickens without any driver input, it automatically applies the brakes without the need to touch the brake pedal.

Hill Start Assist^{*}

Going up hills is easier too, thanks to Hill Start Assist.^{*} Using a sensor to control brake pressure, it keeps the car stationary for a moment after you release the brake pedal, preventing roll back when starting on a steep incline.



[#]Not available on CR-V 2WD VTI.
[^]Diesel automatic models only.
^{*}Automatic transmission only.

CR-V DTi-L shown in Passion Red Pearlescent.

Advanced Driver Assist System (ADAS).

Honda has worked tirelessly to ensure the safest and most comfortable driving experience, no matter the situation. Nothing demonstrates this endless search for safety more than the intuitive nature of the Advanced Driver Assist System, optional on the CR-V 4WD VTi-L.

Adaptive Cruise Control

Adaptive Cruise Control (ACC) builds on the functionality of the conventional cruise control system, adjusting the CR-V's speed to maintain a consistent following distance.



1. You set your desired cruise control speed and distance between you and the car ahead.



2. When you approach a vehicle that is going slower than your set speed, a radar set behind the front grille detects the vehicle and automatically slows the CR-V to maintain a set distance.



3. Once the road ahead is deemed clear, the CR-V will automatically revert to your desired speed.

Lane Keep Assist System

The Lane Keep Assist System (LKAS) uses a camera mounted on the windscreen that, when activated, 'senses' the line markings on the road. The system emits an audible warning if the vehicle starts to drift off course and automatically provides gentle steering correction to get you back on track, helping you to stay safely in the centre of your lane.



Collision Mitigation Braking System

In the case of an impending collision, the Collision Mitigation Braking System (CMBS) warns you to take preventative action, and mitigates the severity of an accident if impact is deemed inevitable.



1. If the vehicle in front of you is too close you are prompted to take preventative action with both a visual and audio warning.



2. Next, when the distance between you and the vehicle in front further reduces, the system applies light braking and a tactile warning by gently retracting the driver's seat belt.



3. Finally if an accident appears to be unavoidable, the system will apply strong braking to mitigate the severity of the impact. At this stage it will also retract both the driver and front passenger's seatbelts to help reduce possible injuries.

HONDA IS COMMITTED TO DESIGNING EVERY MODEL WITH EXCEPTIONAL SAFETY FEATURES. WE EVEN BUILT THE WORLD'S LARGEST OMNI-DIRECTIONAL CRASH FACILITY TO TEST OUR CARS MORE THOROUGHLY

Emergency Stop Signal (ESS)*

If an emergency situation forces you to brake heavily, drivers behind you need as much warning as possible. Emergency Stop Signal does just that, automatically flashing the hazard lights in the event of hard braking to reduce the chance of a rear-end collision.

Automatic tensioning seatbelts

The moment you're involved in a collision, the same sensors that deploy the CR-V's airbags automatically retract the front seatbelts. You and your passenger are instantly pressed back safely into your seats.

Trailer Stability Assist (TSA)*

Trailer Stability Assist (TSA) constantly monitors the movement of the trailer relative to the CR-V. If it sees too much difference (for instance in a cross-wind or when changing lanes), it steps in to quickly restore stability.

Real Time 4WD*

Some 4WD systems are constantly engaged and the result is wasted fuel, increased driving noise, and undue wear and tear to the powertrain. Honda's Real Time 4WD system senses when 4WD is needed and automatically switches to suit.

With a 5-star ANCAP safety rating, the CR-V is one of the safest SUVs on the road.



Whiplash mitigating front seats

In the event of a collision, the seatback springs are optimised so that the seat will more equally absorb the occupant's impact, in a manner that can minimise the severity of a whiplash injury.

Motion Adaptive Electric Power Steering (MAEPS)

When Vehicle Stability Assist is activated, Motion Adaptive Electric Power Steering automatically adjusts steering pressure, making it easier to steer in the stabilising direction.

Adjustable speed limiter*

This system easily lets you set a top speed (above 30 km/h) using steering wheel-mounted controls. It works by cutting off acceleration above your set limit. And if for some reason you do need a bit more brawn, a simple override feature allows you to go quicker, quickly.

Anti-lock Braking System (ABS) with Brake Assist and Electronic Brake-force Distribution (EBD)

The CR-V comes armed with ABS for superb stopping power. When emergency braking is detected, Brake Assist applies maximum braking pressure and the EBD monitors and adjusts the brake force applied to each wheel for greater control and stability.

SRS airbags

The CR-V's front airbags provide important protection for the driver and front passenger by optimising the airbag deployment to match the severity of a crash. They also help to minimise injuries that can sometimes be caused by the airbags themselves. Plus, front side and full-length curtain airbags provide an impressive line of lateral defence for all passengers.

Advanced Compatibility Engineering (ACE)

The CR-V has been designed with an innovative body structure, engineered to absorb and deflect the force of a frontal collision away from the passenger compartment, improving the safety of every occupant.

Pedestrian Protection

Research has proven that sophisticated protection features, like windscreen wiper pivots that break away on impact and energy absorbing front guard mounts, dramatically improve a pedestrian's chance of survival if struck. So naturally they come standard on the CR-V.

Active Cornering Lights (ACL)^

The Active Cornering Light illuminates the turn you are about to take from the moment you indicate or turn the steering wheel, reducing blind spots and helping you see potential hazards sooner.

Hill Start Assist (HSA)

Hill Start Assist with automatic transmission prevents the CR-V rolling back when starting on an incline. A sensor controls brake pressure, keeping the car stationary for a moment after you release the brake pedal.

Vehicle Stability Assist (VSA)

By detecting and mitigating potential understeer or oversteer, this technology helps keep the CR-V on-course should the road turn treacherous. If needed, VSA automatically reduces engine power and manages brake pressure to individual wheels to help regain control.

Hill Descent Control^

Allows you to descend hills safely and consistently, particularly in difficult terrain, applying the brakes without the need to touch the pedal.

Image for illustrative purposes only. *4WD VTi-L and 4WD DTi-L only. ^Diesel automatic models only. ^4WD DTi-S and 4WD DTi-L only. *Not available on the 2WD VTi.

Select your petrol model



2WD VTi

The CR-V 2WD VTi comes standard with:

- 2.0 litre SOHC i-VTEC 4 cylinder engine
- 5-speed auto* or 6-speed manual transmission
- Cruise control
- 17-inch alloy wheels with full-size spare alloy
- Auto-off headlights
- Intermittent wipers
- Power door mirrors with integrated turn lights
- Remote keyless entry with jack knife key
- Air conditioning with rear seat ventilation
- Bluetooth® phone and audio connectivity*
- Fabric seat trim
- Conversation mirror
- ECON Mode and Eco Assist driver coaching
- Intelligent-Multi Information Display (i-MID)
- iPod compatible USB connectivity*
- Power windows with driver one-touch auto up/down
- Steering wheel-mounted cruise and Bluetooth® controls°
- SRS airbags: dual front, side and full-length curtain
- Advanced Compatibility Engineering (ACE)
- Anti-lock Braking System (ABS)
- Electronic Brake-force Distribution (EBD) with Brake Assist
- Hill Start Assist (A/T only)
- Motion Adaptive Electric Power Steering (MAEPS)
- Reversing camera
- Vehicle Stability Assist (VSA) with Traction Control
- Whiplash mitigating front seats

Optional Navigation Pack[~] (auto transmission only):

- 6.1" touchscreen with audio display, rear-view monitor, satellite navigation system, SUNA live traffic updates[¶] and DVD player[^]



4WD VTi

Additional features over the CR-V 2WD VTi:

- 2.4 litre DOHC i-VTEC 4 cylinder engine
- 5-speed automatic transmission only
- Real Time 4WD
- Chrome exhaust pipe finisher
- Roof rails
- Reverse tilt passenger door mirror
- Steering wheel-mounted gear shift paddles
- Tonneau cover
- Security alarm



4WD VTi-S

Additional features over the CR-V 4WD VTi:

- 17-inch alloy wheels with full-size spare alloy (different design)
- Dusk-sensing automatic headlights
- Front fog lights
- Rain-sensing automatic front wipers
- Rear parking sensors
- Auto-dimming rear-view mirror
- Dual-zone climate control
- Front tweeters
- Leather-wrapped steering wheel
- 6.1" touchscreen with audio display, rear-view monitor, satellite navigation system, SUNA live traffic updates[¶] and DVD player[^]



4WD VTi-L

Additional features over the CR-V 4WD VTi-S:

- 18-inch alloy wheels with full-size spare alloy
- Front parking sensors
- Chrome door handles
- Smart entry with push button start
- Electric sunroof
- All windows with one-touch auto up/down and key fob operation
- Leather-appointed seat trim[†]
- 8-way power driver seat with lumbar support
- 4-way power passenger seat
- Heated front seats
- HID headlights with auto levelling and washers
- Active Cornering Lights (ACL)

Optional Advanced Driver Assist System (ADAS):

- Adaptive Cruise Control (ACC)
- Collision Mitigation Braking System (CMBS)
- Lane Keep Assist System (LKAS)

*Automatic is an extra cost item on CR-V 2WD VTi.
 °The Bluetooth word mark is owned by the Bluetooth SIG, Inc. and use of such mark by Honda is under licence. Please check the list of compatible phones at honda.com.au/Bluetooth
 #iPod is a trademark of Apple Inc. iPod is integrated through a vehicle's audio system display and controls for iPods from 5th generation onwards and all iPod Nanos. Older iPod models will operate only through the audio system when controlled by the iPod device itself, and firmware updates (if available) may be required to achieve compatibility with the vehicle's audio system display and steering wheel-mounted audio controls (where applicable). Please refer to your iPod User Guide for information on iPod firmware updates.
 ~Cancels the i-MID wallpaper functionality.
 ^DVD player operates only while vehicle is stationary.
 ¶SUNA is a registered trademark of Intelomatics Pty. Ltd. Coverage includes Melbourne, Sydney, Brisbane, Gold Coast, Adelaide, Perth and Canberra metropolitan areas. Refer to www.sunatrafic.com.au for full details.
 †Leather seat trim includes non-leather material on selected, high impact surfaces.



Select your diesel model



4WD DTi-S

The 4WD DTi-S comes standard with:

- 2.2 litre DOHC i-DTEC 4-cylinder diesel engine
- 5-speed automatic* or 6-speed manual transmission
- Real Time 4WD with Intelligent Control System
- 17-inch alloy wheels with full-size spare alloy
- Aspheric, heated power door mirrors
- Dusk-sensing automatic headlights
- Front and rear fog lights
- LED Daytime Running Lights (DRL)
- LED rear combination taillights
- Rain-sensing automatic front wipers
- Auto-dimming rear-view mirror
- Black fabric seat trim
- Driver power lumbar support
- Dual-zone climate control with rear seat ventilation
- ECON Mode and Eco Assist driver coaching
- Leather-wrapped steering wheel
- One-motion fold down rear seats (60:40 split)
- Tonneau cover
- Bluetooth® phone and audio connectivity°
- USB connectivity
- 6.1" touchscreen with audio display, rear-view monitor, satellite navigation system, SUNA live traffic updates* and DVD player^
- SRS airbags: dual front, side and full-length curtain
- Advanced Compatibility Engineering (ACE)
- Hill Descent Control (HDC)~
- Hill Start Assist (HSA)~
- Motion Adaptive Electric Power Steering (MAEPS)
- Rear parking sensors
- Trailer Stability Assist (TSA)
- Tyre Deflation Warning System (DWS)
- Vehicle Stability Assist (VSA) with Traction Control
- Whiplash mitigating front seats



4WD DTi-L


Additional features over the 4WD DTi-S

- 5-speed automatic only
- 18-inch alloy wheels with full-size spare alloy
- Front parking sensors
- HID Bi-Xenon headlights with auto levelling and washers
- Active Cornering Lights (ACL)
- High-beam Support System (HSS)
- Privacy glass (rear)
- Roof rails
- Smart keyless entry with push button start
- Ambient door lighting
- Leather-appointed seat trim†
- Heated front seats
- 8-way power driver seat with two position memory


*Automatic is an extra cost item on CR-V 4WD DTi-S. °The Bluetooth word mark is owned by the Bluetooth SIG, Inc. and use of such mark by Honda is under licence. Please check the list of compatible phones at honda.com.au/Bluetooth †SUNA is a registered trademark of Intelematics Pty. Ltd. Coverage includes Melbourne, Sydney, Brisbane, Gold Coast, Adelaide, Perth and Canberra metropolitan areas. Refer to www.sunatrafic.com.au for full details. ^DVD player operates only while vehicle is stationary. ~Available on automatic transmission only. †Leather seat trim includes non-leather material on selected, high impact surfaces.



Interior trims



Black fabric.



Black leather-appointed!

Petrol models



Black fabric.



Black leather-appointed!

Diesel models

Exterior colours

Alabaster Silver Metallic*

White Orchid Pearlescent*

Twilight Blue Metallic*

Modern Steel Metallic* (petrol only)

Golden Brown Metallic** (petrol only)

Crystal Black Pearlescent* (petrol only)

Taffeta White (petrol only)

Deep Ocean Blue (diesel only)

Polished Metal Metallic* (diesel only)

Passion Red Pearlescent* (diesel only)

†Leather seat trim includes non-leather material on selected, high impact surfaces.
*Metallic/Pearlescent paint additional cost.
^Available from March 2014.

CR-V Specifications

| Description | 2WD VTi | 4WD VTi | 4WD VTi-S | 4WD VTi-L | 4WD DTi-S | 4WD DTi-L |
|---|----------------------------------|----------------------------------|----------------------------------|----------------------------------|--|--|
| ENGINE | | | | | | |
| Engine type | In-line 4 cylinder petrol i-VTEC | In-line 4 cylinder petrol i-VTEC | In-line 4 cylinder petrol i-VTEC | In-line 4 cylinder petrol i-VTEC | In-line 4 cylinder turbo-diesel i-DTEC | In-line 4 cylinder turbo-diesel i-DTEC |
| Engine capacity | 2.0 litre – 1997cc | 2.4 litre – 2354cc | 2.4 litre – 2354cc | 2.4 litre – 2354cc | 2.2 litre – 2199cc | 2.2 litre – 2199cc |
| Valve train | SOHC 16-valve | DOHC 16-valve | DOHC 16-valve | DOHC 16-valve | DOHC 16-valve | DOHC 16-valve |
| Compression ratio | 10.6 | 10 | 10 | 10 | 16.3 | 16.3 |
| Bore x Stroke (mm) | 81 x 96.9 | 87 x 99.0 | 87 x 99.0 | 87 x 99.0 | 85 x 96.9 | 85 x 96.9 |
| Fuel type (minimum recommended) | | | | | | |
| - Unleaded (RON91) | • | • | • | • | – | – |
| - Diesel | – | – | – | – | • | • |
| Fuel system | | | | | | |
| - Honda Programmed Fuel Injection (PGM-FI) | • | • | • | • | – | – |
| - Common Rail Direct Injection | – | – | – | – | • | • |
| Real Time 4WD system | – | • | • | • | • | • |
| - with Intelligent Control System | – | – | – | – | • | • |
| Drive-By-Wire throttle system (DBW) | • | • | • | • | • | • |
| TRANSMISSION | | | | | | |
| 6-speed manual | • | – | – | – | • | – |
| 5-speed automatic | • | • | • | • | • | • |
| - Grade Logic Control | • | • | • | • | • | • |
| - paddle shifters | – | • | • | • | • | • |
| - transmission shift lock | – | • | • | • | • | • |
| - Hill Start Assist | • | • | • | • | • | • |
| PERFORMANCE AND ECONOMY | | | | | | |
| Maximum power (kW @ rpm) | 114 @ 6500 | 140 @ 7000 | 140 @ 7000 | 140 @ 7000 | 110 @ 4000 | 110 @ 4000 |
| Maximum torque (Nm @ rpm) | 190 @ 4300 | 222 @ 4400 | 222 @ 4400 | 222 @ 4400 | 350 @ 2000 - 2750 | 350 @ 2000 - 2750 |
| Fuel consumption – (litres/100km)* | | | | | | |
| - Combined (manual/automatic) | 7.8 / 7.7 | – / 8.7 | – / 8.7 | – / 8.7 | 5.8 / 6.7 | – / 6.9 |
| - Urban (manual/automatic) | 10.3 / 10.4 | – / 12 | – / 12 | – / 12 | 6.9 / 8.1 | – / 8.4 |
| - Extra urban (manual/automatic) | 6.4 / 6.2 | – / 6.7 | – / 6.7 | – / 6.7 | 5.1 / 5.8 | – / 6.1 |
| CO2 emissions – (g/km)* | | | | | | |
| - Combined (manual/automatic) | 182 / 179 | – / 201 | – / 201 | – / 201 | 148 / 172 | – / 182 |
| Emission standard | Euro 5 | Euro 5 | Euro 5 | Euro 5 | Euro 5 | Euro 5 |
| CHASSIS | | | | | | |
| Monocoque body construction | • | • | • | • | • | • |
| Suspension type | | | | | | |
| - MacPherson strut (front) | • | • | • | • | • | • |
| - Multi-link (rear) | • | • | • | • | • | • |
| Motion Adaptive Electric Power Steering | • | • | • | • | • | • |
| Stabiliser bars (front and rear) | • | • | • | • | • | • |
| Brakes | | | | | | |
| - Ventilated disc (front) | • | • | • | • | • | • |
| - Solid disc (rear) | • | • | • | • | • | • |
| EXTERIOR | | | | | | |
| 4WD rear badge | – | • | • | • | – | – |
| Door handles | | | | | | |
| - body coloured | • | • | • | – | • | • |
| - chrome | – | – | – | – | – | – |
| Electric sliding and tilt sunroof | – | – | – | • | – | – |
| - remote key fob operation | – | – | – | • | – | – |
| Electrically adjustable door mirrors | • | • | • | • | • | • |
| - turn indicators | • | • | • | • | • | • |
| - reverse tilt-down function (passenger side) | – | • | • | • | • | • |
| - electric retractable function | – | • | • | • | • | • |
| - aspheric mirror | – | – | – | – | • | • |
| - heating function | – | – | – | – | • | • |
| Exhaust (chrome) | 0 | • | • | • | 0 | 0 |
| Front grille | | | | | | |
| - chrome black | • | • | • | • | – | – |
| - matte grey | – | – | – | – | • | • |
| Mud guards (front and rear) | • | • | • | • | 0 | 0 |
| Privacy glass (rear) | – | – | – | – | – | • |
| Roof rails | 0 | • | • | • | 0 | • |
| Sharkfin antenna | • | • | • | • | • | • |
| Wipers (front) | | | | | | |
| - 2-speed intermittent function | • | – | – | – | – | – |
| - variable intermittent function | – | • | – | – | – | – |
| - rain-sensing function | – | – | • | • | • | • |
| Wiper (rear) | • | • | • | • | • | • |
| EXTERIOR LIGHTS | | | | | | |
| Fog lights | | | | | | |
| - front | 0 | 0 | • | • | • | • |
| - rear (driver side) | – | – | – | – | • | • |
| Headlight type | | | | | | |
| - halogen | • | • | • | – | • | – |
| - High Intensity Discharge (HID) | – | – | – | • | – | – |
| - Bi-Xenon High Intensity Discharge (HID) | – | – | – | – | – | • |
| Headlights with: | | | | | | |
| - auto off coming/leaving home function | • | • | • | • | • | • |
| - auto on/off dusk-sensing | – | – | • | • | • | • |
| - manual levelling | – | – | – | – | • | – |
| - auto levelling | – | – | – | • | – | – |
| - headlight washer | – | – | – | • | – | • |
| - LED Daytime Running Lights (DRL) | – | – | – | – | • | • |
| - Active Cornering Lights (ACL) | – | – | – | – | • | • |
| - High-beam Support System (HSS) | – | – | – | – | – | • |
| LED rear combination taillights | – | – | – | – | • | • |
| High mounted brake light | • | • | • | • | • | • |
| DRIVER AIDS | | | | | | |
| Cruise control | • | • | • | • | • | • |
| Eco Assist system (speedometer display) | • | • | • | • | • | • |
| ECON Mode | • | • | • | • | • | • |
| Shift Indicator Light – manual and auto (S-mode only) | – | – | – | – | • | • |

CR-V Specifications

| Description | 2WD VTi | 4WD VTi | 4WD VTi-S | 4WD VTi-L | 4WD DTi-S | 4WD DTi-L |
|--|----------------|---------|-----------|----------------|-----------|-----------|
| DRIVER AIDS CONT: | | | | | | |
| Trip computer | | | | | | |
| - odometer | • | • | • | • | • | • |
| - trip meter (A/B) | • | • | • | • | • | • |
| - instant/average fuel economy | • | • | • | • | • | • |
| - range | • | • | • | • | • | • |
| - average speed | • | • | • | • | • | • |
| - elapsed time | • | • | • | • | • | • |
| - outside temperature | • | • | • | • | • | • |
| 5" intelligent–Multi Information Display (i-MID) | | | | | | |
| - audio display | • | • | • | • | • | • |
| - Bluetooth® phone display† | • | • | • | • | • | • |
| - fuel economy indicators | • | • | • | • | • | • |
| - vehicle settings | • | • | • | • | • | • |
| - clock | • | • | • | • | • | • |
| - customisable wallpaper | ◆ | • | – | – | – | – |
| Steering wheel-mounted audio, Bluetooth®, cruise and i-MID controls‡ | • | • | • | • | • | • |
| Tachometer | • | • | • | • | • | • |
| COMFORT AND CONVENIENCE | | | | | | |
| Accessory power outlet (12v) | | | | | | |
| - front | • | • | • | • | • | • |
| - centre console | • | • | • | • | • | • |
| - cargo area | – | – | – | – | • | • |
| Air conditioning (manual) | • | • | – | – | – | – |
| Air conditioning (dual zone climate control) | – | – | • | • | • | • |
| Rear air conditioning vent | • | • | • | • | • | • |
| Conversation mirror | • | • | • | • | • | • |
| Driver's footrest | • | • | • | • | • | • |
| Dust and pollen filter | • | • | • | • | • | • |
| Grab rail (4) | • | • | • | • | • | • |
| Instrument panel light dimmer | • | • | • | • | • | • |
| Interior illumination | | | | | | |
| - blue ambient door lighting | – | – | – | – | – | • |
| - blue ambient foot lighting | – | – | – | – | • | • |
| - ceiling light | • | • | • | • | • | • |
| - glovebox | • | • | • | • | • | • |
| - map spot lights (2) | • | • | • | • | • | • |
| - luggage area light | • | • | • | • | • | • |
| - vanity mirror light (front) | • | • | • | • | • | • |
| Parking brake type | | | | | | |
| - hand type | • ^m | – | – | – | • | • |
| - foot type | • ^a | • | • | • ^a | – | – |
| Power windows with: | | | | | | |
| - one touch auto up/down function (driver) | • | • | • | • | • | • |
| - one touch auto up/down function (all) | – | – | – | – | • | • |
| - remote key fob operation | – | – | – | – | • | • |
| Seatbelt height adjuster (front) | • | • | • | • | • | • |
| Remote keyless entry | • | • | • | • | • | • |
| Smart keyless entry and push button start | – | – | – | – | • | • |
| Sunvisor vanity mirror (front) | • | • | • | • | • | • |
| Tilt and telescopic adjustable steering wheel | • | • | • | • | • | • |
| SEATING | | | | | | |
| Seat trim material | | | | | | |
| - fabric | • | • | • | – | • | – |
| - leather-appointed ⁴ | – | – | – | • | – | • |
| Seats (front) with: | | | | | | |
| - adjustable head restraints | • | • | • | • | • | • |
| - heating function | – | – | – | – | • | • |
| - driver seat manual height adjustment | • | • | • | – | • | – |
| - driver seat power adjustment (8-way) | – | – | – | – | • | • |
| - driver seat power lumbar support | – | – | – | – | • | • |
| - driver seat two-position memory function | – | – | – | – | – | • |
| - passenger seat manual height adjustment | – | – | – | – | – | • |
| - passenger seat power adjustment (4-way) | – | – | – | – | • | – |
| Seats (rear) with: | | | | | | |
| - adjustable head restraints | • ^m | • | • | • | • | • |
| - centre fold down armrest with cup holders | • | • | • | • | • | • |
| - one-motion 60/40 split fold backrest | • | • | • | • | • | • |
| INTERIOR STYLING | | | | | | |
| Chrome interior accents | – | – | – | – | • | • |
| Instrument panel inlay | | | | | | |
| - alloy effect | • | • | – | – | • | • |
| - woodgrain effect | – | – | • | – | – | – |
| Leather-wrapped shift knob and steering wheel | – | – | • | • | • | • |
| Metallic door sill garnish (front and rear) | 0 | 0 | 0 | 0 | 0 | • |
| MULTIMEDIA | | | | | | |
| AM/FM radio | • | • | • | • | • | • |
| CD player, single disc (MP3/WMA compatible) | • | • | • | • | • | • |
| Auxiliary jack (3.5mm) | – | – | – | – | • | • |
| Bluetooth® connectivity phone and audio streaming ^o | • | • | • | • | • | • |
| USB connectivity with i-MID integration ⁸ | • | • | • | • | • | • |
| DVD player ¹ | ■ ³ | – | • | • | • | • |
| Satellite navigation with SUNA live traffic updates [†] | ■ ³ | – | • | • | • | • |
| Speakers (4) | • | • | • | • | • | • |
| Tweeters (2) | – | – | • | • | • | • |
| Speed-sensitive Volume Compensation (SVC) | • | • | • | • | • | • |
| STORAGE | | | | | | |
| Bottle holders (5) | • | • | • | • | • | • |
| Cup holders (4) | • | • | • | • | • | • |
| Cargo area restraint hooks (4) | • | • | • | • | • | • |
| Centre console box with sliding front armrest | • | • | • | • | • | • |

CR-V Specifications

| Description | 2WD VTi | 4WD VTi | 4WD VTi-S | 4WD VTi-L | 4WD DTi-S | 4WD DTi-L |
|--|-------------|------------|------------|------------|----------------|---------------|
| STORAGE CONT: | | | | | | |
| Door pockets (front) | • | • | • | • | • | • |
| Glovebox | • | • | • | • | • | • |
| Seat back pocket (2) | • | • | • | • | • | • |
| Sunglass holder | • | • | • | • | • | • |
| Sunvisor ticket holder (driver-side only) | • | • | • | • | • | • |
| SAFETY RATING | | | | | | |
| 5-star ANCAP | • | • | • | • | • | • |
| ACTIVE SAFETY | | | | | | |
| Adjustable speed limiter | - | - | - | - | • | • |
| Advanced Driver Assist System (ADAS) featuring: | | | | | | |
| - Adaptive Cruise Control (ACC) | - | - | - | ▲ | - | - |
| - Collision Mitigation Braking System (CMBS) | - | - | - | ▲ | - | - |
| - Lane Keep Assist System (LKAS) | - | - | - | ▲ | - | - |
| Anti-lock Braking System (ABS) | • | • | • | • | • | • |
| Auto-dimming rearview mirror | o | o | • | • | • | • |
| Brake Assist (BA) | • | • | • | • | • | • |
| Electronic Brake-force Distribution (EBD) | • | • | • | • | • | • |
| Emergency Stop Signal (ESS) | - | - | - | - | • | • |
| Hill Descent Control (HDC) | - | - | - | - | • ^a | • |
| Tyre Deflation Warning System (DWTS) | - | - | - | - | • | • |
| Vehicle Stability Assist (VSA) | • | • | • | • | • | • |
| Traction Control System (TCS) | • | • | • | • | • | • |
| Trailer Stability Assist (TSA) | - | - | - | - | • | • |
| PASSIVE SAFETY | | | | | | |
| Advanced Compatibility Engineering (ACE) structure | • | • | • | • | • | • |
| Airbags SRS | | | | | | |
| - front (with driver dual-stage inflation) | • | • | • | • | • | • |
| - side (front with passenger OPDS) | • | • | • | • | • | • |
| - full length curtain (with roll-over function) | • | • | • | • | • | • |
| Child-proof rear door locks | • | • | • | • | • | • |
| Child safety seat anchorage points | | | | | | |
| - ISOFIX (5) | - | - | - | - | • | • |
| - top tether (3) | • | • | • | • | • | • |
| Hazard warning lights | • | • | • | • | • | • |
| Honda G-force Control (G-Con) technology | • | • | • | • | • | • |
| Progressive crumple zones | • | • | • | • | • | • |
| Seatbelt pretensioner (front) | • | • | • | • | • | • |
| Seatbelt reminder (front and rear) | • | • | • | • | • | • |
| Seatbelts (3 point) with: | | | | | | |
| - Emergency Locking Retractors (all seats) | • | • | • | • | • | • |
| - Automatic Locking Retractors (rear) | • | • | • | • | • | • |
| Side impact door beams | • | • | • | • | • | • |
| Whiplash mitigating front seats | • | • | • | • | • | • |
| PARKING AIDS | | | | | | |
| Parking sensors (front/rear) | -/o | -/o | -/• | •/• | -/• | •/• |
| Reversing camera | • | • | • | • | • | • |
| SECURITY | | | | | | |
| Engine immobiliser system | • | • | • | • | • | • |
| Security alarm system | - | • | • | • | • | • |
| Remote central locking | • | • | • | • | • | • |
| Tonneau cover | o | • | • | • | • | • |
| DIMENSIONS | | | | | | |
| Overall height (mm) | 1685 | 1685 | 1685 | 1685 | 1685 | 1685 |
| Overall length (mm) | 4545 | 4545 | 4545 | 4545 | 4570 | 4570 |
| Overall width (mm) | 1820 | 1820 | 1820 | 1820 | 1820 | 1820 |
| Cargo area height (mm) | 985 | 985 | 985 | 985 | 985 | 985 |
| Cargo floor length (mm) | | | | | | |
| - rear seat up | 950 | 950 | 950 | 950 | 950 | 950 |
| - rear seat down | 1570 | 1570 | 1570 | 1570 | 1570 | 1570 |
| Cargo floor width (mm) | 1345 | 1345 | 1345 | 1345 | 1345 | 1345 |
| Load height (mm) | 665 | 665 | 665 | 665 | 665 | 665 |
| Wheelbase (mm) | 2620 | 2620 | 2620 | 2620 | 2620 | 2620 |
| Track (mm) | 1565 | 1565 | 1565 | 1565 | 1565 | 1565 |
| Ground clearance non-load (mm) | 170 | 170 | 170 | 170 | 170 | 170 |
| Minimum turning radius at wheel centre (m) | 5.68 | 5.68 | 5.68 | 5.68 | 5.5 | 5.5 |
| CAPACITIES | | | | | | |
| Cargo area capacity (litres) | | | | | | |
| - rear seat up | 556 | 556 | 556 | 556 | 556 | 556 |
| - rear seat down – load to roof | 1648 | 1648 | 1648 | 1648 | 1648 | 1648 |
| - rear seat down – load to window | 1120 | 1120 | 1120 | 1120 | 1120 | 1120 |
| Fuel tank capacity (litres) | 58 | 58 | 58 | 58 | 58 | 58 |
| Maximum towing capacity (kg) | | | | | | |
| - trailer with/without brakes (manual) | 1500 / 600 | - / - | - / - | - / - | 2000 / 600 | - / - |
| - trailer with/without brakes (automatic) | 1500 / 600 | 1500 / 600 | 1500 / 600 | 1500 / 600 | 1500 / 600 | 1500 / 600 |
| - down force/tongue load (kg) | 100 | 100 | 100 | 100 | 100 | 100 |
| Seating capacity | 5 | 5 | 5 | 5 | 5 | 5 |
| WEIGHTS | | | | | | |
| Kerb weight manual/automatic (kg) | 1460 / 1488 | - / 1580 | - / 1580 | - / 1580 | 1664 / 1723 | - / 1770-1774 |
| Maximum permissible weight man/auto(kg) | 1975 / 2000 | - / 2100 | - / 2100 | - / 2100 | 2200 / 2250 | - / 2250 |
| WHEELS AND TYRES | | | | | | |
| Wheel size | 17 x 6.5J | 17 x 6.5J | 17 x 6.5J | 18 x 7J | 17 x 6.5J | 18 x 7J |
| Tyre size | 225/65 R17 | 225/65 R17 | 225/65 R17 | 225/60 R18 | 225/65 R17 | 225/60 R18 |
| Alloy wheel | • | • | • | • | • | • |
| Full-size spare alloy wheel | • | • | • | • | • | • |

● Standard feature. - Not available. o Accessory option. ^mAvailable with manual transmission only. ^aAvailable with automatic transmission only. ▲ Available as part of the optional Advanced Driver Assist System Pack. ■ Available as part of the optional Navigation Pack. ◆ Not available if optional Navigation Pack is specified. *The figures quoted in this brochure are based on ADR81/02 combined test results. You may experience different results depending on driving conditions and the condition of the vehicle. ^oThe Bluetooth® word mark is owned by the Bluetooth SIG Inc. And use of such mark by Honda is under licence. Please check the list of compatible phones at honda.com.au/bluetooth. [#]Not all devices are compatible and functionality will vary depending on device. [^]Leather trim includes some non-leather material on selected, high impact areas. ^{*}DVD player operates only while vehicle is stationary. [†]SUNA is a registered trademark of Intelematics Pty. Ltd. Coverage includes Melbourne, Sydney, Brisbane, Gold Coast, Adelaide, Perth and Canberra metropolitan areas. Refer to www.sunatrafic.com.au for full details.

ACCESSORIES BORN OF ENGINEERING, DESIGN AND THOUGHT.

The CR-V is a car that fits in with your life, so why not have it look that way too? With a huge range of Honda Genuine Accessory options available, you can make your CR-V uniquely yours.

Other accessories include:

- Car body cover
- Cigar lighter
- Leather maintenance kit
- Side step set – black (petrol models only)
- Tongue and towball storage bag
- Touch up paint
- Wheel lock nut set

[†]Rear door sill garnishes are non-illuminated. [^]Not compatible with front aero bumper. [~]Not compatible with tow bar kit or rear aero bumper. All Genuine Honda Accessories installed at the time of retail sale of a new motor vehicle are covered by Honda's 3-year/100,000km warranty. If installed after retail use, they are covered for the remainder of the warranty or a minimum of 12 months – whichever is greater – provided the accessory is fitted only to the vehicle for which it was intended by Honda Motor Co.



Mud guard set – front and rear (diesel models only).



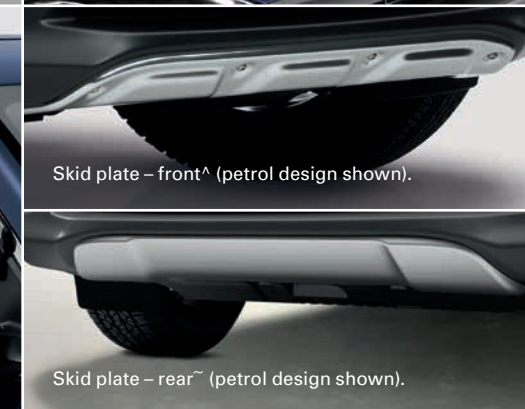
Bonnet protector.



Headlight protector set.



Door visor set.



Skid plate – front[^] (petrol design shown).



Side step set – Metallic.



Fog light set (2WD VTi and 4WD VTi only).



Cargo step protector (diesel models only).



Rear park assist (2WD VTi and 4WD VTi only).



Door sill garnish Illuminated[†] or Metallic (petrol models and DTi-S only).



Deluxe tailored mat set (petrol design shown).



All-weather rubber mat set (petrol design shown).



Cargo net.



Organiser box.



Pet guard.



Tow bar kit* (petrol design shown).



Tonneau cover (2WD VTi only).



Luggage area protector tray (petrol models only – as shown). Protector mat available for diesel models.



Rear bumper and bootlip protector.




Auto dimming rear-view mirror (2WD VTi and 4WD VTi only).



Camping tent – sleeps 6 people.



Roof rack attachments*
- Bike attachment
- Kayak attachment
- Surfboard attachment
- Ski/snowboard attachment



Bean cable-retractable USB charging cable.



Roof rail set (2WD VTi and DTi-S only).



Roof rack cross bar set. 75kg load capacity.



Ski/snowboard attachment*.

ACCESSORIES FOR PEOPLE GOING PLACES.

The CR-V is made for active people. So if you're ready for action, your CR-V will be too. Customise your CR-V so it's even more ready for adventure with a range of custom-made add-ons. Like the new CR-V tent that fits snugly on to the back of your open boot space, so you're never cramped when you camp.

*Not compatible with rear aero bumper and rear skid plate.*Requires roof rail set. In the interest of aerodynamics, Honda recommends the roof rack set be removed when not in use. See your Honda Dealer for advice regarding Genuine Honda Accessories. Pictured accessories are all sold separately. All Genuine Honda Accessories installed at the time of retail sale of a new motor vehicle are covered by Honda's 3-year/100,000km warranty. If installed after retail use, they are covered for the remainder of the warranty or a minimum of 12 months – whichever is greater – provided the accessory is fitted only to the vehicle for which it was intended by Honda Motor Co.

THE EXTERIOR OF THE CR-V IS A PERFECTLY DESIGNED PIECE OF AUTOMOTIVE INGENUITY. OF COURSE, THAT DOESN'T MEAN YOU CAN'T ADD A LITTLE MORE TO IT IF YOU PLEASE.



▲ Top to bottom:
Front aero bumper – diesel design™
Rear aero bumper – diesel design#

Modulo Sports Pack.

With the Modulo Sports Pack, available as a full set or piece-by-piece, you can customise your CR-V so it's even sleeker, sportier, and 100% yours alone.

Available on VTi-S, VTi-L, DTi-S and DTi-L:

- Front aero bumper™ – petrol[^] or diesel design
- Rear aero bumper# – petrol or diesel design
- Rear tailgate spoiler
- Side step set (metallic)



▼ Additional accessories left to right:

- Door lining illumination set (DTi-S only)
- Puddle light set
- Chrome tailgate garnish
- Front and rear accent lighting (petrol models and DTi-S only)
- Chrome fog light garnish set[~] (petrol models only)
- Chrome lower door garnish set
- Chrome door mirror garnish set
- Exhaust pipe finisher (2WD VTi, DTi-S and DTi-L only)



▲ CR-V 4WD VTi-L in White Orchid Pearlescent shown with 19-inch upsized alloy wheels[‡], chrome sports grille[~] and Modulo Sports Pack.

[™]Not compatible with front skid plate. [^]Not compatible with chrome fog light garnish set. [#]Not compatible with rear skid plate, rear park assist and tow bar kit. [~]Not compatible with front aero bumper. [‡]Tyres sold separately. Alloys not compatible with DTi-S manual transmission. [‡]Not compatible with ADAS. See your Honda Dealer for advice regarding Genuine Honda Accessories. Pictured accessories are all sold separately. All Genuine Honda Accessories installed at the time of retail sale of a new motor vehicle are covered by Honda's 3-year/100,000km warranty. If installed after retail use, they are covered for the remainder of the warranty or a minimum of 12 months – whichever is greater – provided the accessory is fitted only to the vehicle for which it was intended by Honda Motor Co.

You're never alone in a Honda.

Buy a CR-V and you'll be amazed at how well you'll be looked after.

The care starts with a 3-year/100,000km warranty and 6-year rust perforation warranty*.

You'll also have access to HondaONE, an exclusive website that gives you up-to-date service history, vehicle records, maintenance tips and service reminders.

Plus Honda have a range of benefits that ensure your CR-V is as pleasurable to own as it is to drive.

Dedicated Honda Care

Servicing your CR-V at a local Honda Dealership will ensure you protect your investment and maximise its outstanding resale value. Dedicated Honda Care provides access to specialist diagnostic equipment and Honda Genuine Parts. There's also the advantage of factory-trained technicians with unparalleled knowledge of Honda products.

Honda Warranty Plus†

Purchase Honda Warranty Plus and your CR-V will be protected with no claim limits and no cost for labour and parts for 5 years or 140,000 kilometres (inclusive of New Vehicle Warranty). You'll also be entitled to 5 years' Premium Roadside Assist. Visit honda.com.au/warranty for more information.

Honda Capped Price Servicing~

At Honda, we believe you should have a clear idea of what it will cost to maintain your vehicle and maximise its value. That's why we've introduced Honda Capped Price Servicing. Available nationally through all Authorised Honda Dealers, it sets a maximum price for each of the scheduled services on your CR-V.

Honda Insurance^

If you're looking for cover as reliable as your CR-V you really need Honda Motor Vehicle Insurance.

You'll enjoy a range of benefits, including:

- 3-year new replacement if your Honda is a total loss.
- Genuine Honda approved parts for the first 3 years.
- Lifetime guarantee on authorised repairs.

For more information visit honda.com.au/insurance

Honda Finance

Whether you're buying a Honda for yourself or a business, we have a wide range of flexible finance and leasing options. So see your Honda Dealer to find a financial solution that suits you as perfectly as your CR-V does. For more information visit honda.com.au/finance

Honda Merchandise

Show your true colours with genuine Honda merchandise. For everything from apparel to travel goods, visit your local Honda Dealer or view the range at honda.com.au/merchandise



For more information visit honda.com.au/cars or Freecall 1800 804 954

*Honda warranties apply where due care is exercised by the owner and the vehicle is maintained in accordance with the Owner's Warranty and Service Manual. Please visit honda.com.au/warranty for full terms and conditions. †5-year/140,000km Warranty Plus is inclusive of 3-year/100,000km New Vehicle Warranty. Please refer to Honda's Warranty documentation for conditions at honda.com.au/warranty ~Available on selected models only. For full terms and conditions please visit honda.com.au/CappedPriceService ^Honda insurance is underwritten by Allianz Australia Insurance Limited Licence No. 234 708 ABN 15 000 122 850 (Allianz). In arranging this insurance Honda Australia Pty. Ltd. ABN 66 004 759 611 and the authorised dealers act as agents of Allianz and not as your agent. In entering into a contract of insurance for this policy, you acknowledge that this Product Disclosure Statement (PDS), your Schedule and any other document which we tell you forms part of this policy (Policy Documentation), sets out the entire agreement that exists between you and Allianz in connection with this policy. You also acknowledge that you have not relied on any prior representations which are not expressly included in or are otherwise inconsistent with the Policy Documentation. Neither Honda nor any of its related companies have any liability in respect of this policy.